

City of Lloydminster 2019 Building Statistics

Year To Date

Month	Commercial				Industrial				Institutional				Residential												Permit Total														
	New	Prt.	Improvement	Prt.	New	Prt.	Improvement	Prt.	New	Prt.	Improvement	Prt.	Prt.	New Single Det.	#	Prt.	Semi-Detached	#	Prt.	Mobile Home	#	Prt.	New Apartment	#	Prt.	New Rowhouse	#	Prt.	New Townhouse	#	Prt.	Improvement	Prt.	Garage	# of Dwellings	Prts.	Value (\$)		
January	\$818,000.00	1	\$417,000.00	5	\$0.00	0	\$0.00	0	\$0.00	0	\$0.00	0	\$0.00	0	0	\$0.00	0	\$0.00	0	\$0.00	0	0	\$0.00	0	\$0.00	0	\$0.00	0	\$0.00	0	\$0.00	0	\$59,000.00	0	\$0.00	0	7	1	\$1,294,000.00
February	\$0.00	0	\$1,380,000.00	4	\$0.00	0	\$60,000.00	1	\$0.00	0	\$0.00	0	\$0.00	0	0	\$0.00	0	\$0.00	0	\$0.00	0	0	\$0.00	0	\$0.00	0	\$0.00	0	\$0.00	0	\$50,000.00	0	\$0.00	0	1	7	\$1,705,000.00		
March	\$2,450,000.00	1	\$500,000.00	3	\$0.00	0	\$0.00	0	\$0.00	0	\$0.00	0	\$0.00	0	0	\$0.00	0	\$0.00	0	\$0.00	0	0	\$0.00	0	\$0.00	0	\$0.00	0	\$0.00	0	\$181,000.00	0	\$0.00	1	11	\$3,541,000.00			
April	\$0.00	0	\$712,654.00	4	\$0.00	0	\$8,000.00	1	\$0.00	0	\$7,500.00	1	2	\$640,000.00	2	0	\$0.00	0	\$0.00	0	\$0.00	0	0	\$0.00	0	\$0.00	0	\$0.00	0	\$261,800.00	1	\$25,000.00	2	22	\$1,654,954.00				
May	\$0.00	0	\$169,747.29	3	\$0.00	0	\$0.00	0	\$0.00	0	\$0.00	0	4	\$1,080,000.00	4	0	\$0.00	0	\$0.00	0	\$0.00	0	0	\$0.00	0	\$0.00	0	\$0.00	0	\$125,500.00	0	\$0.00	4	18	\$1,375,247.29				
June	\$1,507,273.50	1	\$850,000.00	2	\$0.00	0	\$0.00	0	\$0.00	0	\$40,000.00	1	1	\$460,000.00	1	0	\$0.00	0	\$0.00	0	\$0.00	0	0	\$0.00	0	\$0.00	0	\$0.00	0	\$42,500.00	1	\$50,000.00	1	16	\$2,949,773.50				
July	\$0.00	0	\$220,000.00	2	\$0.00	0	\$20,000.00	1	\$0.00	0	\$0.00	0	2	\$664,500.00	2	0	\$0.00	0	\$0.00	0	\$0.00	0	0	\$0.00	0	\$0.00	0	\$0.00	0	\$64,600.00	0	\$0.00	2	13	\$969,100.00				
August	\$0.00	0	\$125,000.00	1	\$0.00	0	\$0.00	0	\$0.00	0	\$0.00	0	4	\$1,450,000.00	4	0	\$0.00	0	\$0.00	0	\$0.00	0	0	\$0.00	0	\$0.00	0	\$0.00	0	\$134,000.00	0	\$0.00	4	16	\$1,709,000.00				
September	\$0.00	0	\$216,000.00	2	\$700,000.00	1	\$0.00	0	\$0.00	0	\$370,000.00	2	1	\$200,000.00	1	0	\$0.00	0	\$0.00	0	\$0.00	0	0	\$0.00	0	\$0.00	0	\$0.00	0	\$90,000.00	0	\$0.00	1	13	\$1,576,000.00				
October	\$0.00	0	\$0.00	0	\$0.00	0	\$0.00	0	\$0.00	0	\$0.00	0	0	\$0.00	0	0	\$0.00	0	\$0.00	0	\$0.00	0	0	\$0.00	0	\$0.00	0	\$0.00	0	\$0.00	0	\$0.00	0	0	\$0.00				
November	\$0.00	0	\$0.00	0	\$0.00	0	\$0.00	0	\$0.00	0	\$0.00	0	0	\$0.00	0	0	\$0.00	0	\$0.00	0	\$0.00	0	0	\$0.00	0	\$0.00	0	\$0.00	0	\$0.00	0	\$0.00	0	0	\$0.00				
December	\$0.00	0	\$0.00	0	\$0.00	0	\$0.00	0	\$0.00	0	\$0.00	0	0	\$0.00	0	0	\$0.00	0	\$0.00	0	\$0.00	0	0	\$0.00	0	\$0.00	0	\$0.00	0	\$0.00	0	\$0.00	0	0	\$0.00				
Totals	\$4,775,273.50	3	\$4,590,401.29	26	\$700,000.00	1	\$88,000.00	0	\$0.00	0	\$417,500.00	4	16	\$5,119,500.00	16	0	\$0.00	0	\$0.00	0	\$0.00	0	0	\$0.00	0	\$0.00	0	\$0.00	0	\$1,008,400.00	2	\$75,000.00	16	129	\$16,774,074.79				

Year To Year Totals

Year	Commercial				Industrial				Institutional				Residential												Permit Total														
	New	Prt.	Improvement	Prt.	New	Prt.	Improvement	Prt.	New	Prt.	Improvement	Prt.	Prt.	New Single Det.	#	Prt.	Semi-Detached	#	Prt.	Mobile Home	#	Prt.	New Apartment	#	Prt.	New Rowhouse	#	Prt.	New Townhouse	#	Prt.	Improvement	Prt.	Garage	# of Dwellings	Prts.	Value (\$)		
2019	\$4,775,273.50	3	\$4,590,401.29	26	\$700,000.00	1	\$88,000.00	0	\$0.00	0	\$417,500.00	4	16	\$5,119,500.00	16	0	\$0.00	0	\$0.00	0	\$0.00	0	0	\$0.00	0	\$0.00	0	\$0.00	0	\$0.00	0	\$1,008,400.00	2	\$75,000.00	16	129	\$16,774,074.79		
2018	\$2,523,795.00	5	\$6,099,045.00	42	\$0.00	0	\$887,000.00	3	\$0.00	0	\$1,825,866.00	8	38	\$12,041,000.00	38	0	\$0.00	0	\$0.00	0	\$0.00	0	0	\$0.00	0	\$0.00	0	\$0.00	0	\$0.00	0	\$1,616,700.00	4	\$97,000.00	38	194	\$25,090,406.00		
2017	\$10,848,000.00	5	\$6,812,680.00	46	\$1,650,000.00	2	\$476,098.15	5	\$674,000.00	1	\$2,760,000.00	2	51	\$16,321,900.00	51	0	\$0.00	0	\$0.00	0	\$0.00	0	0	\$0.00	0	\$1,545,000.00	8	1	\$465,000.00	4	89	\$1,020,460.00	6	\$121,500.00	63	212	\$44,732,618.15		
2016	\$4,858,293.00	7	\$5,687,433.00	35	\$2,400,000.00	5	\$384,000.00	5	\$0.00	0	\$4,580,000.00	3	51	\$16,125,057.00	51	0	\$0.00	0	\$0.00	0	\$85,000.00	1	0	\$0.00	0	\$0.00	0	\$0.00	0	\$1,629,521.00	8	\$175,452.00	58	257	\$36,784,756.00				
2015	\$36,380,121.00	27	\$12,764,942.00	50	\$9,579,783.00	7	\$450,030.00	3	\$0.00	0	\$14,492,183.00	6	107	\$36,733,668.00	107	0	\$0.00	0	\$0.00	0	\$0.00	0	0	\$0.00	0	\$1,000,000.00	9	2	\$1,200,000.00	8	172	\$6,414,697.61	12	\$255,000.00	124	375	\$119,270,424.61		
2014	\$36,105,414.00	17	\$8,760,278.00	37	\$19,218,290.50	11	\$1,217,000.00	3	\$90,000.00	1	\$3,294,000.00	4	254	\$68,331,474.00	245	0	\$0.00	0	\$0.00	0	\$372,000.00	3	6	\$25,358,000.00	300	2	\$1,400,000.00	16	9	\$4,137,218.00	36	217	\$4,247,205.00	44	\$204,000.00	600	599	\$172,734,879.50	
2013	\$56,345,014.42	15	\$16,718,307.00	52	\$21,371,379.00	17	\$2,985,404.00	10	\$9,000,000.00	1	\$657,851.00	7	241	\$64,885,874.00	245	0	\$0.00	0	\$0.00	0	\$0.00	0	3	\$0.00	0	\$0.00	0	\$0.00	0	\$0.00	0	\$1,440,943.87	11	\$199	\$600,367.00	4	199	\$188,409,162.29	
2012	\$10,380,900.00	11	\$6,739,590.00	44	\$13,130,000.00	15	\$7,473,810.00	14	\$45,981,996.00	7	\$1,331,847.00	7	253	\$65,942,990.00	253	0	\$0.00	0	\$0.00	0	\$800,000.00	8	5	\$21,400,000.00	206	24	\$13,504,107.00	115	1	\$324,077.00	4	182	\$1,377,717.00	12	\$385,301.00	586	583	\$188,772,134.00	
2011	\$11,167,059.00	17	\$7,150,574.00	42	\$25,931,706.00	27	\$521,500.00	4	\$57,541,220.00	10	\$1,210,229.00	6	234	\$59,614,278.00	234	0	\$0.00	0	\$0.00	0	\$1,004,151.00	8	1	\$4,095,000.00	63	6	\$6,822,325.00	50	3	\$3,643,000.00	18	198	\$1,314,344.00	22	\$310,188.00	373	578	\$180,325,572.00	
2010	\$26,663,773.00	10	\$6,615,408.00	56	\$19,983,378.00	9	\$1,068,065.00	6	\$118,000.00	3	\$6,230,023.00	12	180	\$44,758,679.00	180	1	\$435,000.00	2	5	\$941,630.00	5	0	\$0.00	0	1	\$965,000.00	5	3	\$2,684,775.00	27	238	\$2,016,103.00	22	\$286,381.00	219	546	\$112,464,215.00		
2009	\$6,953,000.00	6	\$12,225,290.00	31	\$975,000.00	1	\$1,163,500.00	6	\$1,363,000.00	2	\$1,810,800.00	4	81	\$18,016,975.00	81	0	\$0.00	0	\$0.00	0	\$660,000.00	6	1	\$3,600,000.00	24	0	\$0.00	0	\$471,590.00	3	230	\$1,832,793.00	24	\$366,355.00	114	393	\$47,738,303.00		
2008	\$8,229,810.00	15	\$8,097,150.00	45	\$5,188,909.00	6	\$329,820.00	2	\$0.00	0	\$3,857,184.00	9	142	\$33,657,028.73	142	0	\$0.00	0	\$0.00	0	\$131,000.00	1	5	\$24,822,011.00	181	3	\$1,901,920.00	14	2	\$7,355,260.00	42	267	\$2,408,840.00	5	\$76,620.00	482	502	\$96,055,552.73	
2007	\$21,023,000.00	13	\$13,405,450.00	45	\$5,330,909.00	6	\$4,698,100.00	10	\$0.00	0	\$2,840,421.00	7	254	\$53,675,345.27	254	1	\$96,440.00	2	0	\$0.00	0	3	\$8,700,000.00	65	3	\$5,787,318.27	65	0	\$0.00	0	\$0.00	0	283	\$2,202,077.86	41	\$469,109.03	386	669	\$116,627,261.43
2006	\$5,541,130.00	10	\$7,284,085.24	35	\$9,916,754.50	14	\$739,000.00	6	\$6,591,758.60	3	\$8,900,517.00	5	260	\$51,605,457.27	260	4	\$1,052,773.00	6	0	\$0.00	0	8	\$10,642,100.00	139	1	\$1,848,000.00	14	2	\$7,537,500.00	75	185	\$4,227,143.23	29	\$407,850.00	494	562	\$116,194,068.84		
2005	\$12,221,000.00	5	\$4,754,800.00	32	\$15,569,701.00	19	\$2,110,245.00	12	\$26,847,000.00	2	\$1,485,500.00	4	262	\$40,347,884.00	262	1	\$2,288,000.00	22	0	\$0.00	0	5	\$10,967,000.00	158	3	\$4,480,000.00	62	0	\$0.00	0	\$0.00	0	129	\$1,210,745.00	31	\$252,902.00	504	505	\$122,534,777.00
2004	\$10,203,005.00	19	\$3,015,208.05	43	\$7,521,914.00	17	\$756,775.00	7	\$275,000.00	1	\$676,100.00	3	264	\$35,503,300.00	264	0	\$0.00	0	\$0.00	0	\$0.00	0	2	\$10,800,000.00	98	0	\$0.00	0	\$0.00	0	\$1,800,000.00	36	96	\$1,078,050.00	33	\$326,308.00	398	486	\$71,955,060.05
2003	\$7,177,500.00	10	\$6,229,828.00																																				

2019 ALBERTA VS. SASKATCHEWAN PERMIT TOTALS

Alberta

	Residential			Prt	Improvement \$	Prt	Garage \$	Prt	Commercial \$	Prt	Industrial \$	Prt	Institutional \$
	Prt	New Dwelling \$	#										
January	0	\$0.00	0	5	\$37,000.00	0	\$0.00	6	\$1,235,000.00	0	\$0.00	0	\$0.00
February	1	\$215,000.00	1	0	\$0.00	0	\$0.00	3	\$680,000.00	0	\$0.00	0	\$0.00
March	1	\$410,000.00	1	3	\$23,000.00	0	\$0.00	3	\$500,000.00	0	\$0.00	0	\$0.00
April	1	\$340,000.00	1	9	\$212,800.00	0	\$0.00	4	\$712,654.00	1	\$8,000.00	1	\$7,500.00
May	1	\$330,000.00	1	10	\$106,500.00	0	\$0.00	3	\$169,747.29	0	\$0.00	0	\$0.00
June	1	\$460,000.00	1	5	\$29,000.00	0	\$0.00	3	\$2,357,273.50	0	\$0.00	1	\$40,000.00
July	1	\$344,500.00	1	5	\$22,500.00	0	\$0.00	2	\$220,000.00	1	\$20,000.00	0	\$0.00
August	3	\$1,240,000.00	3	9	\$102,000.00	0	\$0.00	1	\$125,000.00	0	\$0.00	0	\$0.00
September	1	\$200,000.00	1	6	\$75,000.00	0	\$0.00	1	\$90,000.00	1	\$700,000.00	1	\$150,000.00
October	0	\$0.00	0	0	\$0.00	0	\$0.00	0	\$0.00	0	\$0.00	0	\$0.00
November	0	\$0.00	0	0	\$0.00	0	\$0.00	0	\$0.00	0	\$0.00	0	\$0.00
December	0	\$0.00	0	0	\$0.00	0	\$0.00	0	\$0.00	0	\$0.00	0	\$0.00
Total	10	\$3,539,500.00	10	52	\$607,800.00	0	\$0.00	26	\$6,089,674.79	3	\$728,000.00	3	\$197,500.00

Total Permits		
Permits	Value \$	Dwellings
11	\$1,272,000.00	0
4	\$895,000.00	1
7	\$933,000.00	1
16	\$1,280,954.00	1
14	\$606,247.29	1
10	\$2,886,273.50	1
9	\$607,000.00	1
13	\$1,467,000.00	3
10	\$1,215,000.00	1
0	\$0.00	0
0	\$0.00	0
0	\$0.00	0
94	\$11,162,474.79	10

% of Total Permits 72.87% 66.55% 62.50%

Monthly Totals

	Prts	Value \$	Dwell #
January	13	\$1,294,000.00	0
February	7	\$1,705,000.00	1
March	11	\$3,541,000.00	1
April	22	\$1,654,954.00	2
May	18	\$1,375,247.29	4
June	16	\$2,949,773.50	1
July	13	\$969,100.00	2
August	16	\$1,709,000.00	4
September	13	\$1,576,000.00	1
October	0	\$0.00	0
November	0	\$0.00	0
December	0	\$0.00	0
Year To Date	129	\$16,774,074.79	16

Saskatchewan

	Residential			Prt	Improvement \$	Prt	Garage \$	Prt	Commercial \$	Prt	Industrial \$	Prt	Institutional \$
	Prt	New Dwelling \$	#										
January	0	\$0.00	0	2	\$22,000.00	0	\$0.00	0	\$0.00	0	\$0.00	0	\$0.00
February	0	\$0.00	0	1	\$50,000.00	0	\$0.00	1	\$700,000.00	1	\$60,000.00	0	\$0.00
March	0	\$0.00	0	3	\$158,000.00	0	\$0.00	1	\$2,450,000.00	0	\$0.00	0	\$0.00
April	1	\$300,000.00	1	4	\$49,000.00	1	\$25,000.00	0	\$0.00	0	\$0.00	0	\$0.00
May	3	\$750,000.00	3	1	\$19,000.00	0	\$0.00	0	\$0.00	0	\$0.00	0	\$0.00
June	0	\$0.00	0	5	\$13,500.00	1	\$50,000.00	0	\$0.00	0	\$0.00	0	\$0.00
July	1	\$320,000.00	1	3	\$42,100.00	0	\$0.00	0	\$0.00	0	\$0.00	0	\$0.00
August	1	\$210,000.00	1	2	\$32,000.00	0	\$0.00	0	\$0.00	0	\$0.00	0	\$0.00
September	0	\$0.00	0	1	\$15,000.00	0	\$0.00	1	\$126,000.00	0	\$0.00	1	\$220,000.00
October	0	\$0.00	0	0	\$0.00	0	\$0.00	0	\$0.00	0	\$0.00	0	\$0.00
November	0	\$0.00	0	0	\$0.00	0	\$0.00	0	\$0.00	0	\$0.00	0	\$0.00
December	0	\$0.00	0	0	\$0.00	0	\$0.00	0	\$0.00	0	\$0.00	0	\$0.00
Total	6	\$1,580,000.00	6	22	\$400,600.00	2	\$75,000.00	3	\$3,276,000.00	1	\$60,000.00	1	\$220,000.00

Total Permits		
Permits	Value \$	Dwellings
2	\$22,000.00	0
3	\$810,000.00	0
4	\$2,608,000.00	0
6	\$374,000.00	1
4	\$769,000.00	3
6	\$63,500.00	0
4	\$362,100.00	1
3	\$242,000.00	1
3	\$361,000.00	0
0	\$0.00	0
0	\$0.00	0
0	\$0.00	0
35	\$5,611,600.00	6

% of Total Permits 27.13% 33.45% 37.50%



13

Permits issued
In September



\$1,576,000

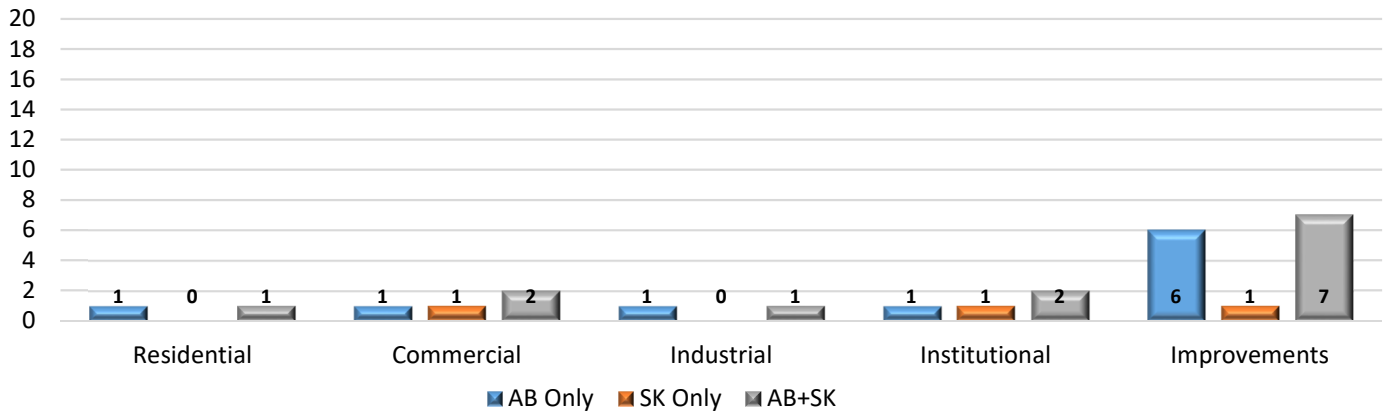
September
Permit Value



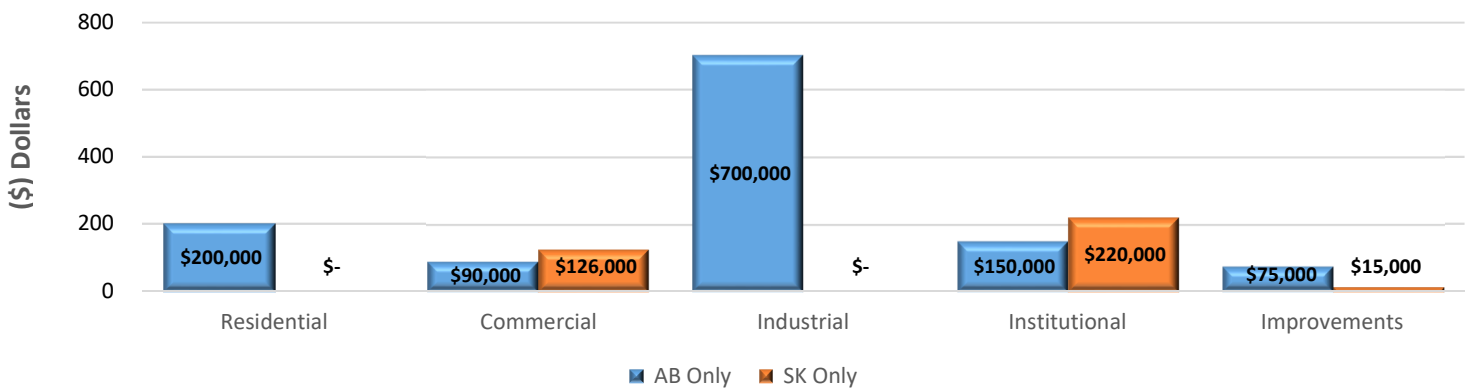
1

New Dwellings
in September

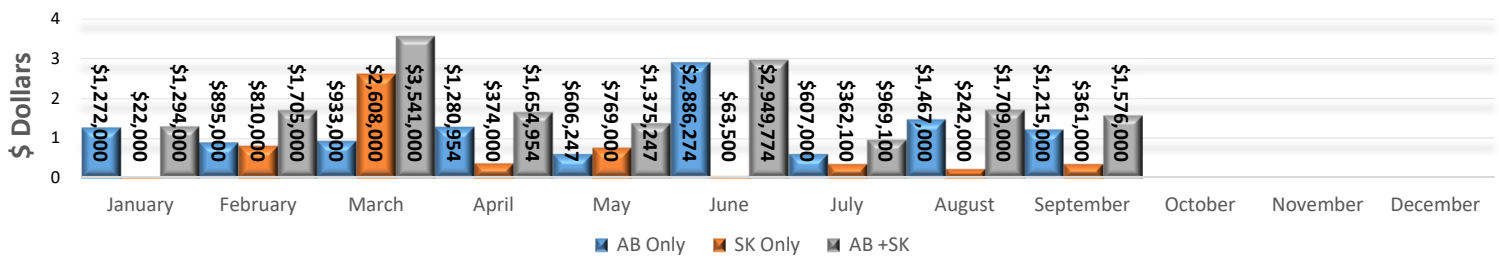
September 2019 - Permits Issued



September 2019 Permit Values



2019 Permit Values Total



Year	2015	2016	2017	2018	2019
# of Permits	375	257	212	194	129
Permit Value	\$119,270,424	\$36,784,756	\$40,732,618	\$25,090,406	\$16,774,000
# of New Dwellings	124	58	63	38	16

September 2019

Permit Number	Project Information	Type of Work	Construction Value Total	Construction Location	Lot/Block/Plan
AB					
LYDB013019LD	Commercial	Alteration/Improvements	\$90,000.00	5304 51 Avenue	G 24 092 1747
	1	AB TOTAL	\$90,000.00		
LYDB011819LD	Residential	Deck	\$3,000.00	5716 30 Street	11 37 792 2747
LYDB011919LD	Residential	Deck	\$12,000.00	7007 39 Street	19 22 092 1781
LYDB012019LD	Residential	Deck	\$12,000.00	6206 19 Street	65 6 142 4772
LYDB012919LD	Residential	Deck	\$21,000.00	5510 16 Street	180 54 102 6074
LYDB012419LD	Residential	Alteration/Improvements	\$25,000.00	3418 52 Avenue	50 20 1679 TR
LYDB012319LD	Residential	Accessory Building	\$2,000.00	2303 56 Avenue Close	26 53 972 2271
	6	AB TOTAL	\$75,000.00		
LYDB012619LD	Industrial	New Construction	\$700,000.00	6308 70 Avenue	1 5 132 1551
	1	AB TOTAL	\$700,000.00		
LYDB012219LD	Institutional	Alteration/Improvements	\$150,000.00	5103 31 Street	22 3559 TR
	1	AB TOTAL	\$150,000.00		
LYDB012119LD	Residential	New Construction	\$200,000.00	6115 13 Street Close	27 16 182 3083
	1	AB TOTAL	\$200,000.00		
	10	AB TOTAL	\$1,215,000.00		
SK					
LYDB010919LD	Institutional	Alteration/Improvements	\$220,000.00	1502 49 Avenue	24 2 102107236
	1	SK TOTAL	\$220,000.00		
LYDB011719LD	Commercial	Alteration/Improvements	\$126,000.00	4801 50 Avenue	17-20 14 B1271
	1	SK TOTAL	\$126,000.00		
LYDB012819LD	Residential	Basement Development	\$15,000.00	2005 48 Avenue	22 6 101892124
	1	SK TOTAL	\$15,000.00		
	3	SK TOTAL	\$361,000.00		

13 PERMITS ISSUED	SK TOTAL	\$361,000.00	3 SK PERMITS
	AB TOTAL	\$1,215,000.00	10 AB PERMITS
	AB + SK TOTAL	\$1,576,000.00	