

City of Lloydminster  
2025 Building Statistics

Year To Date

Month	Commercial				Industrial				Institutional				Residential												Permit Total												
	New	Pts.	Improvement	Pts.	New	Pts.	Improvement	Pts.	New	Pts.	Improvement	Pts.	Pts.	New Single Det.	#	Pts.	Semi-Detached Duplex	#	Pts.	Mobile Home	#	Pts.	New Apartment/ Garden Subbasement Suite	#	Pts.	New Rowhouse	#	Pts.	New Townhouse	#	Pts.	Improvement	Pts.	Garage	# of Dwellings	Pts.	Value (\$)
January	\$0.00	0	\$80,000.00	1	\$0.00	0	\$0.00	0	\$0.00	0	\$0.00	0	1	\$300,000.00	1	0	\$0.00	0	0	\$0.00	0	0	\$0.00	0	0	\$0.00	0	0	\$0.00	0	1	\$18,680.75	0	\$0.00	1	3	\$38,680.75
February	\$0.00	0	\$0.00	0	\$0.00	0	\$0.00	0	\$0.00	0	\$0.00	0	0	\$0.00	0	0	\$0.00	0	0	\$0.00	0	0	\$0.00	0	0	\$0.00	0	0	\$0.00	0	0	\$0.00	0	0	0	0	\$0.00
March	\$0.00	0	\$0.00	0	\$0.00	0	\$0.00	0	\$0.00	0	\$0.00	0	0	\$0.00	0	0	\$0.00	0	0	\$0.00	0	0	\$0.00	0	0	\$0.00	0	0	\$0.00	0	0	\$0.00	0	0	0	0	\$0.00
April	\$0.00	0	\$0.00	0	\$0.00	0	\$0.00	0	\$0.00	0	\$0.00	0	0	\$0.00	0	0	\$0.00	0	0	\$0.00	0	0	\$0.00	0	0	\$0.00	0	0	\$0.00	0	0	\$0.00	0	0	0	0	\$0.00
May	\$0.00	0	\$0.00	0	\$0.00	0	\$0.00	0	\$0.00	0	\$0.00	0	0	\$0.00	0	0	\$0.00	0	0	\$0.00	0	0	\$0.00	0	0	\$0.00	0	0	\$0.00	0	0	\$0.00	0	0	0	0	\$0.00
June	\$0.00	0	\$0.00	0	\$0.00	0	\$0.00	0	\$0.00	0	\$0.00	0	0	\$0.00	0	0	\$0.00	0	0	\$0.00	0	0	\$0.00	0	0	\$0.00	0	0	\$0.00	0	0	\$0.00	0	0	0	0	\$0.00
July	\$0.00	0	\$0.00	0	\$0.00	0	\$0.00	0	\$0.00	0	\$0.00	0	0	\$0.00	0	0	\$0.00	0	0	\$0.00	0	0	\$0.00	0	0	\$0.00	0	0	\$0.00	0	0	\$0.00	0	0	0	0	\$0.00
August	\$0.00	0	\$0.00	0	\$0.00	0	\$0.00	0	\$0.00	0	\$0.00	0	0	\$0.00	0	0	\$0.00	0	0	\$0.00	0	0	\$0.00	0	0	\$0.00	0	0	\$0.00	0	0	\$0.00	0	0	0	0	\$0.00
September	\$0.00	0	\$0.00	0	\$0.00	0	\$0.00	0	\$0.00	0	\$0.00	0	0	\$0.00	0	0	\$0.00	0	0	\$0.00	0	0	\$0.00	0	0	\$0.00	0	0	\$0.00	0	0	\$0.00	0	0	0	0	\$0.00
October	\$0.00	0	\$0.00	0	\$0.00	0	\$0.00	0	\$0.00	0	\$0.00	0	0	\$0.00	0	0	\$0.00	0	0	\$0.00	0	0	\$0.00	0	0	\$0.00	0	0	\$0.00	0	0	\$0.00	0	0	0	0	\$0.00
November	\$0.00	0	\$0.00	0	\$0.00	0	\$0.00	0	\$0.00	0	\$0.00	0	0	\$0.00	0	0	\$0.00	0	0	\$0.00	0	0	\$0.00	0	0	\$0.00	0	0	\$0.00	0	0	\$0.00	0	0	0	0	\$0.00
December	\$0.00	0	\$10,000.00	1	\$0.00	0	\$0.00	0	\$0.00	0	\$0.00	0	0	\$300,000.00	1	0	\$0.00	0	0	\$0.00	0	0	\$0.00	0	0	\$0.00	0	0	\$0.00	0	0	\$0.00	0	0	0	0	\$0.00
Totals	\$0.00	0	\$30,000.00	1	\$0.00	0	\$0.00	0	\$0.00	0	\$0.00	0	1	\$300,000.00	1	0	\$0.00	0	0	\$0.00	0	0	\$0.00	0	0	\$0.00	0	0	\$0.00	0	1	\$18,680.75	0	\$0.00	1	3	\$38,680.75

Year To Year Totals

Year	Commercial				Industrial				Institutional				Residential												Permit Total																
	New	Pts.	Improvement	Pts.	New	Pts.	Improvement	Pts.	New	Pts.	Improvement	Pts.	Pts.	New Single Det.	#	Pts.	Semi-Detached Duplex	#	Pts.	Mobile Home	#	Pts.	New Apartment	#	Pts.	New Rowhouse	#	Pts.	New Townhouse	#	Pts.	Improvement	Pts.	Garage	# of Dwellings	Pts.	Value (\$)				
2025	\$0.00	0	\$80,000.00	1	\$0.00	0	\$0.00	0	\$0.00	0	\$0.00	0	1	\$300,000.00	1	0	\$0.00	0	0	\$0.00	0	0	\$0.00	0	0	\$0.00	0	0	\$0.00	0	1	\$18,680.75	0	\$0.00	1	3	\$38,680.75				
2024	\$ 3,158,850.00	6	\$ 5,115,526.00	24	\$ 7,142,420.00	4	\$ 3,334,870.00	8	0	0	\$ 3,780,524.00	6	40	\$ 18,321,000.00	42	0	0	0	\$0.00	0	0	\$0.00	4	\$90,000.00	4	\$0.00	0	0	\$0.00	0	0	\$0.00	0	53	\$ 3,034,874.00	5	\$154,000.00	46	180	\$ 4,132,454.00	
2023	\$21,214,102.00	6	\$10,429,308.00	38	\$0.00	0	\$311,187.00	1	\$14,043,000.00	1	\$3,198,104.00	5	19	\$61,917,000.00	19	0	0	0	\$0.00	0	0	\$0.00	0	0	\$0.00	0	0	\$0.00	0	0	\$0.00	0	0	\$1,196,193.00	11	\$90,000.00	22	129	\$12,003,004.00		
2022	\$2,080,000.00	3	\$4,975,071.00	38	\$1,881,000.00	2	\$270,000.00	2	\$0.00	0	\$26,180,000.00	2	94	\$14,240,348.00	34	2	0	0	\$0.00	0	0	\$0.00	0	0	\$0.00	0	18	\$11,900,000.00	51	0	\$0.00	0	158	\$3,554,265.00	13	\$175,000.00	129	170	\$65,564,682.00		
2021	\$12,505,000.00	3	\$12,653,584.00	73	\$4,311,384.00	2	\$4,755,000.00	5	\$7,100,000.00	0	\$16,011,280.00	4	28	\$11,254,000.00	30	0	0	0	\$0.00	0	0	\$0.00	0	0	\$0.00	0	0	\$0.00	0	0	\$0.00	0	0	\$1,873,522.00	20	\$150,000.00	32	188	\$7,633,690.00		
2020	\$3,348,000.00	0	\$4,437,720.00	29	\$3,600,000.00	2	\$0.00	0	\$0.00	0	\$935,340.00	0	24	\$1,349,800.00	24	0	0	0	\$0.00	0	0	\$0.00	0	0	\$0.00	0	0	\$0.00	0	0	\$0.00	0	0	\$0.00	0	0	0	0	\$0.00		
2019	\$5,675,275.00	4	\$6,461,401.29	31	\$1,000,000.00	2	\$88,000.00	3	\$0.00	0	\$1,962,500.00	0	18	\$5,688,000.00	0	0	0	0	\$0.00	0	0	\$0.00	0	0	\$0.00	0	0	\$0.00	0	0	\$0.00	0	0	\$3,029,271.00	18	0	0	143	\$25,130,359.79		
2018	\$2,523,780.00	5	\$6,088,048.00	42	\$0.00	0	\$88,000.00	3	\$0.00	0	\$1,825,588.00	8	38	\$12,541,000.00	38	0	0	0	\$0.00	0	0	\$0.00	0	0	\$0.00	0	0	\$0.00	0	0	\$0.00	0	0	\$0.00	0	0	0	0	\$0.00		
2017	\$10,848,000.00	6	\$10,747,000.00	48	\$1,000,000.00	2	\$874,000.00	5	\$874,000.00	0	\$963,000.00	2	11	\$19,331,800.00	11	0	0	0	\$0.00	0	0	\$0.00	0	0	\$0.00	0	0	\$0.00	0	0	\$0.00	0	0	\$1,603,000.00	6	\$192,100.00	13	212	\$40,729,818.16		
2016	\$4,898,200.00	3	\$4,898,200.00	30	\$2,740,000.00	9	\$384,000.00	5	\$0.00	0	\$4,580,000.00	3	61	\$18,128,057.00	61	0	0	0	\$0.00	0	0	\$0.00	0	0	\$0.00	0	1	\$80,000.00	5	\$0.00	0	0	\$0.00	0	0	0	0	\$0.00			
2015	\$36,380,121.00	27	\$12,749,362.00	40	\$6,579,362.00	9	\$0.00	0	\$0.00	0	\$14,490,180.00	0	107	\$36,733,668.00	107	0	0	0	\$0.00	0	0	\$0.00	0	0	\$0.00	0	0	\$0.00	0	0	\$0.00	0	0	\$0.00	0	0	0	0	\$0.00		
2014	\$36,165,114.00	17	\$7,979,271.00	37	\$1,718,290.00	11	\$1,717,000.00	3	\$3,990,000.00	3	\$3,990,000.00	0	123	\$66,331,474.00	123	0	0	0	\$0.00	0	0	\$0.00	0	0	\$0.00	0	0	\$0.00	0	0	\$0.00	0	0	\$0.00	0	0	0	0	\$0.00		
2013	\$56,345,014.42	15	\$16,178,307.00	32	\$21,371,370.00	17	\$2,895,404.00	10	\$5,000,000.00	1	\$697,851.00	7	241	\$64,885,874.00	241	0	0	0	\$0.00	0	0	\$0.00	0	0	\$0.00	0	28	\$13,708,608.00	132	1	\$605,387.00	1	\$90	\$1,448,943.87	11	\$243,716.00	384	585	\$188,460,162.29		
2012	\$10,300,000.00	11	\$10,300,000.00	42	\$1,100,000.00	12	\$1,100,000.00	4	\$1,100,000.00	0	\$1,100,000.00	0	26	\$10,300,000.00	26	0	0	0	\$0.00	0	0	\$0.00	0	0	\$0.00	0	0	\$0.00	0	0	\$0.00	0	0	\$0.00	0	0	0	0	\$0.00		
2011	\$11,167,058.00	17	\$1,167,058.00	42	\$25,931,706.00	27	\$8,712,220.00	10	\$1,712,220.00	0	\$0.00	0	234	\$68,814,276.00	234	0	0	0	\$0.00	0	0	\$0.00	0	0	\$0.00	0	0	\$0.00	0	0	\$0.00	0	0	\$1,643,000.00	13	\$182,168.00	374	578	\$162,325,572.00		
2010	\$28,623,738.00	10	\$6,455,426.00	36	\$15,833,376.00	9	\$1,088,005.00	6	\$1,088,005.00	3	\$6,230,023.00	12	180	\$44,796,679.00	180	0	0	0	\$0.00	0	0	\$0.00	0	0	\$0.00	0	0	\$0.00	0	0	\$0.00	0	0	\$0.00	0	0	0	0	\$0.00		
2009	\$8,853,000.00	6	\$12,422,000.00	11	\$915,000.00	4	\$1,153,500.00	4	\$1,153,500.00	0	\$1,153,500.00	4	11	\$18,076,376.00	11	0	0	0	\$0.00	0	0	\$0.00	0	0	\$0.00	0	0	\$0.00	0	0	\$0.00	0	0	\$0.00	0	0	0	0	\$0.00		
2008	\$8,097,910.00	15	\$8,097,910.00	40	\$5,188,909.00	8	\$3,629,800.00	2	\$0.00	0	\$0.00	0	142	\$33,857,028.13	142	0	0	0	\$0.00	0	0	\$0.00	0	0	\$0.00	0	0	\$0.00	0	0	\$0.00	0	0	\$0.00	0	0	0	0	\$0.00		
2007	\$21,023,000.00	13	\$13,626,400.00	46	\$3,580,000.00	10	\$0.00	0	\$4,888,000.00	10	\$0.00	0	264	\$33,675,421.27	264	1	0	0	\$0.00	0	0	\$0.00	0	0	\$0.00	0	0	\$0.00	0	0	\$0.00	0	0	\$0.00	0	0	0	0	\$0.00		
2006	\$5,541,110.00	10	\$7,276,000.00	35	\$9,016,142.00	14	\$7,970,000.00	8	\$6,891,756.00	3	\$6,891,756.00	0	260	\$51,525,427.21	260	0	0	0	\$0.00	0	0	\$0.00	0	0	\$0.00	0	0	\$0.00	0	0	\$0.00	0	0	\$0.00	0	0	0	0	\$0.00		
2005	\$12,211,000.00	3	\$4,754,800.00	35	\$3,589,707.00	19	\$2,170,245.00	12	\$28,847,000.00	0	\$1,888,000.00	4	262	\$46,347,884.00	262	1	2,288,000.00	22	0	0	\$0.00	0	0	\$0.00	0	0	\$0.00	0	0	\$0.00	0	0	\$0.00	0	0	\$0.00	0	0	0	0	\$0.00
2004	\$10,030,008.00	10	\$2,358,258.00	31	\$1,261,614.00	2	\$275,000.00	2	\$0.00	0	\$656,100.00	3	26	\$26,550,000.00	26	0	0	0	\$0.00	0	0	\$0.00	0	0	\$0.00	0	0	\$0.00	0	0	\$0.00	0	0	\$0.00	0	0	0	0	\$0.00		
2003	\$10,030,008.00	10	\$2,358,258.00	31	\$1,261,614.00	2	\$275,000.00	2	\$0.00	0	\$656,100.00	3	26	\$26,550,000.00	26	0	0	0	\$0.00	0	0	\$0.00	0	0	\$0.00	0	0	\$0.00	0	0	\$0.00	0	0	\$0.00	0	0	0	0	\$0.00		
2002	\$10,030,008.00	10	\$2,358,258.00	31	\$1,261,614.00	2	\$275,000.00	2	\$0.00	0	\$656,100.00	3	26	\$26,550,000.00	26	0	0	0	\$0.00	0	0	\$0.00	0	0	\$0.00	0	0	\$0.00	0	0	\$0.00	0	0	\$0.00	0	0	0	0	\$0.00		
2001	\$10,030,008.00	10	\$2,358,258.00	31	\$1,261,614.00	2	\$275,000.00	2	\$0.00	0	\$656,100.00	3	26	\$26,550,000.00	26	0	0	0	\$0.00	0	0	\$0.00	0	0	\$0.00	0	0	\$0.00	0	0	\$0.00	0	0	\$0.00	0	0	0	0	\$0.00		
2000	\$10,030,008.00	10	\$2,358,258.00	31	\$1,261,614.00	2	\$275,000.00	2	\$0.00	0	\$656,100.00	3	26	\$26,550,000.00	26	0	0	0	\$0.00	0	0	\$0.00	0	0	\$0.00	0	0	\$0.00	0	0	\$0.00	0	0	\$0.00	0	0	0	0	\$0.00		
1999	\$10,030,008.00	10	\$2,358,258.00	31	\$1,261,614.00	2	\$275,000.00	2	\$0.00	0	\$656,100.00	3	26	\$26,550,000.00	26	0	0	0	\$0.00	0	0	\$0.00	0	0	\$0.00	0	0	\$0.00	0	0	\$0.00	0	0	\$0.00	0	0	0	0	\$0.00		
1998	\$10,030,008.00	10	\$2,358,258.00	31	\$1,261,614.00	2	\$275,000.00	2	\$0.00	0	\$656,100.00	3	26	\$26,550,000.00	26	0	0	0	\$0.00	0	0	\$0.00	0	0	\$0.00	0	0	\$0.00	0	0	\$0.00	0	0	\$0.00	0	0	0	0	\$0.00		
1997	\$10,030,008.00	10	\$2,358,258.00	31	\$1,261,614.00	2	\$275,000.00	2	\$0.00	0	\$656,100.00	3	26	\$26,550,000.00	26	0	0	0	\$0.00	0	0	\$0.00	0	0	\$0.00	0	0	\$0.00	0	0	\$0.00	0	0	\$0.00	0	0	0	0	\$0.00		
1996	\$10,030,008.00	10	\$2,358,258.00	31	\$1,261,614.00	2	\$275,000.00	2	\$0.00	0	\$656,100.00	3	26	\$26,550,000.00	26	0	0	0	\$0.00	0	0	\$0.00	0	0	\$0.00	0	0	\$0.00	0	0	\$0.00	0	0	\$0.00	0	0	0	0	\$0.00		
1995	\$10,030,008.00	10	\$2,358,258.00	31	\$1,261,614.00	2	\$275,000.00	2	\$0.00	0	\$656,100.00	3	26	\$26,550,000.00	26	0	0	0	\$0.00	0	0	\$0.00	0	0	\$0.00	0	0	\$0.00	0	0	\$0.00	0	0	\$0.00	0	0	0	0	\$0.00		
1994	\$10,030,008.00	10	\$2,358,258.00	31	\$1,261,614.00	2	\$275,000.00	2	\$0.00	0	\$656,100.00	3	26	\$26,550,000.00	26	0	0	0	\$0.00	0	0	\$0.00	0	0	\$0.00	0	0	\$0.00	0	0	\$0.00	0	0	\$0.00	0	0	0	0	\$0.00		
1993	\$10,030,008.00	10	\$2,358,258.00	31	\$1,261,614.00	2	\$275,000.00	2	\$0.00	0	\$656,100.00	3	26	\$26,550,000.00	26	0	0	0	\$0.00	0	0	\$0.00	0	0	\$0.00	0	0	\$0.00	0	0	\$0.00	0	0	\$0.00	0	0	0	0	\$0.00		
1992	\$10,030,008.00	10	\$2,358,258.00	31	\$1,261,614.00	2	\$275,000.00	2	\$0.00	0	\$656,100.00	3	26	\$26,550,000.00	26	0	0	0	\$0.00	0	0	\$0.00	0	0	\$0.00	0	0	\$0.00	0	0	\$0.00	0	0	\$0.00	0	0	0	0	\$0.00		
1991	\$10,030,008.00	10	\$2,358,258.00	31	\$1,261,614.00	2	\$275,000.00	2	\$0.00	0	\$656,100.00	3	26	\$26,550,000.00	26	0																									

## 2025 ALBERTA VS. SASKATCHEWAN PERMIT TOTALS

### Alberta

	Residential						Prt	Commercial \$	Prt	Industrial \$	Prt	Institutional \$	
	Prt	New Dwelling \$	#	Prt	Improvement \$	Prt							Garage \$
January	1	\$300,000.00	1	1	\$18,960.75	0	\$0.00	1	\$80,000.00	0	\$0.00	0	\$0.00
February	0	\$0.00	0	0	\$0.00	0	\$0.00	0	\$0.00	0	\$0.00	0	\$0.00
March	0	\$0.00	0	0	\$0.00	0	\$0.00	0	\$0.00	0	\$0.00	0	\$0.00
April	0	\$0.00	0	0	\$0.00	0	\$0.00	0	\$0.00	0	\$0.00	0	\$0.00
May	0	\$0.00	0	0	\$0.00	0	\$0.00	0	\$0.00	0	\$0.00	0	\$0.00
June	0	\$0.00	0	0	\$0.00	0	\$0.00	0	\$0.00	0	\$0.00	0	\$0.00
July	0	\$0.00	0	0	\$0.00	0	\$0.00	0	\$0.00	0	\$0.00	0	\$0.00
August	0	\$0.00	0	0	\$0.00	0	\$0.00	0	\$0.00	0	\$0.00	0	\$0.00
September	0	\$0.00	0	0	\$0.00	0	\$0.00	0	\$0.00	0	\$0.00	0	\$0.00
October	0	\$0.00	0	0	\$0.00	0	\$0.00	0	\$0.00	0	\$0.00	0	\$0.00
November	0	\$0.00	0	0	\$0.00	0	\$0.00	0	\$0.00	0	\$0.00	0	\$0.00
December	0	\$0.00	0	0	\$0.00	0	\$0.00	0	\$0.00	0	\$0.00	0	\$0.00
Total	1	\$300,000.00	1	1	\$18,960.75	0	\$0.00	1	\$80,000.00	0	\$0.00	0	\$0.00

% of Total Permits	100.00%	100.00%	100.00%
--------------------	---------	---------	---------

### Monthly Totals

	Prts	Value \$	Dwell #
January	3	\$398,960.75	1
February	0	\$0.00	0
March	0	\$0.00	0
April	0	\$0.00	0
May	0	\$0.00	0
June	0	\$0.00	0
July	0	\$0.00	0
August	0	\$0.00	0
September	0	\$0.00	0
October	0	\$0.00	0
November	0	\$0.00	0
December	0	\$0.00	0
Year To Date	3	\$398,960.75	1

### Saskatchewan

	Residential						Prt	Commercial \$	Prt	Industrial \$	Prt	Institutional \$	
	Prt	New Dwelling \$	#	Prt	Improvement \$	Prt							Garage \$
January	0	\$0.00	0	0	\$0.00	0	\$0.00	0	\$0.00	0	\$0.00	0	\$0.00
February	0	\$0.00	0	0	\$0.00	0	\$0.00	0	\$0.00	0	\$0.00	0	\$0.00
March	0	\$0.00	0	0	\$0.00	0	\$0.00	0	\$0.00	0	\$0.00	0	\$0.00
April	0	\$0.00	0	0	\$0.00	0	\$0.00	0	\$0.00	0	\$0.00	0	\$0.00
May	0	\$0.00	0	0	\$0.00	0	\$0.00	0	\$0.00	0	\$0.00	0	\$0.00
June	0	\$0.00	0	0	\$0.00	0	\$0.00	0	\$0.00	0	\$0.00	0	\$0.00
July	0	\$0.00	0	0	\$0.00	0	\$0.00	0	\$0.00	0	\$0.00	0	\$0.00
August	0	\$0.00	0	0	\$0.00	0	\$0.00	0	\$0.00	0	\$0.00	0	\$0.00
September	0	\$0.00	0	0	\$0.00	0	\$0.00	0	\$0.00	0	\$0.00	0	\$0.00
October	0	\$0.00	0	0	\$0.00	0	\$0.00	0	\$0.00	0	\$0.00	0	\$0.00
November	0	\$0.00	0	0	\$0.00	0	\$0.00	0	\$0.00	0	\$0.00	0	\$0.00
December	0	\$0.00	0	0	\$0.00	0	\$0.00	0	\$0.00	0	\$0.00	0	\$0.00
Total	0	\$0.00	0	0	\$0.00	0	\$0.00	0	\$0.00	0	\$0.00	0	\$0.00

% of Total Permits	0.00%	0.00%	0.00%
--------------------	-------	-------	-------



3

Permits issued  
In January



\$398,961

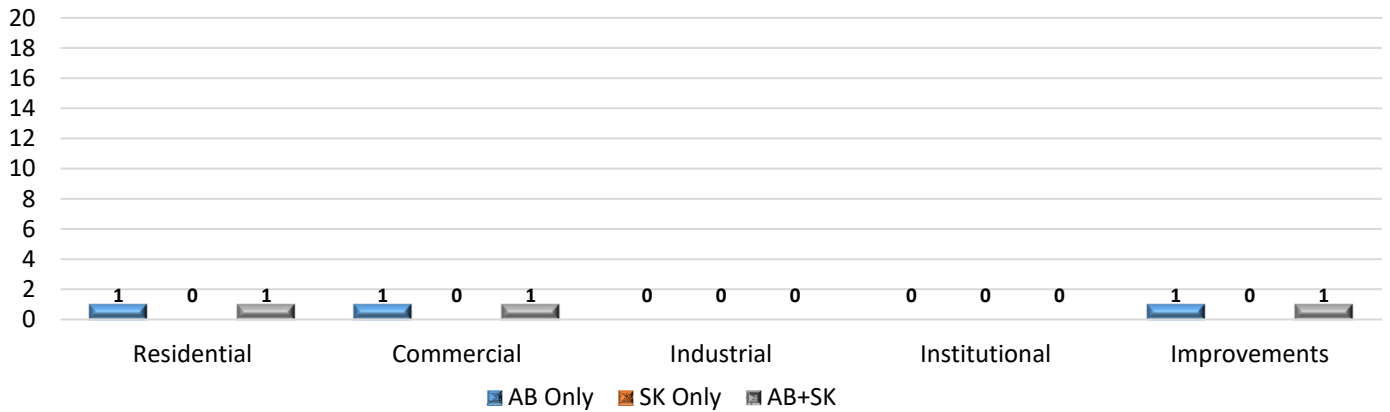
January  
Construction Value



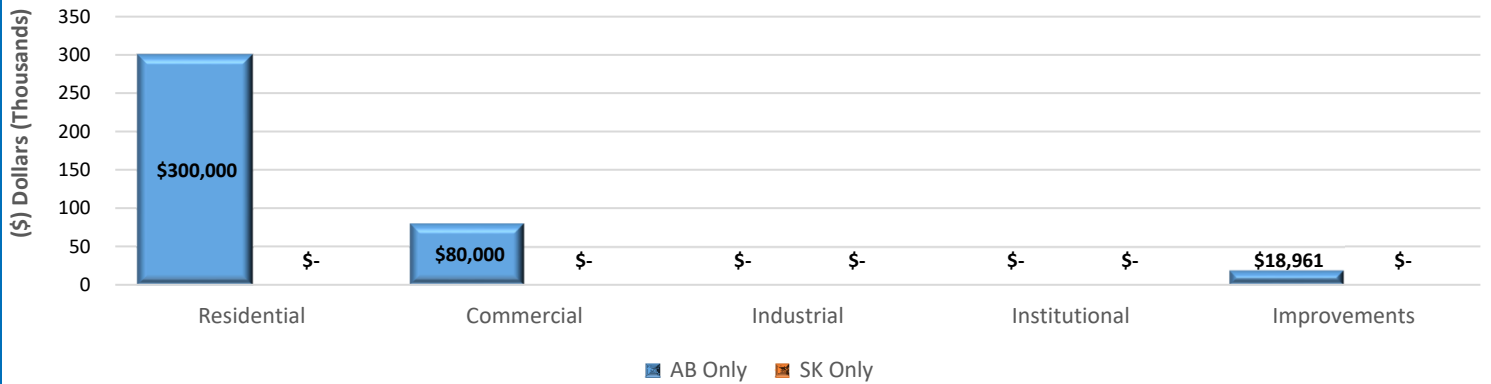
1

New Dwelling Units  
issued in January

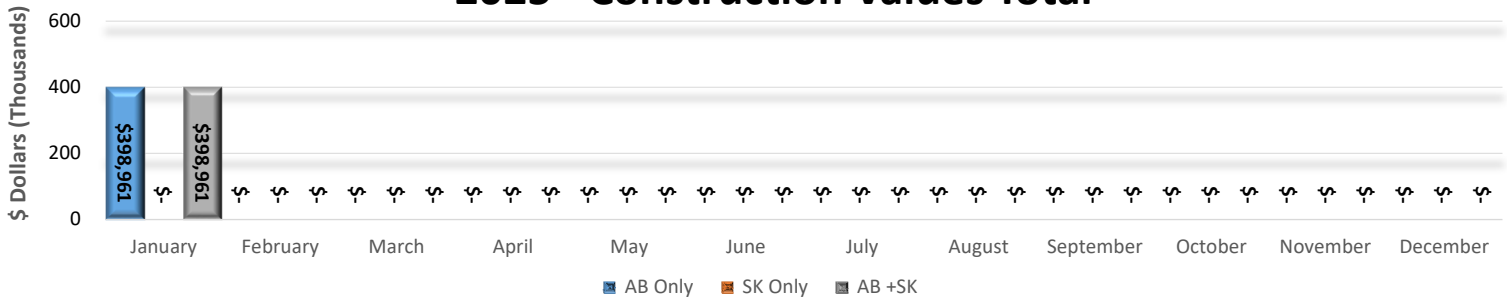
## January 2025 - Permits Issued



## January 2025 - Construction Values



## 2025 - Construction Values Total



Year	2021	2022	2023	2024	2025
# of Permits	189	170	123	160	3
Construction Value	\$71,663,690	\$65,564,682	\$120,000,004	\$44,132,464	\$398,961
# of New Dwellings	32	125	22	46	1

## January 2025 - Permits Issued

Permit Number	Project Information	Type of Work	Construction Value Total	Construction Location	Lot/Block/Plan
<b>AB</b>					
LYDB000225MU	Commercial	Accessory Building Temporary Garden Centre	\$80,000.00	5027 44 Street	42 1 162 2097
<b>AB</b>	<b>3</b>		<b>\$80,000.00</b>		
LYDB016624MU	Residential	Solar Panels	\$18,960.75	2202 57B Ave Close	20 54 982 6269
<b>AB</b>	<b>2</b>		<b>\$18,960.75</b>		
LYDB000325MU	Residential	New Construction	\$300,000.00	1306 56 Avenue	91 57 242 1583
<b>AB</b>	<b>1</b>		<b>\$300,000.00</b>		
	<b>9</b>	<b>AB TOTAL</b>	<b>\$398,960.75</b>		
<b>SK</b>					
<b>SK</b>	<b>0</b>		<b>\$0.00</b>		
<b>SK</b>	<b>0</b>		<b>\$0.00</b>		
<b>SK</b>	<b>0</b>		<b>\$0.00</b>		
<b>SK</b>	<b>0</b>		<b>\$0.00</b>		
	<b>0</b>	<b>SK TOTAL</b>	<b>\$0.00</b>		
<b>3 PERMITS ISSUED</b>		<b>SK TOTAL</b>	<b>\$0.00</b>	<b>SK PERMITS</b>	<b>0 New SK Dwelling Units</b>
		<b>AB TOTAL</b>	<b>\$398,960.75</b>	<b>AB PERMITS</b>	<b>1 New AB Dwelling Unit</b>
		<b>AB + SK TOTAL</b>	<b>\$398,960.75</b>		