

City of Lloydminster 2018 Building Statistics

Year To Date

Month	Commercial				Industrial				Institutional				Residential												Permit Total											
	New	Prt.	Improvement	Prt.	New	Prt.	Improvement	Prt.	New	Prt.	Improvement	Prt.	New Single Det.	#	Prt.	Semi-Detached	#	Prt.	Mobile Home	#	Prt.	New Apartment	#	Prt.	New Rowhouse	#	Prt.	New Townhouse	#	Prt.	Improvement	Prt.	Garage	# of Dwellings	Prts.	Value (\$)
January	\$0.00	0	\$335,000.00	4	\$0.00	0	\$12,000.00	1	\$0.00	0	\$0.00	0	\$180,000.00	1	0	\$0.00	0	0	\$0.00	0	0	\$0.00	0	0	\$0.00	0	0	\$0.00	0	0	\$90,000.00	0	\$0.00	1	13	\$605,000.00
February	\$0.00	0	\$129,000.00	2	\$0.00	0	\$0.00	0	\$0.00	0	\$0.00	0	\$1,234,000.00	4	0	\$0.00	0	0	\$0.00	0	0	\$0.00	0	0	\$0.00	0	0	\$0.00	0	0	\$209,500.00	6	\$0.00	4	12	\$1,572,500.00
March	\$400,000.00	1	\$675,900.00	5	\$0.00	0	\$0.00	0	\$0.00	0	\$540,000.00	2	0	\$0.00	0	0	\$0.00	0	\$0.00	0	0	\$0.00	0	0	\$0.00	0	0	\$0.00	0	0	\$16,000.00	0	\$0.00	0	12	\$1,631,900.00
April	\$0.00	0	\$382,447.00	2	\$0.00	0	\$0.00	0	\$0.00	0	\$0.00	0	\$1,365,000.00	4	0	\$0.00	0	0	\$0.00	0	0	\$0.00	0	0	\$0.00	0	0	\$0.00	0	0	\$42,000.00	0	\$0.00	4	11	\$1,989,447.00
May	\$0.00	0	\$280,000.00	1	\$0.00	0	\$0.00	0	\$0.00	0	\$0.00	0	\$1,425,000.00	5	0	\$0.00	0	0	\$0.00	0	0	\$0.00	0	0	\$0.00	0	0	\$0.00	0	0	\$184,500.00	10	\$0.00	5	17	\$2,028,500.00
June	\$0.00	0	\$285,300.00	4	\$0.00	0	\$12,000.00	1	\$0.00	0	\$101,400.00	1	8	\$2,430,000.00	8	0	\$0.00	0	0	\$0.00	0	0	\$0.00	0	0	\$0.00	0	0	\$103,300.00	0	\$0.00	8	31	\$2,932,000.00		
July	\$0.00	0	\$1,073,660.00	3	\$0.00	0	\$0.00	0	\$0.00	0	\$617,000.00	3	3	\$1,062,000.00	3	0	\$0.00	0	0	\$0.00	0	0	\$0.00	0	0	\$0.00	0	0	\$333,900.00	2	\$47,000.00	3	25	\$3,133,560.00		
August	\$0.00	0	\$0.00	0	\$0.00	0	\$0.00	0	\$0.00	0	\$0.00	0	\$0.00	0	0	\$0.00	0	0	\$0.00	0	0	\$0.00	0	0	\$0.00	0	0	\$0.00	0	\$0.00	0	0	0	0	\$0.00	
September	\$0.00	0	\$0.00	0	\$0.00	0	\$0.00	0	\$0.00	0	\$0.00	0	\$0.00	0	0	\$0.00	0	0	\$0.00	0	0	\$0.00	0	0	\$0.00	0	0	\$0.00	0	\$0.00	0	\$0.00	0	0	0	\$0.00
October	\$0.00	0	\$0.00	0	\$0.00	0	\$0.00	0	\$0.00	0	\$0.00	0	\$0.00	0	0	\$0.00	0	0	\$0.00	0	0	\$0.00	0	0	\$0.00	0	0	\$0.00	0	\$0.00	0	\$0.00	0	0	0	\$0.00
November	\$0.00	0	\$0.00	0	\$0.00	0	\$0.00	0	\$0.00	0	\$0.00	0	\$0.00	0	0	\$0.00	0	0	\$0.00	0	0	\$0.00	0	0	\$0.00	0	0	\$0.00	0	\$0.00	0	\$0.00	0	0	0	\$0.00
December	\$0.00	0	\$0.00	0	\$0.00	0	\$0.00	0	\$0.00	0	\$0.00	0	\$0.00	0	0	\$0.00	0	0	\$0.00	0	0	\$0.00	0	0	\$0.00	0	0	\$0.00	0	\$0.00	0	\$0.00	0	0	0	\$0.00
Totals	\$400,000.00	1	\$3,361,307.00	21	\$0.00	0	\$12,000.00	1	\$0.00	0	\$1,395,866.00	7	25	\$7,696,000.00	25	0	\$0.00	0	\$0.00	0	0	\$0.00	0	0	\$0.00	0	0	\$0.00	0	\$979,200.00	2	\$47,000.00	25	121	\$13,891,373.00	

Year To Year Totals

Year	Commercial				Industrial				Institutional				Residential												Permit Total													
	New	Prt.	Improvement	Prt.	New	Prt.	Improvement	Prt.	New	Prt.	Improvement	Prt.	New Single Det.	#	Prt.	Semi-Detached	#	Prt.	Mobile Home	#	Prt.	New Apartment	#	Prt.	New Rowhouse	#	Prt.	New Townhouse	#	Prt.	Improvement	Prt.	Garage	# of Dwellings	Prts.	Value (\$)		
2018	\$400,000.00	1	\$3,361,307.00	21	\$0.00	0	\$12,000.00	1	\$0.00	0	\$1,395,866.00	7	25	\$7,696,000.00	25	0	\$0.00	0	\$0.00	0	0	\$0.00	0	0	\$0.00	0	0	\$0.00	0	0	\$979,200.00	2	\$47,000.00	25	121	\$13,891,373.00		
2017	\$1,848,000.00	5	\$6,812,660.00	46	\$1,850,000.00	2	\$476,098.15	5	\$674,000.00	1	\$760,000.00	2	51	\$16,321,900.00	51	0	\$0.00	0	\$0.00	0	0	\$0.00	0	0	\$1,545,000.00	8	1	\$465,000.00	4	89	\$1,020,460.00	6	\$121,500.00	63	212	\$40,732,618.15		
2016	\$4,858,293.00	7	\$5,887,433.00	35	\$2,400,000.00	5	\$384,000.00	3	\$0.00	0	\$4,580,000.00	3	51	\$16,125,057.00	51	0	\$0.00	0	\$85,000.00	1	0	\$0.00	0	1	\$860,000.00	6	0	\$0.00	0	141	\$1,629,521.00	8	\$175,452.00	58	257	\$36,784,756.00		
2015	\$36,380,121.00	27	\$12,764,942.00	50	\$9,579,783.00	7	\$450,030.00	3	\$0.00	0	\$14,492,183.00	6	107	\$36,733,668.00	107	0	\$0.00	0	\$0.00	0	0	\$0.00	0	0	1	\$1,200,000.00	9	2	\$1,200,000.00	8	172	\$6,414,697.61	12	\$255,000.00	124	375	\$119,270,424.61	
2014	\$36,105,414.00	17	\$8,760,278.00	37	\$19,218,290.50	11	\$1,217,000.00	3	\$90,000.00	1	\$3,294,000.00	4	254	\$68,331,474.00	245	0	\$0.00	0	\$372,000.00	3	6	\$25,358,000.00	300	2	\$1,400,000.00	16	9	\$4,137,218.00	36	217	\$4,247,205.00	44	\$204,000.00	600	599	\$172,734,879.50		
2013	\$56,345,014.42	15	\$16,718,307.00	52	\$21,371,379.00	17	\$2,985,404.00	10	\$9,000,000.00	1	\$657,651.00	7	241	\$64,885,874.00	245	0	\$0.00	0	\$404,000.00	3	0	\$0.00	0	28	\$13,756,506.00	132	1	\$600,367.00	4	199	\$1,440,943.87	11	\$243,716.00	384	585	\$188,409,162.29		
2012	\$10,380,900.00	11	\$6,739,590.00	44	\$13,130,000.00	15	\$7,473,610.00	14	\$45,981,995.00	7	\$1,331,847.00	7	253	\$65,842,990.00	253	0	\$0.00	0	\$800,000.00	8	5	\$21,400,000.00	206	24	\$13,504,107.00	115	1	\$524,077.00	4	182	\$1,377,717.00	12	\$285,301.00	586	583	\$188,772,134.00		
2011	\$11,167,059.00	17	\$7,150,574.00	42	\$25,931,706.00	27	\$521,500.00	4	\$57,541,220.00	10	\$1,210,229.00	6	234	\$59,614,276.00	234	0	\$0.00	0	\$1,004,151.00	8	3	\$4,095,000.00	63	6	\$6,822,325.00	50	3	\$3,643,000.00	18	198	\$1,314,344.00	22	\$310,188.00	373	578	\$180,325,572.00		
2010	\$26,663,773.00	10	\$6,615,408.00	56	\$19,983,378.00	9	\$1,068,065.00	6	\$118,000.00	3	\$6,230,023.00	12	180	\$44,756,679.00	180	1	\$435,000.00	2	5	\$641,630.00	5	0	\$0.00	0	1	\$965,000.00	5	3	\$2,684,775.00	27	238	\$2,016,103.00	22	\$286,381.00	219	546	\$112,464,215.00	
2009	\$6,953,000.00	6	\$12,225,290.00	31	\$975,000.00	1	\$1,163,300.00	6	\$1,363,000.00	2	\$110,800.00	4	81	\$18,016,975.00	81	0	\$0.00	0	\$660,000.00	6	1	\$3,600,000.00	24	0	\$0.00	0	1	\$471,590.00	3	230	\$1,832,793.00	24	\$366,355.00	114	393	\$47,738,303.00		
2008	\$8,229,810.00	15	\$8,097,150.00	45	\$5,189,909.00	6	\$329,820.00	2	\$0.00	0	\$3,857,184.00	9	142	\$33,657,028.73	142	0	\$0.00	0	\$131,000.00	1	5	\$24,822,011.00	181	3	\$1,901,920.00	14	2	\$7,355,260.00	42	267	\$2,408,840.00	5	\$76,620.00	380	502	\$96,055,552.73		
2007	\$21,023,000.00	13	\$13,405,400.00	45	\$5,330,000.00	9	\$4,698,100.00	10	\$0.00	0	\$2,840,421.00	7	254	\$53,675,345.27	254	0	\$0.00	0	\$0.00	0	0	\$0.00	0	3	\$8,700,000.00	65	3	\$5,787,318.27	65	0	283	\$2,202,077.86	41	\$469,109.03	386	669	\$118,627,261.43	
2006	\$5,541,130.00	10	\$7,284,085.24	35	\$9,916,754.50	14	\$739,000.00	6	\$6,591,758.60	3	\$8,900,517.00	5	260	\$51,605,457.27	260	4	1,052,773.00	2	0	\$0.00	0	8	\$10,642,100.00	139	1	\$7,537,500.00	75	185	\$4,227,143.23	29	\$407,850.00	494	562	\$116,194,068.84				
2005	\$12,221,000.00	5	\$4,754,800.00	32	\$15,569,701.00	19	\$2,110,245.00	12	\$26,847,000.00	2	\$1,485,500.00	4	262	\$40,347,884.00	262	1	2,288,000.00	22	0	\$0.00	0	5	\$10,967,000.00	158	3	\$4,480,000.00	62	0	\$0.00	0	129	\$1,210,745.00	31	\$252,902.00	504	505	\$122,534,777.00	
2004	\$10,203,005.00	19	\$3,015,208.05	43	\$7,521,914.00	17	\$756,775.00	7	\$275,000.00	1	\$676,100.00	3	264	\$35,503,300.00	264	0	\$0.00	0	\$0.00	0	2	\$10,800,000.00	98	0	\$0.00	0	1	\$1,800,000.00	36	96	\$1,078,050.00	33	\$326,308.00	398	486	\$71,955,660.05		
2003	\$7,177,500.00	10	\$6,229,928.00	38	\$1,095,525.00	7	\$65,155.32	9	\$0.00	0	\$113,487.00	5	197	\$23,615,800.00	197	0	\$0.00	0	\$110,000.00	2	0	\$0.00	0	2	\$0.00	0	\$0.00	0	0	\$0.00	0	78	\$1,036,150.25	25	\$182,800.00	199	371	\$39,626,345.32
2002	\$3,976,045.00	8	\$2,479,850.00	51	\$2,165,950.00	6	\$841,607.00	12	\$0.00	0	\$384,488.00	3	286	\$0.00	0	0	0	14	\$770,000.00																			

2018 ALBERTA VS. SASKATCHEWAN PERMIT TOTALS

Alberta

	Residential			Prt	Commercial \$	Prt	Industrial \$	Prt	Institutional \$				
	Prt	New Dwelling \$	#							Improvement \$	Garage \$		
January	0	\$0.00	0	3	\$55,000.00	0	\$0.00	3	\$295,000.00	0	\$0.00	0	\$0.00
February	3	\$1,079,000.00	3	3	\$96,000.00	0	\$0.00	2	\$129,000.00	0	\$0.00	0	\$0.00
March	0	\$0.00	0	4	\$16,000.00	0	\$0.00	6	\$1,075,900.00	0	\$0.00	1	\$40,000.00
April	3	\$1,140,000.00	3	1	\$20,000.00	0	\$0.00	2	\$582,447.00	0	\$0.00	0	\$0.00
May	2	\$560,000.00	2	6	\$16,500.00	0	\$0.00	1	\$280,000.00	0	\$0.00	0	\$0.00
June	7	\$2,255,000.00	7	10	\$63,300.00	0	\$0.00	3	\$181,000.00	1	\$12,000.00	1	\$101,400.00
July	3	\$1,062,000.00	3	11	\$315,500.00	0	\$0.00	2	\$223,660.00	0	\$0.00	2	\$17,000.00
August	0	\$0.00	0	0	\$0.00	0	\$0.00	0	\$0.00	0	\$0.00	0	\$0.00
September	0	\$0.00	0	0	\$0.00	0	\$0.00	0	\$0.00	0	\$0.00	0	\$0.00
October	0	\$0.00	0	0	\$0.00	0	\$0.00	0	\$0.00	0	\$0.00	0	\$0.00
November	0	\$0.00	0	0	\$0.00	0	\$0.00	0	\$0.00	0	\$0.00	0	\$0.00
December	0	\$0.00	0	0	\$0.00	0	\$0.00	0	\$0.00	0	\$0.00	0	\$0.00
Total	18	\$6,096,000.00	18	38	\$582,300.00	0	\$0.00	19	\$2,767,007.00	1	\$12,000.00	4	\$158,400.00

Total Permits		
Permits	Value \$	Dwellings
6	\$350,000.00	0
8	\$1,304,000.00	3
11	\$1,131,900.00	0
6	\$1,742,447.00	3
9	\$856,500.00	2
22	\$2,612,700.00	7
18	\$1,618,160.00	3
0	\$0.00	0
0	\$0.00	0
0	\$0.00	0
0	\$0.00	0
0	\$0.00	0
0	\$0.00	0
80	\$9,615,707.00	18

% of Total Permits 66.12% 69.22% 72.00%

Monthly Totals

	Prts	Value \$	Dwell #
January	13	\$605,000.00	1
February	12	\$1,572,500.00	4
March	12	\$1,631,900.00	0
April	11	\$1,989,447.00	4
May	17	\$2,026,966.00	5
June	31	\$2,932,000.00	8
July	25	\$3,133,560.00	3
August	0	\$0.00	0
September	0	\$0.00	0
October	0	\$0.00	0
November	0	\$0.00	0
December	0	\$0.00	0
Year To Date	121	\$13,891,373.00	25

Saskatchewan

	Residential			Prt	Commercial \$	Prt	Industrial \$	Prt	Institutional \$				
	Prt	New Dwelling \$	#							Improvement \$	Garage \$		
January	1	\$180,000.00	1	5	\$35,000.00	0	\$0.00	1	\$40,000.00	0	\$0.00	0	\$0.00
February	1	\$155,000.00	1	3	\$113,500.00	0	\$0.00	0	\$0.00	0	\$0.00	0	\$0.00
March	0	\$0.00	0	0	\$0.00	0	\$0.00	0	\$0.00	0	\$0.00	1	\$500,000.00
April	1	\$225,000.00	1	4	\$22,000.00	0	\$0.00	0	\$0.00	0	\$0.00	0	\$0.00
May	3	\$865,000.00	3	4	\$168,000.00	0	\$0.00	0	\$0.00	0	\$0.00	1	\$137,466.00
June	1	\$175,000.00	1	7	\$40,000.00	0	\$0.00	1	\$104,300.00	0	\$0.00	0	\$0.00
July	0	\$0.00	0	3	\$18,400.00	2	\$47,000.00	1	\$850,000.00	0	\$0.00	1	\$600,000.00
August	0	\$0.00	0	0	\$0.00	0	\$0.00	0	\$0.00	0	\$0.00	0	\$0.00
September	0	\$0.00	0	0	\$0.00	0	\$0.00	0	\$0.00	0	\$0.00	0	\$0.00
October	0	\$0.00	0	0	\$0.00	0	\$0.00	0	\$0.00	0	\$0.00	0	\$0.00
November	0	\$0.00	0	0	\$0.00	0	\$0.00	0	\$0.00	0	\$0.00	0	\$0.00
December	0	\$0.00	0	0	\$0.00	0	\$0.00	0	\$0.00	0	\$0.00	0	\$0.00
Total	7	\$1,600,000.00	7	26	\$396,900.00	2	\$47,000.00	3	\$994,300.00	0	\$0.00	3	\$1,237,466.00

Total Permits		
Permits	Value \$	Dwellings
7	\$255,000.00	1
4	\$268,500.00	1
1	\$500,000.00	0
5	\$247,000.00	1
8	\$1,170,466.00	3
9	\$319,300.00	1
7	\$1,515,400.00	0
0	\$0.00	0
0	\$0.00	0
0	\$0.00	0
0	\$0.00	0
0	\$0.00	0
41	\$4,275,666.00	7

% of Total Permits 33.88% 30.78% 28.00%



121

Permits issued
in 2018



\$13,891,373

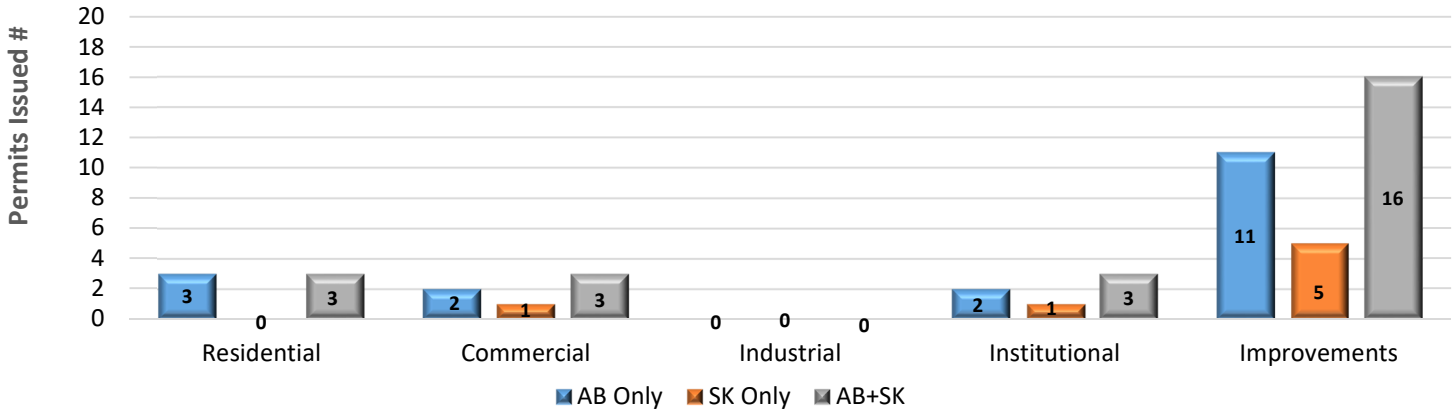
Permit value in
2018



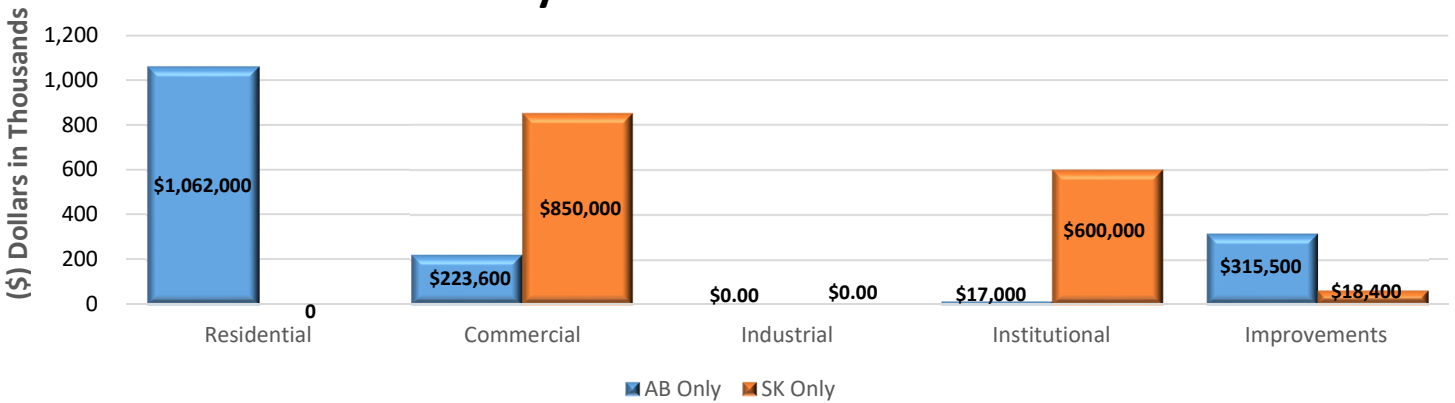
25

New Dwellings
in 2018

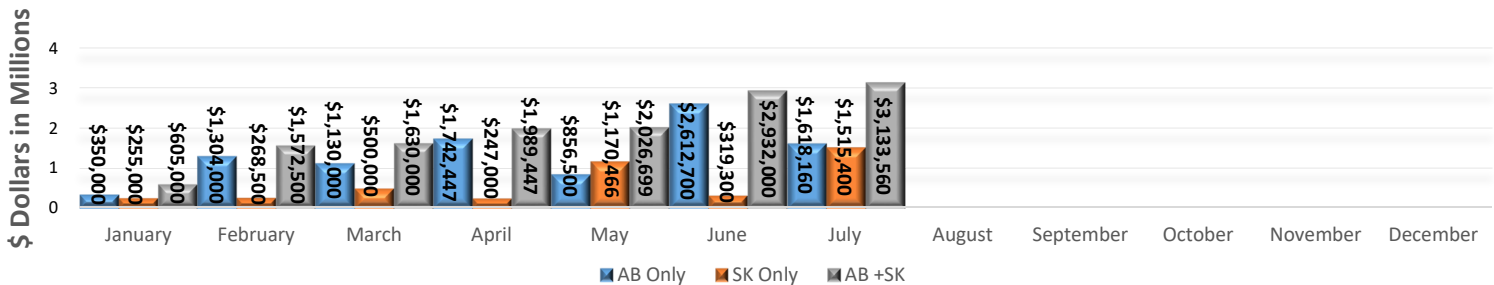
July 2018 - Permits Issued



July 2018 Permit Values



2018 Permit Values Total



Year	2014	2015	2016	2017	2018
# of Permits	599	375	257	212	121
Permit Value	\$172,734,879	\$119,270,424	\$36,784,756	\$40,732,618	\$13,891,373
# of New Dwellings	590	124	58	63	25

July 2018					
Permit Number	Project Information	Type of Work	Construction Value Total	Construction Location	Lot/Block/Plan
AB					
LYDB012318LD	Commercial	Renovation	\$ 105,660.00	4153 70 Avenue	18 3 112 2990
LYDB011018LD	Commercial	Renovation	\$ 118,000.00	5011 49 Avenue	34 1 01B20568
	2	AB TOTAL	\$223,660.00		
LYDB012418LD	Residential	New Construction	\$ 450,000.00	1602 59B Avenue	37 15 172 2062
LYDB010318LD	Residential	New Construction	\$ 450,000.00	2001B 63 Avenue	19 7 142 3911
LYDB011318LD	Residential	New Construction	\$ 162,000.00	7116 36 Street	16 24 132 4708
	3	AB TOTAL	\$1,062,000.00		
LYDB011118LD	Institutional	Addition	\$ 16,000.00	5722 50 Street	56 6748 KS
LYDB011218LD	Institutional	Addition	\$ 1,000.00	5120 54A Street	9,10 29 1060 HW
	2	AB TOTAL	\$17,000.00		
LYDB010718LD	Residential	Home Renovation	\$ 68,000.00	3612 63 Avenue Close	15 5 982 0271
LYDB010518LD	Residential	Home Renovation	\$ 60,000.00	5701 50 Street	1 58 589NY
LYDB009618LD	Residential	Home Renovation	\$ 60,000.00	6708 39 Street	15 11 002 4361
LYDB005018LD	Residential	Sunroom & Deck	\$ 40,000.00	1613 54 Avenue Close	136 54 082 8377
LYDB010118LD	Residential	Home Addition	\$ 45,000.00	22 Alberta Crescent	29 58 4105 NY
LYDB010218LD	Residential	Shed	\$ 500.00	6003 17 Street	7 15 152 0465
LYDB010818LD	Residential	Deck	\$ 9,000.00	3002 51B Avenue	27 29 762 1915
LYDB010918LD	Residential	Basement Developm	\$ 20,000.00	4110 74 Avenue	40 2 082 1715
LYDB011518LD	Residential	Accessory Building	\$ 4,000.00	6205 20 Street Close	27 6 142 3846
LYDB011718LD	Residential	Deck	\$ 4,000.00	2201 52 Avenue	18 54 022 4982
LYDB012118LD	Residential	Deck	\$ 5,000.00	65- - 2715 73 Avenue	65 Condo Plan 112 2271
	11	AB TOTAL	\$315,500.00		
	18	AB TOTAL	\$1,618,160.00		
SK					
LYDB003218LD	Commercial	Renovation	\$ 850,000.00	4320 44 Street	1 48 101275208
	1	SK TOTAL	\$850,000.00		
LYDB011418LD	Residential	Renovation	\$ 5,000.00	4809 54 Street	4 E6439
LYDB005418LD	Residential	Deck	\$ 6,900.00	1515 49 Avenue	7 4 101847225
LYDB010618LD	Residential	Garage	\$ 35,000.00	3802 46A Avenue Close	13 1 98B14798
LYDB011818LD	Residential	Accessory Building	\$ 6,500.00	4508 30A Street Close	25 13 86B19201
LYDB010418LD	Residential	Detached Garage	\$ 12,000.00	7110 40 Street	7 30 092 1781
	5	SK TOTAL	\$ 65,400.00		
LYDB009018LD	Institutional	Addition Modular Classroom	\$ 600,000.00	4111 48 Avenue	14 C298
	1	SK TOTAL	\$600,000.00		
	7	SK TOTAL	\$1,515,400.00		

25 PERMITS ISSUED	SK TOTAL	\$ 1,515,400.00	8 SK PERMIT
	AB TOTAL	\$ 1,618,160.00	16 AB PERMITS
	AB + SK TOTAL	\$3,133,560.00	