

City of Lloydminster
2025 Building Statistics

Year To Date

Month	Commercial				Industrial				Institutional				Residential																Permit Total									
	New	Prt	Improvement	Prt	New	Prt	Improvement	Prt	New	Prt	Improvement	Prt	Prt	New Single Det	#	Prt	Semi-Detached/ Duplex	#	Prt	Mobile Home	#	Prt	New Apartment/ Garden Suite/Basement Suite	#	Prt	New Rowhouse	#	Prt	New Townhouse	#	Prt	Improvement	Prt	Garage	# of Dwellings	Prts	Value (\$)	
January	\$0.00	0	\$80,000.00	1	\$0.00	0	\$0.00	0	\$0.00	0	\$0.00	0	1	\$300,000.00	1	0	\$0.00	0	0	\$0.00	0	0	\$0.00	0	0	\$0.00	0	0	\$0.00	0	1	\$18,690.75	0	\$0.00	1	3	\$398,690.75	
February	\$0.00	0	\$451,000.00	4	\$0.00	0	\$0.00	0	\$0.00	0	\$0.00	0	1	\$600,000.00	1	0	\$0.00	0	0	\$0.00	0	0	\$0.00	0	0	\$0.00	0	0	\$0.00	0	0	\$0.00	0	0	1	5	\$1,051,000.00	
March	\$0.00	0	\$10,296,562.00	18	\$0.00	0	\$0.00	0	\$0.00	0	\$232,398.00	1	3	\$1,600,000.00	3	0	\$0.00	0	0	\$0.00	0	0	\$0.00	0	2	\$1,620,000.00	6	0	\$0.00	0	5	\$264,706.00	0	\$0.00	9	29	\$14,013,666.00	
April	\$32,200,000.00	3	\$550,100.00	3	\$0.00	0	\$0.00	0	\$0.00	0	\$0.00	0	4	\$2,030,000.00	4	0	\$0.00	0	0	\$0.00	0	0	\$0.00	0	0	\$0.00	0	0	\$0.00	0	13	\$179,394.00	0	\$0.00	4	23	\$34,959,494.00	
May	\$0.00	0	\$127,000.00	1	\$0.00	0	\$0.00	0	\$0.00	0	\$0.00	0	6	\$6,080,000.00	6	0	\$0.00	0	0	\$0.00	0	0	\$0.00	0	0	\$0.00	0	0	\$0.00	0	4	\$95,500.00	2	\$112,000.00	6	13	\$6,414,500.00	
June	\$3,500,000.00	1	\$934,175.00	4	\$0.00	0	\$0.00	0	\$0.00	0	\$0.00	0	4	\$1,939,000.00	4	0	\$0.00	0	0	\$0.00	0	0	\$0.00	0	0	\$0.00	0	0	\$0.00	0	10	\$103,988.00	1	\$67,324.00	4	20	\$6,544,487.00	
July	\$0.00	0	\$2,593,200.00	4	\$970,000.00	2	\$0.00	0	\$0.00	0	\$430,208.00	2	3	\$1,740,000.00	3	0	\$0.00	0	0	\$0.00	0	0	\$0.00	0	0	\$0.00	0	0	\$0.00	0	3	\$34,607.00	0	\$0.00	3	14	\$5,768,015.00	
August	\$0.00	0	\$0.00	0	\$0.00	0	\$0.00	0	\$0.00	0	\$0.00	0	0	\$0.00	0	0	\$0.00	0	0	\$0.00	0	0	\$0.00	0	0	\$0.00	0	0	\$0.00	0	0	\$0.00	0	0	0	0	\$0.00	
September	\$0.00	0	\$0.00	0	\$0.00	0	\$0.00	0	\$0.00	0	\$0.00	0	0	\$0.00	0	0	\$0.00	0	0	\$0.00	0	0	\$0.00	0	0	\$0.00	0	0	\$0.00	0	0	\$0.00	0	0	0	0	\$0.00	
October	\$0.00	0	\$0.00	0	\$0.00	0	\$0.00	0	\$0.00	0	\$0.00	0	0	\$0.00	0	0	\$0.00	0	0	\$0.00	0	0	\$0.00	0	0	\$0.00	0	0	\$0.00	0	0	\$0.00	0	\$0.00	0	0	0	\$0.00
November	\$0.00	0	\$0.00	0	\$0.00	0	\$0.00	0	\$0.00	0	\$0.00	0	0	\$0.00	0	0	\$0.00	0	0	\$0.00	0	0	\$0.00	0	0	\$0.00	0	0	\$0.00	0	0	\$0.00	0	\$0.00	0	0	0	\$0.00
December	\$0.00	0	\$0.00	0	\$0.00	0	\$0.00	0	\$0.00	0	\$0.00	0	0	\$0.00	0	0	\$0.00	0	0	\$0.00	0	0	\$0.00	0	0	\$0.00	0	0	\$0.00	0	0	\$0.00	0	\$0.00	0	0	0	\$0.00
	\$35,700,000.00	4	\$15,032,037.00	35	\$970,000.00	2	\$0.00	0	\$0.00	0	\$662,606.00	3	22	\$14,289,000.00	22	0	\$0.00	0	0	\$0.00	0	0	\$0.00	0	2	\$1,620,000.00	6	0	\$0.00	0	36	\$696,885.75	3	\$179,324.00	28	107	\$69,149,852.75	

Year To Year Totals

Year	Commercial				Industrial				Institutional				Residential												Permit Total															
	New	Prt.	Improvement	Prt.	New	Prt.	Improvement	Prt.	New	Prt.	Improvement	Prt.	Prt.	New Single Det.	#	Prt.	Semi-Detached	#	Prt.	Mobile Home	#	Prt.	New Apartment	#	Prt.	New Rowhouse	#	Prt.	New Townhouse	#	Prt.	Improvement	Prt.	Garage	# of Dwellings	Prt.	Value (\$)			
2025	\$35,700,000.00	4	\$15,032,037.00	35	\$970,000.00	2	\$0.00	0	\$0.00	0	\$662,606.00	3	22	\$14,289,000.00	22	0	\$0.00	0	0	\$0.00	0	0	\$0.00	0	2	\$1,620,000.00	6	0	\$0.00	0	36	\$696,885.75	3	\$179,324.00	28	107	\$69,149,852.75			
2024	\$ 3,158,850.00	6	\$ 5,115,926.00	24	\$ 7,142,420.00	4	\$ 3,334,870.00	8	0	0	\$ 3,780,524.00	6	40	\$ 18,321,000.00	42	0	\$0.00	0	0	\$0.00	0	4	\$90,000.00	4	0	\$0.00	0	0	\$0.00	0	63	\$ 3,034,874.00	5	\$154,000.00	46	160	\$ 44,132,464.00			
2023	\$21,214,162.00	5	\$10,429,328.00	35	\$0.00	0	\$311,757.00	3	\$74,045,000.00	1	\$135,374.00	5	19	\$9,137,590.00	19	1	\$350,000.00	2	1	\$100,000.00	1	0	\$0.00	0	0	\$0.00	0	0	\$0.00	0	42	\$1,176,793.00	11	\$90,000.00	22	123	\$120,000,004.00			
2022	\$2,080,000.00	3	\$4,975,071.00	36	\$1,881,000.00	2	\$219,000.00	2	\$0.00	0	\$26,180,000.00	2	34	\$14,240,346.00	34	2	\$300,000.00	4	0	\$0.00	0	0	\$0.00	0	18	\$11,960,000.00	91	0	\$0.00	0	58	\$3,554,265.00	13	\$175,000.00	129	170	\$65,564,682.00			
2021	\$12,905,000.00	3	\$12,883,594.00	73	\$4,311,394.00	2	\$2,735,000.00	5	\$7,100,000.00	1	\$16,011,080.00	4	28	\$11,234,000.00	30	1	\$430,000.00	2	0	\$0.00	0	0	\$0.00	0	0	\$0.00	0	0	\$0.00	0	52	\$1,873,622.00	20	\$150,000.00	32	189	\$71,633,690.00			
2020	\$3,585,000.00	4	\$4,577,330.00	20	\$3,900,000.00	2	\$0.00	0	\$0.00	0	\$835,140.00	6	24	\$7,363,383.00	24	0	\$0.00	0	0	\$0.00	0	0	\$0.00	0	1	\$560,000.00	4	0	\$0.00	0	83	\$1,113,024.00	9	\$146,000.00	28	149	\$22,079,877.00			
2019	\$5,875,273.50	4	\$5,461,401.29	31	\$1,900,000.00	2	\$88,000.00	3	\$0.00	0	\$1,992,500.00	6	18	\$5,688,500.00	18	0	\$0.00	0	0	\$0.00	0	0	\$0.00	0	5	\$3,023,276.00	16	0	\$0.00	0	80	\$1,049,400.00	2	\$75,000.00	40	143	\$25,153,350.79			
2018	\$2,523,795.00	5	\$6,099,045.00	42	\$0.00	0	\$887,000.00	3	\$0.00	0	\$1,825,866.00	8	38	\$12,041,000.00	38	0	\$0.00	0	0	\$0.00	0	0	\$0.00	0	0	\$0.00	0	0	\$0.00	0	94	\$1,616,700.00	4	\$97,000.00	38	194	\$25,090,406.00			
2017	\$10,848,000.00	5	\$6,812,660.00	46	\$1,650,000.00	2	\$476,098.15	5	\$674,000.00	1	\$760,000.00	2	51	\$16,321,900.00	51	0	\$0.00	0	0	\$0.00	0	0	\$0.00	0	0	\$0.00	0	0	\$0.00	0	89	\$1,020,460.00	6	\$121,500.00	63	212	\$40,732,618.15			
2016	\$4,858,293.00	7	\$5,687,433.00	35	\$2,400,000.00	5	\$384,000.00	5	\$0.00	0	\$4,580,000.00	3	51	\$16,125,057.00	51	0	\$0.00	0	1	\$85,000.00	1	0	\$0.00	0	1	\$860,000.00	6	0	\$0.00	0	141	\$1,629,521.00	8	\$175,452.00	58	257	\$36,784,756.00			
2015	\$36,380,121.00	27	\$12,764,942.00	50	\$9,579,783.00	7	\$450,000.00	3	\$0.00	0	\$14,492,183.00	6	107	\$36,733,668.00	107	0	\$0.00	0	0	\$0.00	0	0	\$0.00	0	1	\$1,000,000.00	9	2	\$1,200,000.00	8	172	\$6,414,697.61	12	\$255,000.00	124	375	\$119,270,424.61			
2014	\$36,105,414.00	17	\$8,760,278.00	37	\$19,218,290.50	11	\$1,217,000.00	3	\$90,000.00	1	\$3,294,000.00	4	254	\$68,331,474.00	245	0	\$0.00	0	3	\$372,000.00	3	6	\$25,358,000.00	300	1	\$1,400,000.00	16	9	\$4,137,218.00	36	217	\$4,247,205.00	44	\$204,000.00	600	599	\$172,734,879.50			
2013	\$56,345,014.42	15	\$16,718,307.00	52	\$21,371,379.00	17	\$2,985,404.00	10	\$9,000,000.00	1	\$657,651.00	7	241	\$64,885,874.00	245	0	\$0.00	0	3	\$404,000.00	3	0	\$0.00	0	28	\$13,756,506.00	132	1	\$800,367.00	4	199	\$1,440,943.87	11	\$243,716.00	384	585	\$188,400,162.29			
2012	\$10,380,900.00	11	\$6,739,590.00	44	\$13,130,000.00	15	\$7,473,610.00	14	\$45,981,995.00	7	\$1,331,847.00	7	253	\$65,842,990.00	253	0	\$0.00	0	8	\$800,000.00	8	5	\$21,400,000.00	208	24	\$13,504,107.00	115	1	\$524,077.00	4	182	\$1,377,717.00	12	\$285,301.00	586	583	\$188,772,134.00			
2011	\$11,167,059.00	17	\$7,150,574.00	42	\$25,931,706.00	27	\$521,500.00	4	\$57,541,220.00	10	\$1,210,229.00	6	234	\$59,614,276.00	234	0	\$0.00	0	8	\$1,004,151.00	8	1	\$4,095,000.00	63	6	\$6,822,325.00	50	3	\$3,643,000.00	18	198	\$1,314,344.00	22	\$310,188.00	373	578	\$180,325,572.00			
2010	\$26,683,773.00	10	\$6,615,408.00	56	\$19,983,378.00	9	\$1,068,065.00	6	\$118,000.00	3	\$6,230,023.00	12	180	\$44,736,679.00	180	1	\$435,000.00	2	5	\$641,630.00	6	0	\$0.00	0	1	\$985,000.00	5	3	\$2,684,775.00	27	238	\$2,016,103.00	23	\$288,381.00	219	546	\$112,484,215.00			
2009	\$6,953,000.00	6	\$12,225,290.00	31	\$975,000.00	1	\$1,163,500.00	6	\$1,363,000.00	2	\$110,800.00	4	81	\$18,016,975.00	81	0	\$0.00	0	6	\$660,000.00	5	1	\$3,600,000.00	24	0	\$0.00	0	0	\$0.00	0	3	\$230	\$1,832,793.00	24	\$366,355.00	114	393	\$47,738,303.00		
2008	\$8,229,810.00	15	\$8,097,150.00	45	\$5,188,909.00	6	\$329,820.00	2	\$0.00	0	\$3,857,184.00	9	142	\$33,657,028.73	142	0	\$0.00	0	1	\$131,000.00	1	5	\$24,822,011.00	181	3	\$1,901,920.00	14	2	\$7,356,280.00	42	267	\$2,408,840.00	5	\$76,620.00	380	502	\$96,055,552.73			
2007	\$21,023,000.00	13	\$13,405,450.00	45	\$5,330,000.00	9	\$4,698,100.00	0	\$0.00	0	\$2,840,421.00	7	254	\$53,675,345.27	254	1	\$96,440.00	2	0	\$0.00	0	3	\$8,700,000.00	65	3	\$5,787,318.27	85	0	\$0.00	0	283	\$2,202,077.86	41	\$469,109.03	388	669	\$118,627,261.43			
2006	\$5,541,130.00	10	\$4,784,085.24	35	\$9,916,759.70	14	\$739,000.00	6	\$6,991,758.60	3	\$8,950,517.00	5	260	\$51,505,457.27	260	4	\$1,052,773.00	0	0	\$0.00	0	8	\$0.00	0	8	\$10,642,100.00	139	1	\$1,848,000.00	14	2	\$7,537,500.00	75	\$185	\$4,227,142.33	29	\$407,850.00	494	562	\$112,514,068.84
2005	\$12,221,000.00	5	\$4,254,000.00	32	\$15,759,701.00	19	\$2,103,245.00	12	\$26,847,000.00	2	\$1,890,500.00	4	262	\$40,347,884.00	262	1	\$2,288,000.00	22	0	\$0.00	0	5	\$0.00	0	5	\$10,967,000.00	158	3	\$4,840,000.00	62	0	\$0.00	0	129	\$1,220,745.00	31	\$252,902.00	504	505	\$122,534,777.00
2004	\$3,038,036.00	18	\$3,038,036.00	17	\$3,038,036.00	17	\$3,038,036.00	3	\$284,000.00	0	\$2,735,950.00	3	284	\$35,503,308.00	284	0	\$0.00	0	0	\$0.00	0	2	\$9,800.00	0	2	\$18,800.00	35	96	\$1,800.00	33	\$322,908.00	33	\$322,908.00	33	\$322,908.00	33	\$322,908.00	33	\$322,908.00	
2003	\$7,177,600.00	10	\$6,239,628.00	38	\$1,095,525.00	0	\$67,355.32	0	\$0.00	0	\$113,487.00	0	197	\$23,615,800.00	197	0	\$0.00	0	0	\$0.00	0	0	7	\$0.00	0	0	\$0.00	0	0	0	25	\$1,036,150.00	19	37	\$39,626,345.32	19	37	\$39,626,345.32		
2002	\$3,976,045.00	8	\$2,479,850.00	51	\$2,165,950.00	6	\$841,607.00	12	\$0.00	0	\$384,488.00	3	286	\$32,760,400.00	286	0	\$0.00	0	14	\$770,000.00	14	0	\$0.00	0	3	\$737,000.00	8	0	\$0.00	0	101	\$843,523.77	19	\$127,000.00	308	503	\$45,085,863.75			
2001	\$4,156,000.00	9	\$1,155,220.00	23	\$3,093,119.00	17	\$2,734,000.00	6	\$100,000.00	0	\$7,210,686.00	6	183	\$20,842,475.00	183	0	\$0.00	0	2	\$110,000.00	2	1	\$1,500,000.00	24	3	\$890,000.00	12	0	\$0.00	0	97	\$931,896.48	28	\$199,601.00	221	379	\$42,822,997.46			
2000	\$2,819,200.00	9	\$6,198,902.00	28	\$2,812,800.00	12	\$1,247,700.00	15	\$15,769,100.00	2	\$0.00	0	140	\$15,975,396.45	140	0	\$0.00	0	2	\$196,550.00	2	0	\$0.00	0	1	\$234,000.00	3	0	\$0.00	0	65	\$1,123,725.00	26	\$244,100.00	145	300	\$46,591,473.45			
1999	\$11,471,000.00	16	\$8,791,600.00	18	\$3,615,474.00	8	\$600,000.00	4	\$10,240,159.00	9	\$1,361,000.00	4	99	\$11,624,500.00	99	0	\$0.00	0	5	\$250,000.00	5	0	\$0.00	0	3	\$1,148,000.00	16	0	\$0.00	0	36	\$1,283,600.00	29	\$262,800.00	120	231	\$42,730,133.00			
1998	\$425,000.00	5	\$1,991,400.00	22	\$2,474,000.00	10	\$1,459,000.00	10	\$1,459,000.00	4	\$0.00	0	125	\$14,110,150.00	125	0	\$0.00	0	0	\$0.00	0	1	\$100,000.00	18	3	\$1,653,700.00	24	0	\$0.00	0	33	\$1,330,300.00	34	\$222,900.00	167	246	\$26,760,450.00			

2025 ALBERTA VS. SASKATCHEWAN PERMIT TOTALS

Alberta

	Residential			Prt	Commercial \$		Prt	Industrial \$		Prt	Institutional \$	
	Prt	New Dwelling \$	#		Improvement \$	Prt	Garage \$					
January	1	\$300,000.00	1	1	\$18,960.75	0	\$0.00	1	\$80,000.00	0	\$0.00	0
February	1	\$600,000.00	1	0	\$0.00	0	\$0.00	2	\$350,000.00	0	\$0.00	0
March	3	\$1,600,000.00	3	5	\$264,705.66	0	\$0.00	5	\$8,735,562.00	0	\$0.00	1
April	3	\$1,555,000.00	3	10	\$158,869.00	0	\$0.00	4	\$32,705,000.00	0	\$0.00	0
May	6	\$6,080,000.00	6	4	\$95,500.00	1	\$96,000.00	1	\$127,000.00	0	\$0.00	0
June	4	\$1,939,000.00	4	8	\$94,178.00	1	\$67,324.00	2	\$3,530,000.00	0	\$0.00	0
July	3	\$1,740,000.00	3	2	\$29,607.00	0	\$0.00	3	\$2,543,200.00	1	\$570,000.00	2
August	0	\$0.00	0	0	\$0.00	0	\$0.00	0	\$0.00	0	\$0.00	0
September	0	\$0.00	0	0	\$0.00	0	\$0.00	0	\$0.00	0	\$0.00	0
October	0	\$0.00	0	0	\$0.00	0	\$0.00	0	\$0.00	0	\$0.00	0
November	0	\$0.00	0	0	\$0.00	0	\$0.00	0	\$0.00	0	\$0.00	0
December	0	\$0.00	0	0	\$0.00	0	\$0.00	0	\$0.00	0	\$0.00	0

Total	21	\$13,814,000.00	21	30	\$661,820.41	2	\$163,324.00	18	\$48,070,762.00	1	\$570,000.00	3	\$662,606.00
-------	----	-----------------	----	----	--------------	---	--------------	----	-----------------	---	--------------	---	--------------

% of Total Permits	70.75%	92.47%	75.00%
--------------------	--------	--------	--------

Total Permits		
Permits	Value \$	Dwellings
3	\$398,960.75	1
3	\$950,000.00	1
14	\$10,832,665.66	3
17	\$34,418,869.00	3
12	\$6,398,500.00	6
15	\$5,630,502.00	4
11	\$5,313,015.00	3
0	\$0.00	0
0	\$0.00	0
0	\$0.00	0
0	\$0.00	0
0	\$0.00	0
0	\$0.00	0

75	\$63,942,512.41	21
----	-----------------	----

Monthly Totals

	Prts	Value \$	Dwell #
January	3	\$398,960.75	1
February	5	\$1,051,000.00	1
March	29	\$14,013,665.66	9
April	22	\$34,959,494.00	4
May	13	\$6,414,500.00	6
June	20	\$6,544,487.00	4
July	14	\$5,768,015.00	3
August	0	\$0.00	0
September	0	\$0.00	0
October	0	\$0.00	0
November	0	\$0.00	0
December	0	\$0.00	0

Year To Date	106	\$69,150,122.41	28
--------------	-----	-----------------	----

Saskatchewan

	Residential			Prt	Commercial \$		Prt	Industrial \$		Prt	Institutional \$	
	Prt	New Dwelling \$	#		Improvement \$	Prt	Garage \$					
January	0	\$0.00	0	0	\$0.00	0	\$0.00	0	\$0.00	0	\$0.00	0
February	0	\$0.00	0	0	\$0.00	0	\$0.00	2	\$101,000.00	0	\$0.00	0
March	2	\$1,620,000.00	6	0	\$0.00	0	\$0.00	13	\$1,561,000.00	0	\$0.00	0
April	1	\$475,000.00	1	3	\$20,525.00	0	\$0.00	1	\$45,100.00	0	\$0.00	0
May	0	\$0.00	0	0	\$0.00	1	\$16,000.00	0	\$0.00	0	\$0.00	0
June	0	\$0.00	0	2	\$9,810.00	0	\$0.00	3	\$904,175.00	0	\$0.00	0
July	0	\$0.00	0	1	\$5,000.00	0	\$0.00	1	\$50,000.00	1	\$400,000.00	0
August	0	\$0.00	0	0	\$0.00	0	\$0.00	0	\$0.00	0	\$0.00	0
September	0	\$0.00	0	0	\$0.00	0	\$0.00	0	\$0.00	0	\$0.00	0
October	0	\$0.00	0	0	\$0.00	0	\$0.00	0	\$0.00	0	\$0.00	0
November	0	\$0.00	0	0	\$0.00	0	\$0.00	0	\$0.00	0	\$0.00	0
December	0	\$0.00	0	0	\$0.00	0	\$0.00	0	\$0.00	0	\$0.00	0

Total	3	\$2,095,000.00	7	6	\$35,335.00	1	\$16,000.00	20	\$2,661,275.00	1	\$400,000.00	0	\$0.00
-------	---	----------------	---	---	-------------	---	-------------	----	----------------	---	--------------	---	--------

% of Total Permits	29.25%	7.53%	25.00%
--------------------	--------	-------	--------

Total Permits		
Permits	Value \$	Dwellings
0	\$0.00	0
2	\$101,000.00	0
15	\$3,181,000.00	6
5	\$540,625.00	1
1	\$16,000.00	0
5	\$913,985.00	0
3	\$455,000.00	0
0	\$0.00	0
0	\$0.00	0
0	\$0.00	0
0	\$0.00	0
0	\$0.00	0

31	\$5,207,610.00	7
----	----------------	---

July 2025 - Permits Issued

Permit Number	Project Information	Type of Work	Construction Value Total	Construction Location	Lot/Block/Plan
AB					
LYDB007425MU	Industrial	New Construction	\$ 570,000.00	6201 70 Avenue	29 2 152 4312
AB	1		\$570,000.00		
LYDB010225MU	Institutional	Addition	\$ 229,593.00	5706 27 Street	39SR 34 842 0209
LYDB010325MU	Institutional	Addition	\$ 200,615.00	6524 35 Street	29SR,6,2121868
AB	2		\$430,208.00		
LYDB009725MU	Commercial	Renovation	\$ 10,000.00	2602 50 Avenue	51 46 022 5521
LYDB007925MU	Commercial	Renovation	\$ 2,523,200.00	4215 70 Avenue	1 1 992 3100
LYDB008825MU	Commercial	Accessory Building	\$ 10,000.00	5302 50 Avenue	13 23 212 0169
AB	3		\$2,543,200.00		
LYDB009825MU	Residential	New Dwelling	\$ 370,000.00	7115 37 Street	1 24 132 4708
LYDB010025MU	Residential	New Dwelling	\$ 900,000.00	309 59A Avenue Close	36 11 232 1236
LYDB011125MU	Residential	New Dwelling	\$ 470,000.00	1303 56 Avenue	15 57A 242 1583
AB	3		\$1,740,000.00		
LYDB009525MU	Residential	Alternative Energy	\$ 19,607.00	5713 26 Street	42,39,8522232
LYDB010125MU	Residential	Alternative Energy	\$ 10,000.00	6008 22 Street	15 3 032 3753
AB	2		\$29,607.00		
	11	AB TOTAL	\$5,313,015.00		
SK					
LYDB010925MU	Commercial	Renovation	\$ 50,000.00	2805 50 Avenue	10 3 101867766
SK	1		\$50,000.00		
LYDB008625MU	Industrial	New Construction	\$ 400,000.00	3702 41 Street	3 5 83B13948
SK	1		\$400,000.00		
LYDB009925MU	Residential	Deck	\$ 5,000.00	4607 31 St Close	41 7 85B11529
SK	1		\$5,000.00		
	3	SK TOTAL	\$455,000.00		
14 PERMITS ISSUED		SK TOTAL	\$455,000.00	SK PERMITS	0 New SK Dwelling Units
		AB TOTAL	\$5,313,015.00	AB PERMITS	3 New AB Dwelling Units
		AB + SK TOTAL	\$5,768,015.00		



14

Permits issued
In July



\$5,768,015

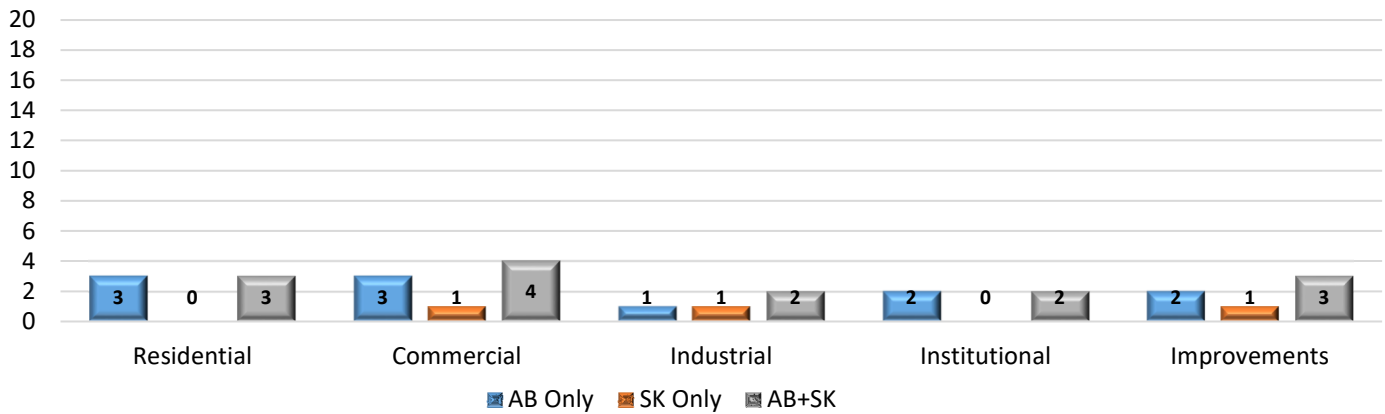
July Construction
Value



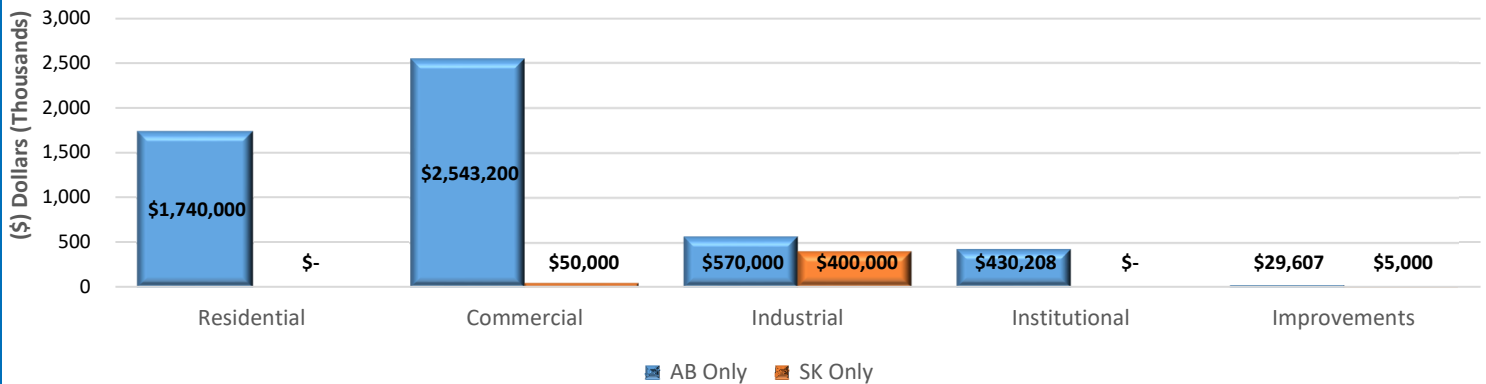
3

New Dwelling Units
issued in July

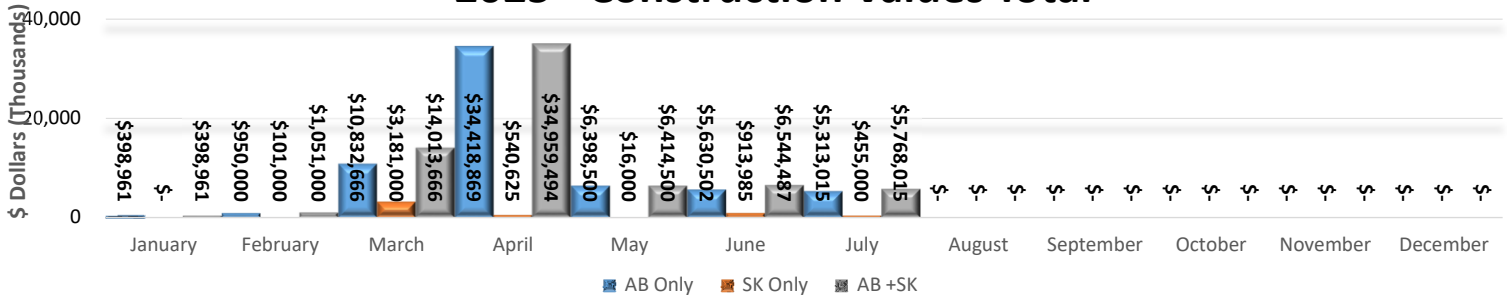
July 2025 - Permits Issued



July 2025 - Construction Values



2025 - Construction Values Total



Year	2021	2022	2023	2024	2025
# of Permits	189	170	123	160	106
Construction Value	\$71,663,690	\$65,564,682	\$120,000,004	\$44,132,464	\$69,150,122
# of New Dwellings	32	125	22	46	28