

City of Lloydminster  
2025 Building Statistics

Year To Date

Month	Commercial				Industrial				Institutional				Residential												Permit Total												
	New	Prt	Improvement	Prt.	New	Prt	Improvement	Prt.	New	Prt	Improvement	Prt.	Prt.	New Single Det.	#	Prt.	Semi-Detached/ Duplex	#	Prt.	Mobile Home	#	Prt.	New Apartment/ Garden Suite/Basement Suite	#	Prt.	New Rowhouse	#	Prt.	New Townhouse	#	Prt.	Improvement	Prt.	Garage	# of Dwellings	Prts	Value (\$)
January	\$0.00	0	\$80,000.00	1	\$0.00	0	\$0.00	0	\$0.00	0	\$0.00	0	1	\$300,000.00	1	0	\$0.00	0	0	\$0.00	0	0	\$0.00	0	0	\$0.00	0	0	\$0.00	0	1	\$18,690.75	0	\$0.00	1	3	\$398,690.75
February	\$0.00	0	\$451,000.00	4	\$0.00	0	\$0.00	0	\$0.00	0	\$0.00	0	1	\$600,000.00	1	0	\$0.00	0	0	\$0.00	0	0	\$0.00	0	0	\$0.00	0	0	\$0.00	0	0	\$0.00	0	0	5	\$1,051,000.00	
March	\$0.00	0	\$10,296,562.00	18	\$0.00	0	\$0.00	0	\$0.00	0	\$232,398.00	1	3	\$1,600,000.00	3	0	\$0.00	0	0	\$0.00	0	0	\$0.00	0	2	\$1,620,000.00	6	0	\$0.00	0	5	\$264,706.00	0	\$0.00	9	29	\$14,013,666.00
April	\$32,200,000.00	3	\$550,100.00	3	\$0.00	0	\$0.00	0	\$0.00	0	\$0.00	0	4	\$2,030,000.00	4	0	\$0.00	0	0	\$0.00	0	0	\$0.00	0	0	\$0.00	0	0	\$0.00	0	13	\$179,394.00	0	\$0.00	4	23	\$34,959,494.00
May	\$0.00	0	\$127,000.00	1	\$0.00	0	\$0.00	0	\$0.00	0	\$0.00	0	6	\$6,080,000.00	6	0	\$0.00	0	0	\$0.00	0	0	\$0.00	0	0	\$0.00	0	0	\$0.00	0	4	\$95,500.00	2	\$112,000.00	6	13	\$6,414,500.00
June	\$0.00	0	\$0.00	0	\$0.00	0	\$0.00	0	\$0.00	0	\$0.00	0	0	\$0.00	0	0	\$0.00	0	0	\$0.00	0	0	\$0.00	0	0	\$0.00	0	0	\$0.00	0	0	\$0.00	0	0	0	0	\$0.00
July	\$0.00	0	\$0.00	0	\$0.00	0	\$0.00	0	\$0.00	0	\$0.00	0	0	\$0.00	0	0	\$0.00	0	0	\$0.00	0	0	\$0.00	0	0	\$0.00	0	0	\$0.00	0	0	\$0.00	0	0	0	0	\$0.00
August	\$0.00	0	\$0.00	0	\$0.00	0	\$0.00	0	\$0.00	0	\$0.00	0	0	\$0.00	0	0	\$0.00	0	0	\$0.00	0	0	\$0.00	0	0	\$0.00	0	0	\$0.00	0	0	\$0.00	0	0	0	0	\$0.00
September	\$0.00	0	\$0.00	0	\$0.00	0	\$0.00	0	\$0.00	0	\$0.00	0	0	\$0.00	0	0	\$0.00	0	0	\$0.00	0	0	\$0.00	0	0	\$0.00	0	0	\$0.00	0	0	\$0.00	0	0	0	0	\$0.00
October	\$0.00	0	\$0.00	0	\$0.00	0	\$0.00	0	\$0.00	0	\$0.00	0	0	\$0.00	0	0	\$0.00	0	0	\$0.00	0	0	\$0.00	0	0	\$0.00	0	0	\$0.00	0	0	\$0.00	0	0	0	0	\$0.00
November	\$0.00	0	\$0.00	0	\$0.00	0	\$0.00	0	\$0.00	0	\$0.00	0	0	\$0.00	0	0	\$0.00	0	0	\$0.00	0	0	\$0.00	0	0	\$0.00	0	0	\$0.00	0	0	\$0.00	0	0	0	0	\$0.00
December	\$0.00	0	\$0.00	0	\$0.00	0	\$0.00	0	\$0.00	0	\$0.00	0	0	\$0.00	0	0	\$0.00	0	0	\$0.00	0	0	\$0.00	0	0	\$0.00	0	0	\$0.00	0	0	\$0.00	0	0	0	0	\$0.00
	\$32,200,000.00	3	\$11,504,662.00	27	\$0.00	0	\$0.00	0	\$0.00	0	\$232,398.00	1	15	\$10,610,000.00	15	0	\$0.00	0	0	\$0.00	0	0	\$0.00	0	2	\$1,620,000.00	6	0	\$0.00	0	23	\$558,290.75	2	\$112,000.00	21	73	\$56,837,350.75

Year To Year Totals

Year	Commercial				Industrial				Institutional				Residential												Permit Total															
	New	Prt.	Improvement	Prt.	New	Prt.	Improvement	Prt.	New	Prt.	Improvement	Prt.	Prt.	New Single Det.	#	Prt.	Semi-Detached	#	Prt.	Mobile Home	#	Prt.	New Apartment	#	Prt.	New Rowhouse	#	Prt.	New Townhouse	#	Prt.	Improvement	Prt.	Garage	# of Dwellings	Prt.	Value (\$)			
2025	\$32,200,000.00	3	\$11,504,662.00	27	\$0.00	0	\$0.00	0	\$0.00	0	\$232,398.00	1	15	\$10,610,000.00	15	0	\$0.00	0	0	\$0.00	0	0	\$0.00	0	2	\$1,620,000.00	6	0	\$0.00	0	23	\$558,290.75	2	\$112,000.00	21	73	\$56,837,350.75			
2024	\$ 3,158,850.00	6	\$ 5,115,926.00	24	\$ 7,142,420.00	4	\$ 3,334,870.00	8	0	0	\$ 3,780,524.00	6	40	\$ 18,321,000.00	42	0	\$0.00	0	0	\$0.00	0	4	\$90,000.00	4	0	\$0.00	0	0	\$0.00	0	63	\$ 3,034,874.00	5	\$154,000.00	46	160	\$ 44,132,464.00			
2023	\$21,214,162.00	5	\$10,296,528.00	35	\$0.00	0	\$311,757.00	3	\$74,045,000.00	1	\$3,145,374.00	5	19	\$9,137,590.00	19	1	\$350,000.00	2	1	\$100,000.00	1	0	\$0.00	0	0	\$0.00	0	0	\$0.00	0	42	\$1,176,793.00	11	\$90,000.00	22	123	\$120,000,004.00			
2022	\$2,080,000.00	3	\$4,975,071.00	36	\$1,881,000.00	2	\$219,000.00	2	\$0.00	0	\$26,180,000.00	2	34	\$14,240,346.00	34	2	\$300,000.00	4	0	\$0.00	0	0	\$0.00	0	18	\$11,960,000.00	91	0	\$0.00	0	58	\$3,554,265.00	13	\$175,000.00	129	170	\$65,564,682.00			
2021	\$12,905,000.00	3	\$12,883,594.00	73	\$4,311,394.00	2	\$4,735,000.00	5	\$7,100,000.00	1	\$16,011,080.00	4	28	\$11,234,000.00	30	1	\$430,000.00	2	0	\$0.00	0	0	\$0.00	0	0	\$0.00	0	0	\$0.00	0	52	\$1,873,622.00	20	\$150,000.00	32	189	\$71,633,690.00			
2020	\$3,585,000.00	4	\$4,577,330.00	20	\$3,900,000.00	2	\$0.00	0	\$0.00	0	\$835,140.00	6	24	\$7,363,383.00	24	0	\$0.00	0	0	\$0.00	0	0	\$0.00	0	1	\$560,000.00	4	0	\$0.00	0	83	\$1,113,024.00	9	\$146,000.00	28	149	\$22,079,877.00			
2019	\$5,875,273.50	4	\$5,461,401.29	31	\$1,900,000.00	2	\$88,000.00	3	\$0.00	0	\$1,992,500.00	6	18	\$5,688,500.00	18	0	\$0.00	0	0	\$0.00	0	0	\$0.00	0	5	\$3,023,276.00	16	0	\$0.00	0	80	\$1,049,400.00	2	\$75,000.00	40	143	\$25,153,350.79			
2018	\$2,523,795.00	5	\$6,099,045.00	42	\$0.00	0	\$887,000.00	3	\$0.00	0	\$1,825,866.00	8	38	\$12,041,000.00	38	0	\$0.00	0	0	\$0.00	0	0	\$0.00	0	0	\$0.00	0	0	\$0.00	0	94	\$1,616,700.00	4	\$97,000.00	38	194	\$25,090,406.00			
2017	\$10,848,000.00	5	\$6,812,660.00	46	\$1,650,000.00	2	\$476,098.15	5	\$674,000.00	1	\$760,000.00	2	51	\$16,321,900.00	51	0	\$0.00	0	0	\$0.00	0	0	\$0.00	0	0	\$1,545,000.00	8	1	\$465,000.00	4	89	\$1,020,460.00	6	\$121,500.00	63	212	\$40,732,618.15			
2016	\$4,858,293.00	7	\$5,687,433.00	35	\$2,400,000.00	5	\$384,000.00	5	\$0.00	0	\$4,580,000.00	3	51	\$16,125,057.00	51	0	\$0.00	0	1	\$85,000.00	1	0	\$0.00	0	1	\$860,000.00	6	0	\$0.00	0	141	\$1,629,521.00	8	\$175,452.00	58	257	\$36,784,756.00			
2015	\$36,380,121.00	27	\$12,764,942.00	50	\$9,579,783.00	7	\$450,000.00	3	\$0.00	0	\$14,492,183.00	6	107	\$36,733,668.00	107	0	\$0.00	0	0	\$0.00	0	0	\$0.00	0	1	\$1,000,000.00	9	2	\$1,200,000.00	8	172	\$6,414,697.61	12	\$255,000.00	124	375	\$119,270,424.61			
2014	\$36,105,414.00	17	\$8,760,278.00	37	\$19,218,290.50	11	\$1,217,000.00	3	\$90,000.00	1	\$3,294,000.00	4	254	\$68,331,474.00	245	0	\$0.00	0	3	\$372,000.00	3	6	\$25,358,000.00	300	2	\$1,400,000.00	16	9	\$4,137,218.00	36	217	\$4,247,205.00	44	\$204,000.00	600	599	\$172,734,879.50			
2013	\$56,345,014.42	15	\$16,718,307.00	52	\$21,371,379.00	17	\$2,985,404.00	10	\$9,000,000.00	1	\$657,651.00	7	241	\$64,885,874.00	245	0	\$0.00	0	3	\$404,000.00	3	0	\$0.00	0	28	\$13,756,506.00	132	1	\$800,367.00	4	199	\$1,440,943.87	11	\$243,716.00	384	585	\$188,409,162.29			
2012	\$10,380,900.00	11	\$6,739,590.00	44	\$13,130,000.00	15	\$7,473,610.00	14	\$45,981,995.00	7	\$1,331,847.00	7	253	\$65,842,990.00	253	0	\$0.00	0	8	\$800,000.00	8	5	\$21,400,000.00	206	24	\$13,504,107.00	115	1	\$524,077.00	4	182	\$1,377,717.00	12	\$285,301.00	586	583	\$188,772,134.00			
2011	\$11,167,059.00	17	\$7,150,574.00	42	\$25,931,706.00	27	\$521,500.00	4	\$57,541,220.00	10	\$1,210,229.00	6	234	\$59,614,276.00	234	0	\$0.00	0	8	\$1,004,151.00	8	1	\$4,095,000.00	63	6	\$6,822,325.00	50	3	\$3,643,000.00	18	198	\$1,314,344.00	22	\$310,188.00	373	578	\$180,325,572.00			
2010	\$26,683,773.00	10	\$6,615,408.00	56	\$19,983,378.00	9	\$1,068,065.00	6	\$118,000.00	3	\$6,230,023.00	12	180	\$44,756,679.00	180	1	\$435,000.00	2	5	\$641,630.00	6	0	\$0.00	0	1	\$985,000.00	5	3	\$2,684,775.00	27	238	\$2,016,103.00	22	\$286,381.00	219	546	\$112,484,215.00			
2009	\$6,953,000.00	6	\$12,225,290.00	31	\$975,000.00	1	\$1,163,500.00	6	\$1,363,000.00	2	\$110,800.00	4	81	\$18,016,975.00	81	0	\$0.00	0	6	\$660,000.00	6	1	\$3,600,000.00	24	0	\$0.00	0	1	\$471,590.00	3	230	\$1,832,793.00	24	\$366,355.00	114	393	\$47,738,303.00			
2008	\$8,229,810.00	15	\$8,097,150.00	45	\$5,188,909.00	6	\$329,820.00	2	\$0.00	0	\$3,857,184.00	9	142	\$33,657,028.73	142	0	\$0.00	0	0	1	\$131,000.00	1	5	\$24,822,011.00	181	3	\$1,901,920.00	14	2	\$7,356,260.00	42	267	\$2,408,840.00	5	\$76,620.00	380	502	\$96,055,552.73		
2007	\$21,023,000.00	13	\$13,405,450.00	45	\$5,330,000.00	9	\$4,698,100.00	0	\$0.00	0	\$2,840,421.00	7	254	\$53,675,345.27	254	1	\$96,440.00	2	0	\$0.00	0	3	\$8,700,000.00	65	3	\$5,787,318.27	85	0	\$0.00	0	283	\$2,202,077.86	41	\$469,109.03	388	669	\$118,627,261.43			
2006	\$5,541,130.00	10	\$7,284,085.24	35	\$9,916,754.50	14	\$739,000.00	6	\$6,591,758.60	3	\$8,900,517.00	5	260	\$51,505,457.27	260	1	\$1,052,773.00	0	0	\$0.00	0	8	\$10,642,100.00	139	1	\$1,848,000.00	14	2	\$7,537,500.00	75	185	\$4,227,143.23	29	\$407,850.00	494	562	\$116,194,068.84			
2005	\$12,221,000.00	5	\$4,754,500.00	32	\$15,599,701.00	19	\$12,012,245.00	12	\$26,847,000.00	2	\$1,485,500.00	4	262	\$40,347,884.00	262	1	\$2,288,000.00	22	0	\$0.00	0	0	\$0.00	0	0	\$1,096,000.00	158	3	\$4,480,000.00	62	0	\$0.00	0	129	\$1,220,745.00	31	\$252,902.00	504	505	\$122,534,777.00
2004	\$12,930,005.00	19	\$3,015,208.05	43	\$7,531,914.00	17	\$756,775.00	7	\$2,725,000.00	0	\$876,000.00	3	284	\$35,593,300.00	264	0	\$0.00	0	0	0	0	0	2	\$10,800,000.00	98	0	\$0.00	0	1	\$1,800,000.00	35	96	\$1,078,050.00	33	\$326,300.00	398	498	\$71,955,660.00		
2003	\$17,690,828.00	10	\$6,230,828.00	10	\$6,230,828.00	0	\$0.00	0	\$865,300.00	0	\$1,095,525.00	0	3	\$12,180,497.00	3	294	\$30,800,000.00	25	0	\$11,000,000.00	0	7	\$1,800,000.00	0	0	\$0.00	0	0	\$0.00	0	101	\$3,185,345.32	25	\$15,626,345.32	25	\$15,626,345.32	25	\$15,626,345.32		
2002	\$3,976,045.00	8	\$2,479,850.00	51	\$2,165,850.00	6	\$841,670.00	12	\$0.00	0	\$38,488.00	3	286	\$32,760,400.00	286	0	\$0.00	0	14	\$770,000.00	14	0	\$0.00	0	3	\$737,000.00	8	0	\$0.00	0	110	\$1,843,523.77	19	\$127,000.00	308	503	\$45,085,863.77			
2001	\$4,156,000.00	9	\$1,155,220.00	23	\$3,093,119.00	17	\$2,734,000.00	10	\$0.00	0	\$7,210,686.00	6	183	\$20,842,475.00	183	0	\$0.00	0	2	\$110,000.00	2	1	\$1,500,000.00	24	3	\$890,000.00	12	0	\$0.00	0	97	\$931,896.46	28	\$199,601.00	221	379	\$42,822,997.46			
2000	\$2,819,200.00	9	\$6,198,900.00	28	\$2,812,800.00	12	\$1,247,700.00	15	\$15,769,100.00	2	\$0.00	0	140	\$15,975,396.45	140	0	\$0.00	0	2	\$16,550.00	2	0	\$0.00	0	1	\$234,000.00	3	0	\$0.00	0	65	\$1,123,725.00	26	\$244,100.00	145	300	\$46,591,473.45			
1999	\$11,471,000.00	16	\$873,600.00	18	\$3,615,474.00	8	\$600,000.00	4	\$10,240,159.00	9	\$1,361,000.00	4	99	\$11,624,500.00	99	0	\$0.00	0	5	\$250,000.00	5	0	\$0.00	0	3	\$1,148,000.00	16	0	\$0.00	0	36	\$1,283,600.00	29	\$262,800.00	120	231	\$42,730,133.00			
1998	\$425,000.00	5	\$1,791,400.00	22	\$2,820,000.00	10	\$1,459,000.00	10	\$0.00	0	\$2,648,000.00	3	125	\$14,110,150.00	125	0	\$0.00	0	0	\$0.00	0	1	\$100,000.00	18	3	\$1,653,700.00	24	0	\$0.00	0	33	\$1,330,300.00	34	\$222,900.00	167	246	\$26,760,450.00			

2025 ALBERTA VS. SASKATCHEWAN PERMIT TOTALS

Alberta

	Residential						Prt	Commercial \$	Prt	Industrial \$	Prt	Institutional \$	
	Prt	New Dwelling \$	#	Prt	Improvement \$	Prt							Garage \$
January	1	\$300,000.00	1	1	\$18,960.75	0	\$0.00	1	\$80,000.00	0	\$0.00	0	\$0.00
February	1	\$600,000.00	1	0	\$0.00	0	\$0.00	2	\$350,000.00	0	\$0.00	0	\$0.00
March	3	\$1,600,000.00	3	5	\$264,705.66	0	\$0.00	5	\$8,735,562.00	0	\$0.00	1	\$232,398.00
April	3	\$1,555,000.00	3	10	\$158,869.00	0	\$0.00	4	\$32,705,000.00	0	\$0.00	0	\$0.00
May	6	\$6,080,000.00	6	4	\$95,500.00	1	\$96,000.00	1	\$127,000.00	0	\$0.00	0	\$0.00
June	0	\$0.00	0	0	\$0.00	0	\$0.00	0	\$0.00	0	\$0.00	0	\$0.00
July	0	\$0.00	0	0	\$0.00	0	\$0.00	0	\$0.00	0	\$0.00	0	\$0.00
August	0	\$0.00	0	0	\$0.00	0	\$0.00	0	\$0.00	0	\$0.00	0	\$0.00
September	0	\$0.00	0	0	\$0.00	0	\$0.00	0	\$0.00	0	\$0.00	0	\$0.00
October	0	\$0.00	0	0	\$0.00	0	\$0.00	0	\$0.00	0	\$0.00	0	\$0.00
November	0	\$0.00	0	0	\$0.00	0	\$0.00	0	\$0.00	0	\$0.00	0	\$0.00
December	0	\$0.00	0	0	\$0.00	0	\$0.00	0	\$0.00	0	\$0.00	0	\$0.00
Total	14	\$10,135,000.00	14	20	\$538,035.41	1	\$96,000.00	13	\$41,997,562.00	0	\$0.00	1	\$232,398.00

Total Permits		
Permits	Value \$	Dwellings
3	\$398,960.75	1
3	\$950,000.00	1
14	\$10,832,665.66	3
17	\$34,418,869.00	3
12	\$6,398,500.00	6
0	\$0.00	0
0	\$0.00	0
0	\$0.00	0
0	\$0.00	0
0	\$0.00	0
0	\$0.00	0
0	\$0.00	0
0	\$0.00	0
0	\$0.00	0

49	\$52,998,995.41	14
----	-----------------	----

% of Total Permits	68.06%	93.25%	66.67%
--------------------	--------	--------	--------

Monthly Totals

	Prts	Value \$	Dwell #
January	3	\$398,960.75	1
February	5	\$1,051,000.00	1
March	29	\$14,013,665.66	9
April	22	\$34,959,494.00	4
May	13	\$6,414,500.00	6
June	0	\$0.00	0
July	0	\$0.00	0
August	0	\$0.00	0
September	0	\$0.00	0
October	0	\$0.00	0
November	0	\$0.00	0
December	0	\$0.00	0

Year To Date	72	\$56,837,620.41	21
--------------	----	-----------------	----

Saskatchewan

	Residential						Prt	Commercial \$	Prt	Industrial \$	Prt	Institutional \$	
	Prt	New Dwelling \$	#	Prt	Improvement \$	Prt							Garage \$
January	0	\$0.00	0	0	\$0.00	0	\$0.00	0	\$0.00	0	\$0.00	0	\$0.00
February	0	\$0.00	0	0	\$0.00	0	\$0.00	2	\$101,000.00	0	\$0.00	0	\$0.00
March	2	\$1,620,000.00	6	0	\$0.00	0	\$0.00	13	\$1,561,000.00	0	\$0.00	0	\$0.00
April	1	\$475,000.00	1	3	\$20,525.00	0	\$0.00	1	\$45,100.00	0	\$0.00	0	\$0.00
May	0	\$0.00	0	0	\$0.00	1	\$16,000.00	0	\$0.00	0	\$0.00	0	\$0.00
June	0	\$0.00	0	0	\$0.00	0	\$0.00	0	\$0.00	0	\$0.00	0	\$0.00
July	0	\$0.00	0	0	\$0.00	0	\$0.00	0	\$0.00	0	\$0.00	0	\$0.00
August	0	\$0.00	0	0	\$0.00	0	\$0.00	0	\$0.00	0	\$0.00	0	\$0.00
September	0	\$0.00	0	0	\$0.00	0	\$0.00	0	\$0.00	0	\$0.00	0	\$0.00
October	0	\$0.00	0	0	\$0.00	0	\$0.00	0	\$0.00	0	\$0.00	0	\$0.00
November	0	\$0.00	0	0	\$0.00	0	\$0.00	0	\$0.00	0	\$0.00	0	\$0.00
December	0	\$0.00	0	0	\$0.00	0	\$0.00	0	\$0.00	0	\$0.00	0	\$0.00
Total	3	\$2,095,000.00	7	3	\$20,525.00	1	\$16,000.00	16	\$1,707,100.00	0	\$0.00	0	\$0.00

Total Permits		
Permits	Value \$	Dwellings
0	\$0.00	0
2	\$101,000.00	0
15	\$3,181,000.00	6
5	\$540,625.00	1
1	\$16,000.00	0
0	\$0.00	0
0	\$0.00	0
0	\$0.00	0
0	\$0.00	0
0	\$0.00	0
0	\$0.00	0
0	\$0.00	0
0	\$0.00	0

23	\$3,838,625.00	7
----	----------------	---

% of Total Permits	31.94%	6.75%	33.33%
--------------------	--------	-------	--------



13

Permits issued  
In May



\$6,414,500

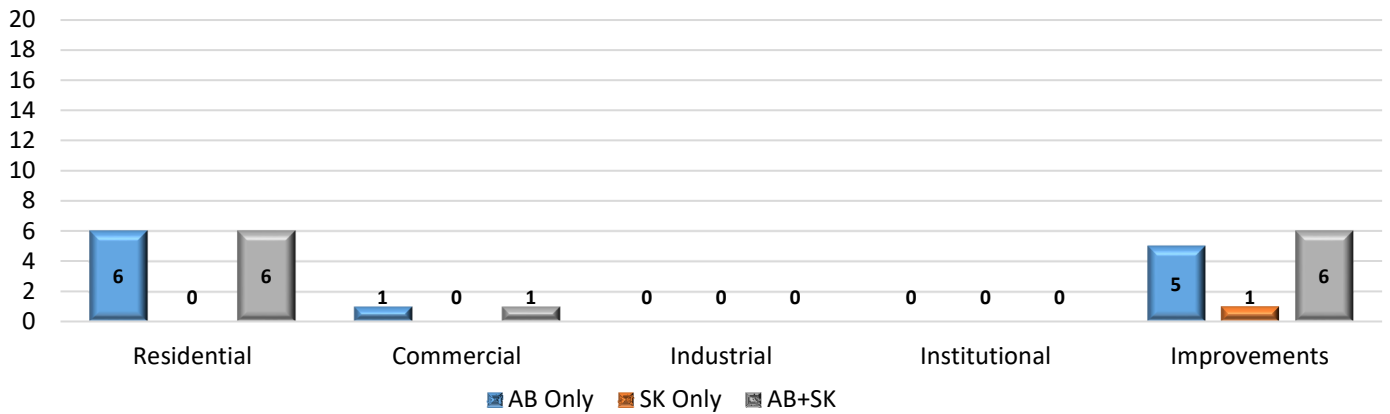
May Construction  
Value



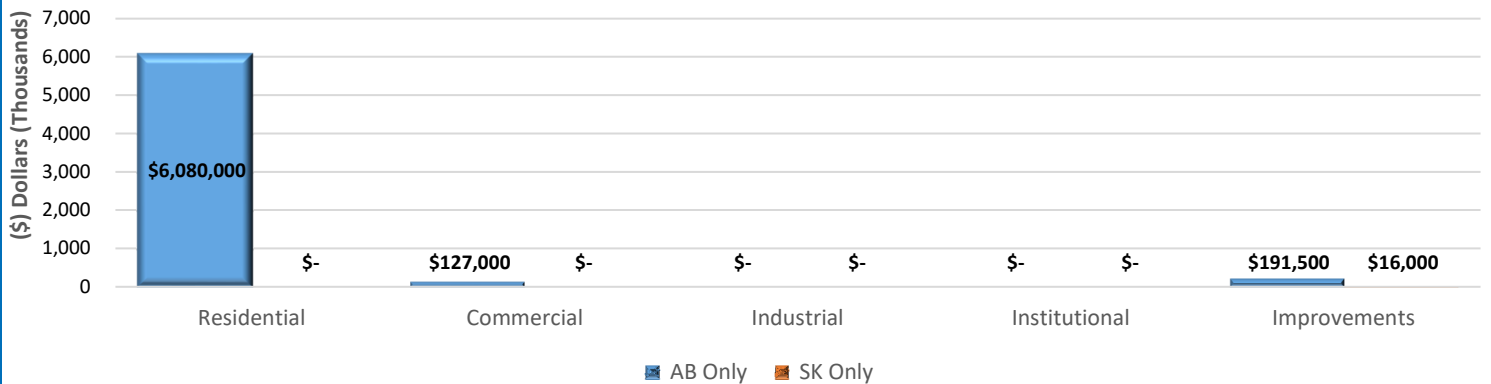
6

New Dwelling Units  
issued in May

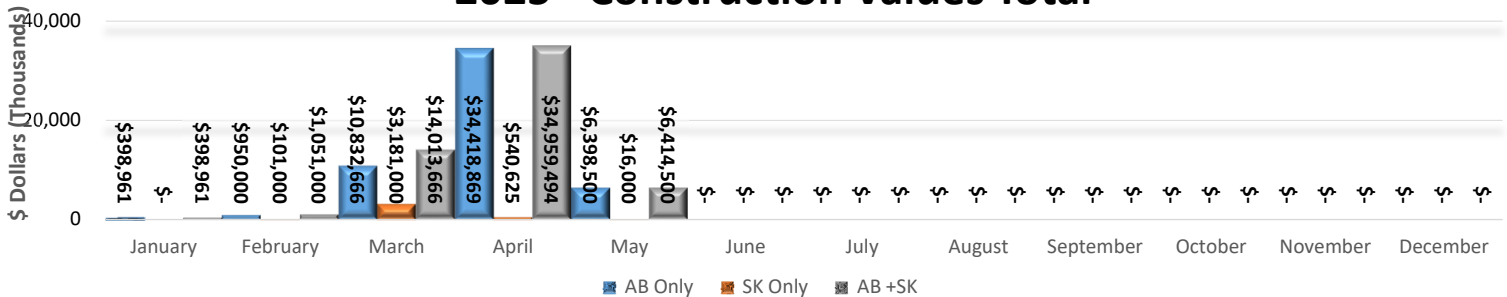
## May 2025 - Permits Issued



## May 2025 - Construction Values



## 2025 - Construction Values Total



Year	2021	2022	2023	2024	2025
# of Permits	189	170	123	160	72
Construction Value	\$71,663,690	\$65,564,682	\$120,000,004	\$44,132,464	\$56,837,620
# of New Dwellings	32	125	22	46	21

## May 2025 - Permits Issued

Permit Number	Project Information	Type of Work	Construction Value Total	Construction Location	Lot/Block/Plan
<b>AB</b>					
LYDB006125MU	Commercial	Renovation	\$127,000.00	2A- - 5405 44 Street	36 8 232 2456
<b>AB</b>	<b>1</b>		<b>\$127,000.00</b>		
LYDB005925MU	Residential	Basement Development	\$18,500.00	2009 61 Avenue	19 5 142 3221
LYDB006225MU	Residential	Basement Development	\$50,000.00	5606 14 Street	45 58 232 1629
LYDB006325MU	Residential	Basement Development	\$4,000.00	6011 17 Street	11 15 152 0465
LYDB006525MU	Residential	Accessory Building	\$23,000.00	1306 52C Avenue	40 57 102 5165
LYDB012424MU	Residential	Garage	\$96,000.00	5115 30 Street	17 24 762 1915
<b>AB</b>	<b>5</b>		<b>\$191,500.00</b>		
LYDB005625MU	Residential	New Dwelling	\$3,350,000.00	7111 37 Street	3 24 132 4708
LYDB005725MU	Residential	New Dwelling	\$380,000.00	6908 35 Street	80 6 152 2663
LYDB006425MU	Residential	New Dwelling	\$500,000.00	6020 20 Street	37 5 242 1180
LYDB006625MU	Residential	New Dwelling	\$1,000,000.00	1301 59B Avenue	31 11 222 1235
LYDB006725MU	Residential	New Dwelling	\$400,000.00	2013 61 Avenue	17 5 142 3221
LYDB006925MU	Residential	New Dwelling	\$450,000.00	1302 56 Avenue	93 57 242 1583
<b>AB</b>	<b>6</b>		<b>\$6,080,000.00</b>		
	<b>18</b>	<b>AB TOTAL</b>	<b>\$6,398,500.00</b>		
<b>SK</b>					
LYDB006825MU	Residential	Garage	\$16,000.00	4703 49 Street	17 12 B1127
<b>SK</b>	<b>1</b>		<b>\$16,000.00</b>		
	<b>1</b>	<b>SK TOTAL</b>	<b>\$16,000.00</b>		
<b>13 PERMITS ISSUED</b>		<b>SK TOTAL</b>	<b>\$16,000.00</b>	<b>SK PERMITS</b>	<b>0 New SK Dwelling Units</b>
		<b>AB TOTAL</b>	<b>\$6,398,500.00</b>	<b>AB PERMITS</b>	<b>6 New AB Dwelling Units</b>
		<b>AB + SK TOTAL</b>	<b>\$6,414,500.00</b>		