

**City of Lloydminster
2022 Building Statistics**

Year To Date

Month	Commercial				Industrial				Institutional				Residential												Permit Total												
	New	Prt.	Improvement	Prt.	New	Prt.	Improvement	Prt.	New	Prt.	Improvement	Prt.	Prt.	New Single Det.	#	Prt.	Semi-Detached/Duplex	#	Prt.	Mobile Home	#	Prt.	New Apartment	#	Prt.	New Rowhouse	#	Prt.	New Townhouse	#	Prt.	Improvement	Prt.	Garage	# of Dwellings	Prts.	Value (\$)
January	\$80,000.00	1	\$83,600.00	2	\$381,000.00	1	\$14,000.00	1	\$0.00	0	\$0.00	0	2	\$560,000.00	2	0	\$0.00	0	0	\$0.00	0	0	\$0.00	0	0	\$0.00	0	0	\$0.00	0	2	\$49,000.00	0	\$0.00	2	9	\$1,167,600.00
February	\$0.00	0	\$841,730.00	4	\$0.00	0	\$0.00	0	\$0.00	0	\$0.00	0	1	\$480,000.00	1	0	\$0.00	0	0	\$0.00	0	0	\$0.00	0	0	\$0.00	0	0	\$0.00	0	2	\$25,000.00	0	\$0.00	1	7	\$1,346,730.00
March	\$0.00	0	\$853,999.00	3	\$0.00	0	\$0.00	0	\$0.00	0	\$0.00	0	3	\$1,380,000.00	3	0	\$0.00	0	0	\$0.00	0	0	\$0.00	0	0	\$0.00	0	0	\$0.00	0	2	\$5,000.00	2	\$0.00	3	8	\$2,238,999.00
April	\$0.00	0	\$525,000.00	4	\$0.00	0	\$0.00	0	\$0.00	0	\$26,000,000.00	1	3	\$1,066,346.00	3	0	\$0.00	0	0	\$0.00	0	0	\$0.00	0	0	\$0.00	0	0	\$0.00	0	9	\$88,300.00	2	\$55,000.00	3	19	\$2,734,646.00
May	\$0.00	0	\$25,000.00	1	\$1,500,000.00	1	\$0.00	0	\$0.00	0	\$0.00	0	6	\$1,940,000.00	6	0	\$0.00	0	0	\$0.00	0	0	\$0.00	0	0	\$0.00	0	0	\$0.00	0	10	\$387,500.00	1	\$35,000.00	6	19	\$3,887,500.00
June	\$2,000,000.00	2	\$185,000.00	2	\$0.00	0	\$0.00	0	\$0.00	0	\$0.00	0	4	\$1,741,000.00	4	0	\$0.00	0	0	\$0.00	0	0	\$0.00	0	3	\$1,680,000.00	15	0	\$0.00	0	12	\$236,003.00	0	\$0.00	19	23	\$5,822,003.00
July	\$0.00	0	\$279,000.00	2	\$0.00	0	\$0.00	0	\$0.00	0	\$180,000.00	1	4	\$1,520,000.00	4	0	\$0.00	0	0	\$0.00	0	0	\$0.00	0	3	\$600,000.00	4	0	\$0.00	0	7	\$61,935.00	0	\$0.00	8	15	\$2,640,935.00
August	\$0.00	0	\$573,900.00	6	\$0.00	0	\$0.00	0	\$0.00	0	\$0.00	0	4	\$1,879,000.00	4	1	\$150,000.00	2	0	\$0.00	0	0	\$0.00	0	8	\$6,100,000.00	36	0	\$0.00	0	5	\$1,492,000.00	1	\$85,000.00	42	25	\$10,279,900.00
September	\$0.00	0	\$0.00	0	\$0.00	0	\$0.00	0	\$0.00	0	\$0.00	0	0	\$0.00	0	0	\$0.00	0	0	\$0.00	0	0	\$0.00	0	0	\$0.00	0	0	\$0.00	0	0	\$0.00	0	0	0	0	\$0.00
October	\$0.00	0	\$0.00	0	\$0.00	0	\$0.00	0	\$0.00	0	\$0.00	0	0	\$0.00	0	0	\$0.00	0	0	\$0.00	0	0	\$0.00	0	0	\$0.00	0	0	\$0.00	0	0	\$0.00	0	0	0	0	\$0.00
November	\$0.00	0	\$0.00	0	\$0.00	0	\$0.00	0	\$0.00	0	\$0.00	0	0	\$0.00	0	0	\$0.00	0	0	\$0.00	0	0	\$0.00	0	0	\$0.00	0	0	\$0.00	0	0	\$0.00	0	0	0	0	\$0.00
December	\$0.00	0	\$0.00	0	\$0.00	0	\$0.00	0	\$0.00	0	\$0.00	0	0	\$0.00	0	0	\$0.00	0	0	\$0.00	0	0	\$0.00	0	0	\$0.00	0	0	\$0.00	0	0	\$0.00	0	0	0	0	\$0.00
Totals	\$2,080,000.00	3	\$0.00	24	\$1,881,000.00	2	\$14,000.00	1	\$0.00	0	\$26,180,000.00	2	27	\$10,566,346.00	27	1	\$150,000.00	2	0	\$0.00	0	0	\$0.00	0	12	\$8,360,000.00	55	0	\$0.00	0	47	\$2,344,743.00	6	\$175,000.00	84	125	\$55,118,318.00

Year To Year Totals

Year	Commercial				Industrial				Institutional				Residential												Permit Total															
	New	Prt.	Improvement	Prt.	New	Prt.	Improvement	Prt.	New	Prt.	Improvement	Prt.	Prt.	New Single Det.	#	Prt.	Semi-Detached	#	Prt.	Mobile Home	#	Prt.	New Apartment	#	Prt.	New Rowhouse	#	Prt.	New Townhouse	#	Prt.	Improvement	Prt.	Garage	# of Dwellings	Prts.	Value (\$)			
2022	\$2,080,000.00	3	\$0.00	24	\$1,881,000.00	2	\$14,000.00	1	\$0.00	0	\$26,180,000.00	2	27	\$10,566,346.00	27	1	\$150,000.00	2	0	\$0.00	0	0	12	\$8,360,000.00	55	0	\$0.00	0	47	\$2,344,743.00	6	\$175,000.00	84	125	\$55,118,318.00					
2021	\$1,905,000.00	3	\$12,883,594.00	73	\$4,311,384.00	2	\$4,735,000.00	5	\$7,100,000.00	1	\$16,011,080.00	4	28	\$11,234,000.00	30	1	\$430,000.00	2	0	\$0.00	0	0	\$0.00	0	0	\$0.00	0	0	\$0.00	0	52	\$1,873,822.00	20	\$150,000.00	32	189	\$71,633,690.00			
2020	\$3,585,000.00	4	\$4,577,330.00	20	\$3,900,000.00	2	\$0.00	0	\$0.00	0	\$7,965,140.00	6	24	\$7,363,383.00	24	0	\$0.00	0	0	\$0.00	0	0	\$0.00	0	1	\$560,000.00	4	0	\$0.00	0	83	\$1,113,024.00	9	\$146,000.00	28	149	\$22,079,877.00			
2019	\$5,875,273.50	4	\$5,461,401.29	31	\$1,900,000.00	2	\$88,000.00	3	\$0.00	0	\$1,992,500.00	6	18	\$5,688,500.00	18	0	\$0.00	0	0	\$0.00	0	0	\$0.00	0	5	\$3,023,276.00	16	0	\$0.00	0	80	\$1,049,400.00	2	\$75,000.00	40	143	\$25,153,350.79			
2018	\$2,523,795.00	5	\$6,099,045.00	42	\$0.00	0	\$887,000.00	3	\$0.00	0	\$1,825,866.00	8	38	\$12,041,000.00	38	0	\$0.00	0	0	\$0.00	0	0	\$0.00	0	0	\$0.00	0	0	\$0.00	0	94	\$1,616,700.00	4	\$97,000.00	38	194	\$25,090,406.00			
2017	\$10,848,000.00	5	\$6,812,660.00	46	\$1,650,000.00	2	\$476,098.15	5	\$674,000.00	1	\$760,000.00	2	51	\$16,321,900.00	51	0	\$0.00	0	0	\$0.00	0	0	\$0.00	0	0	\$1,545,000.00	8	1	\$465,000.00	4	89	\$1,020,460.00	6	\$121,500.00	63	212	\$40,732,618.15			
2016	\$4,858,293.00	7	\$5,687,433.00	35	\$2,400,000.00	5	\$384,000.00	5	\$0.00	0	\$4,580,000.00	3	51	\$16,125,057.00	51	0	\$0.00	0	1	\$85,000.00	1	0	\$0.00	0	1	\$860,000.00	6	0	\$0.00	0	141	\$1,629,521.00	8	\$175,452.00	58	257	\$36,784,756.00			
2015	\$36,380,121.00	27	\$12,764,942.00	50	\$9,579,783.00	7	\$450,030.00	3	\$0.00	0	\$14,492,183.00	6	107	\$36,733,666.00	107	0	\$0.00	0	0	\$0.00	0	0	\$0.00	0	2	\$1,000,000.00	9	2	\$1,200,000.00	8	172	\$6,414,697.61	12	\$255,000.00	124	375	\$119,270,424.61			
2014	\$36,105,414.00	17	\$5,780,278.00	37	\$19,218,290.50	11	\$1,217,000.00	3	\$90,000.00	1	\$3,294,000.00	4	254	\$68,331,474.00	245	0	\$0.00	0	0	\$0.00	0	0	\$25,358,000.00	300	2	\$1,400,000.00	16	9	\$4,137,218.00	36	217	\$4,247,205.00	44	\$204,000.00	600	599	\$172,734,879.50			
2013	\$56,345,014.42	15	\$16,718,307.00	52	\$21,371,879.00	17	\$2,985,404.00	10	\$9,000,000.00	1	\$657,851.00	7	241	\$64,885,874.00	245	0	\$0.00	0	0	\$0.00	0	0	\$0.00	0	28	\$13,756,506.00	132	1	\$600,367.00	4	199	\$1,440,943.87	11	\$243,716.00	384	585	\$188,409,162.29			
2012	\$10,380,900.00	11	\$6,739,590.00	44	\$13,130,000.00	15	\$7,473,610.00	14	\$45,981,995.00	7	\$1,331,847.00	7	253	\$65,842,990.00	253	0	\$0.00	0	0	\$0.00	0	0	\$0.00	0	26	\$13,504,107.00	115	1	\$524,077.00	4	182	\$1,377,717.00	12	\$285,301.00	586	583	\$188,772,134.00			
2011	\$11,167,059.00	17	\$7,150,574.00	42	\$25,931,706.00	27	\$521,500.00	4	\$57,541,220.00	10	\$1,210,229.00	6	234	\$59,614,276.00	234	0	\$0.00	0	0	\$1,004,151.00	84	1	\$4,095,000.00	63	6	\$6,822,325.00	50	3	\$3,643,000.00	18	198	\$1,314,344.00	22	\$310,188.00	373	578	\$180,325,572.00			
2010	\$26,663,773.00	10	\$6,615,408.00	56	\$19,983,378.00	9	\$1,068,065.00	6	\$1,118,000.00	3	\$6,230,000.00	12	180	\$44,756,679.00	180	1	\$435,000.00	2	5	\$0.00	0	0	\$0.00	0	1	\$965,000.00	5	3	\$2,684,775.00	27	238	\$2,016,103.00	22	\$286,381.00	219	546	\$112,464,215.00			
2009	\$6,953,000.00	6	\$12,225,290.00	31	\$975,000.00	1	\$1,163,500.00	6	\$1,363,000.00	2	\$110,800.00	4	81	\$18,016,975.00	81	0	\$0.00	0	0	\$0.00	0	0	\$0.00	0	0	\$0.00	0	1	\$471,590.00	3	230	\$1,832,793.00	24	\$366,355.00	114	393	\$47,738,300.00			
2008	\$8,229,810.00	15	\$8,097,150.00	45	\$5,188,009.00	6	\$329,820.00	2	\$0.00	0	\$3,857,184.00	9	142	\$33,657,028.73	142	0	\$0.00	0	1	\$131,000.00	1	5	\$24,822,011.00	181	3	\$1,901,920.00	14	2	\$7,355,260.00	42	267	\$2,408,840.00	5	\$76,620.00	380	502	\$96,055,522.73			
2007	\$21,023,000.00	13	\$13,405,450.00	45	\$5,330,000.00	9	\$4,698,100.00	10	\$0.00	0	\$2,640,427.00	7	254	\$53,675,345.27	254	1	\$96,440.00	2	0	\$0.00	0	0	\$0.00	0	3	\$6,700,000.00	85	3	\$5,787,318.27	65	0	\$0.00	0	283	\$2,202,077.86	41	\$469,109.03	386	669	\$118,627,261.43

2022 ALBERTA VS. SASKATCHEWAN PERMIT TOTALS

Alberta

Monthly Totals

	Residential			Prt	Commercial \$	Prt	Industrial \$	Prt	Institutional \$				
	Prt	New Dwelling \$	#							Prt	Improvement \$	Prt	Garage \$
January	2	\$560,000.00	2	1	\$39,000.00	0	\$0.00	3	\$163,600.00	1	\$14,000.00	0	\$0.00
February	1	\$480,000.00	1	1	\$10,000.00	0	\$0.00	4	\$841,730.00	0	\$0.00	0	\$0.00
March	3	\$1,380,000.00	3	2	\$5,000.00	0	\$0.00	3	\$853,999.00	0	\$0.00	0	\$0.00
April	3	\$1,066,346.00	3	7	\$78,000.00	1	\$35,000.00	4	\$525,000.00	0	\$0.00	1	\$26,000,000.00
May	6	\$1,940,000.00	6	7	\$223,305.00	1	\$35,000.00	1	\$25,000.00	1	\$1,500,000.00	0	\$0.00
June	6	\$3,021,000.00	18	9	\$195,384.00	0	\$0.00	3	\$1,185,000.00	0	\$0.00	0	\$0.00
July	3	\$1,320,000.00	3	6	\$58,935.00	0	\$0.00	2	\$279,000.00	0	\$0.00	1	\$180,000.00
August	8	\$4,279,000.00	24	3	\$1,477,000.00	0	\$0.00	3	\$453,900.00	0	\$0.00	0	\$0.00
September	0	\$0.00	0	0	\$0.00	0	\$0.00	0	\$0.00	0	\$0.00	0	\$0.00
October	0	\$0.00	0	0	\$0.00	0	\$0.00	0	\$0.00	0	\$0.00	0	\$0.00
November	0	\$0.00	0	0	\$0.00	0	\$0.00	0	\$0.00	0	\$0.00	0	\$0.00
December	0	\$0.00	0	0	\$0.00	0	\$0.00	0	\$0.00	0	\$0.00	0	\$0.00
Total	32	\$14,046,346.00	60	36	\$2,086,624.00	2	\$70,000.00	23	\$4,327,229.00	2	\$1,514,000.00	2	\$26,180,000.00

Total Permits		
Permits	Value \$	Dwellings
7	\$776,600.00	2
6	\$1,331,730.00	1
8	\$2,238,999.00	3
16	\$27,704,346.00	3
16	\$3,723,305.00	6
18	\$4,401,384.00	18
12	\$1,837,935.00	3
14	\$6,209,900.00	24
0	\$0.00	0
0	\$0.00	0
0	\$0.00	0
0	\$0.00	0
97	\$48,224,199.00	60

	Prts	Value \$	Dwell #
January	9	\$1,167,600.00	2
February	7	\$1,346,730.00	1
March	8	\$2,238,999.00	3
April	19	\$27,734,646.00	3
May	19	\$3,887,505.00	6
June	23	\$5,822,003.00	19
July	15	\$2,640,935.00	8
August	25	\$10,279,900.00	42
September	0	\$0.00	0
October	0	\$0.00	0
November	0	\$0.00	0
December	0	\$0.00	0
Year To Date	125	\$55,118,318.00	84

% of Total Permits 77.60% 87.49% 71.43%

Saskatchewan

	Residential			Prt	Commercial \$	Prt	Industrial \$	Prt	Institutional \$				
	Prt	New Dwelling \$	#							Prt	Improvement \$	Prt	Garage \$
January	0	\$0.00	0	1	\$10,000.00	0	\$0.00	1	\$381,000.00	0	\$0.00		
February	0	\$0.00	0	1	\$15,000.00	0	\$0.00	0	\$0.00	0	\$0.00		
March	0	\$0.00	0	0	\$0.00	0	\$0.00	0	\$0.00	0	\$0.00		
April	0	\$0.00	0	2	\$10,300.00	1	\$20,000.00	0	\$0.00	0	\$0.00		
May	0	\$0.00	0	3	\$164,200.00	0	\$0.00	0	\$0.00	0	\$0.00		
June	1	\$380,000.00	1	3	\$40,619.00	0	\$0.00	1	\$1,000,000.00	0	\$0.00		
July	2	\$800,000.00	5	1	\$3,000.00	0	\$0.00	0	\$0.00	0	\$0.00		
August	5	\$3,850,000.00	18	2	\$15,000.00	1	\$85,000.00	3	\$120,000.00	0	\$0.00		
September	0	\$0.00	0	0	\$0.00	0	\$0.00	0	\$0.00	0	\$0.00		
October	0	\$0.00	0	0	\$0.00	0	\$0.00	0	\$0.00	0	\$0.00		
November	0	\$0.00	0	0	\$0.00	0	\$0.00	0	\$0.00	0	\$0.00		
December	0	\$0.00	0	0	\$0.00	0	\$0.00	0	\$0.00	0	\$0.00		
Total	8	\$5,030,000.00	24	13	\$258,119.00	2	\$105,000.00	4	\$1,120,000.00	1	\$381,000.00	0	\$0.00

Total Permits		
Permits	Value \$	Dwellings
2	\$391,000.00	0
1	\$15,000.00	0
0	\$0.00	0
3	\$30,300.00	0
3	\$164,200.00	0
5	\$1,420,619.00	1
3	\$803,000.00	5
11	\$4,070,000.00	18
0	\$0.00	0
0	\$0.00	0
0	\$0.00	0
28	\$6,894,119.00	24

% of Total Permits 22.40% 12.51% 28.57%

August 2022 - Permits Issued

Permit Number	Project Information	Type of Work	Construction Value Total	Construction Location	Lot/Block/Plan
AB					
LYDB011522MU	Residential	Deck	\$35,000.00	5507 16 Street	4 60 102 6074
LYDB011322MU	Residential	Basement Development	\$10,000.00	5412 14 Street	35 58 152 3564
AB	2		\$45,000.00		
LYDB011022MU	Residential	New Dwelling	\$490,000.00	1302 59B Avenue	29 15 222 1235
LYDB012422MU	Residential	New Dwelling	\$289,000.00	5501 13 Street	81 57 152 3564
LYDB010722MU	Residential	New Dwelling	\$400,000.00	7101 36 Street	19 23 132 4708
LYDB010822MU	Residential	New Dwelling	\$700,000.00	5911 13 Street	46 11 222 1235
LYDB011422MU	Multi Family	5 Unit Townhouse	\$600,000.00	Blk 19, Unit 92-96 3211 72 Avenue	30 23 212 1419
LYDB011622MU	Multi Family	5 Unit Townhouse	\$600,000.00	Blk 16, 77-81 3211 72 Avenue	30 23 212 1419
LYDB011722MU	Multi Family	5 Unit Townhouse	\$600,000.00	Blk 17, Unit 82-86 3211 72 Ave Close	30 23 212 1419
LYDB011822MU	Multi Family	5 Unit Townhouse	\$600,000.00	Blk 18, Unit 87-91 3211 72 Avenue	30 23 212 1419
AB	8	Total	\$4,279,000.00		
LYDB011122MU	Commercial	Deck	\$8,900.00	5520 50 Avenue	20-23 55 2973 NY
LYDB011222MU	Commercial	Leasehold Improvement	\$20,000.00	#107-3810 51 Ave	3 12 112 4904
LYDB012022MU	Commercial	Renovation	\$425,000.00	3902 50 Avenue	1 5A 992 5944
AB	3	Total	\$453,900.00		
LYDB010922MU	Multi Family	Renovation	\$1,432,000.00	4102 69 Avenue	Condo PI 102 2733
AB	1	TOTAL	\$1,432,000.00		
	14	AB TOTAL	\$6,209,900.00		
SK					
LYDB010522MU	Residential	Basement Development	\$8,000.00	17- - 4118 41 Avenue	Unit 17 Condo 102166905
LYDB012222MU	Residential	Deck	\$7,000.00	3310 45 Avenue	27 10 80B 07482
LYDB012322MU	Residential	Detached Garage	\$85,000.00	2702 47A Avenue	16 1 77803702
SK	3	TOTAL	\$100,000.00		
LYDB010622MU	Commercial	Accessory Building	\$30,000.00	5105 34 Street	R1 1679 TR
LYDB012122MU	Commercial	Renovation	\$75,000.00	5013 49 Avenue	36 1 102126024
LYDB013022MU	Commercial	Renovation	\$15,000.00	2805 50 Avenue	10 3 101867766
SK	3	TOTAL	\$120,000.00		
LYDB012622MU	Multi Family	4 Unit - Row House	\$925,000.00	3616 41B Avenue	42 4 102168402
LYDB012722MU	Multi Family	4 Unit - Row House	\$925,000.00	3616 41B Avenue	42 4 102168402
LYDB012822MU	Multi Family	4 Unit - Row House	\$925,000.00	3616 41B Avenue	42 4 102168402
LYDB012922MU	Multi Family	4 Unit - Row House	\$925,000.00	3616 41B Avenue	42 4 102168402
LYDB010422MU	Multi Family	2 Unit - Semi Detached	\$150,000.00	3634 45 Street	35,36 23 B1127
SK	5	TOTAL	\$3,850,000.00		
	11	SK TOTAL	\$4,070,000.00		

25 PERMITS ISSUED	SK TOTAL	\$4,070,000.00	11 SK PERMITS	18 New SK Dwelling Units
	AB TOTAL	\$6,209,900.00	14 AB PERMITS	24 New AB Dwelling Units
	AB + SK TOTAL	\$10,279,900.00		



25

Permits issued
In August



\$10,279,900

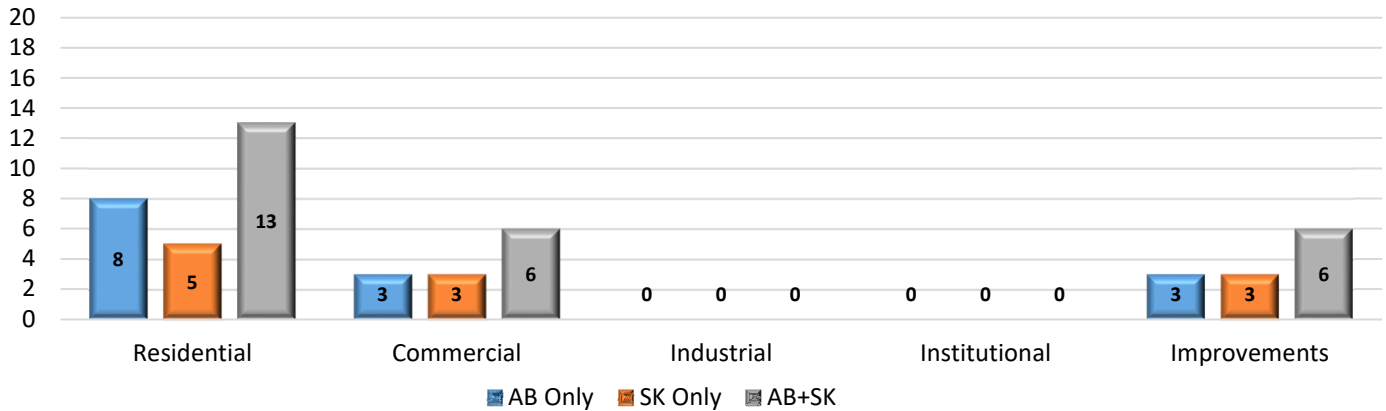
August
Construction Value



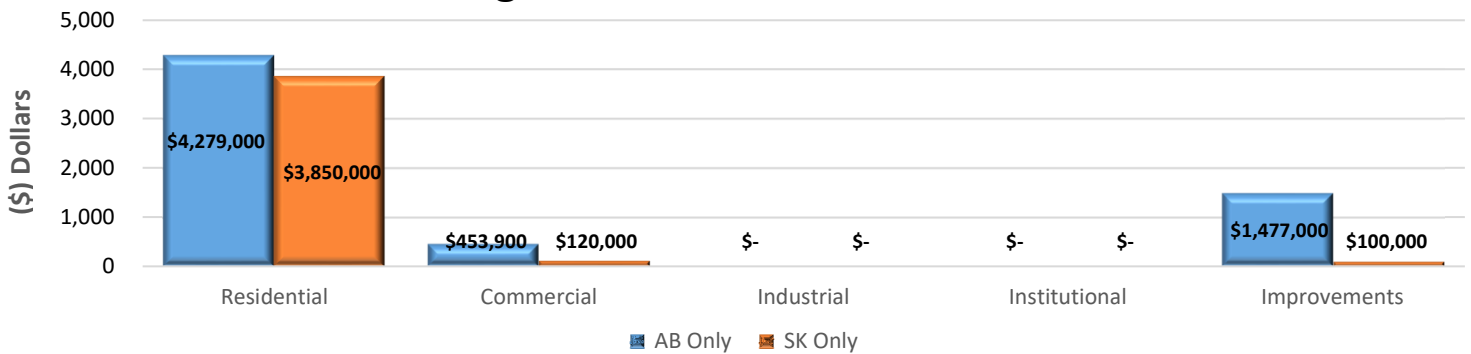
42

New Dwelling
Units in August

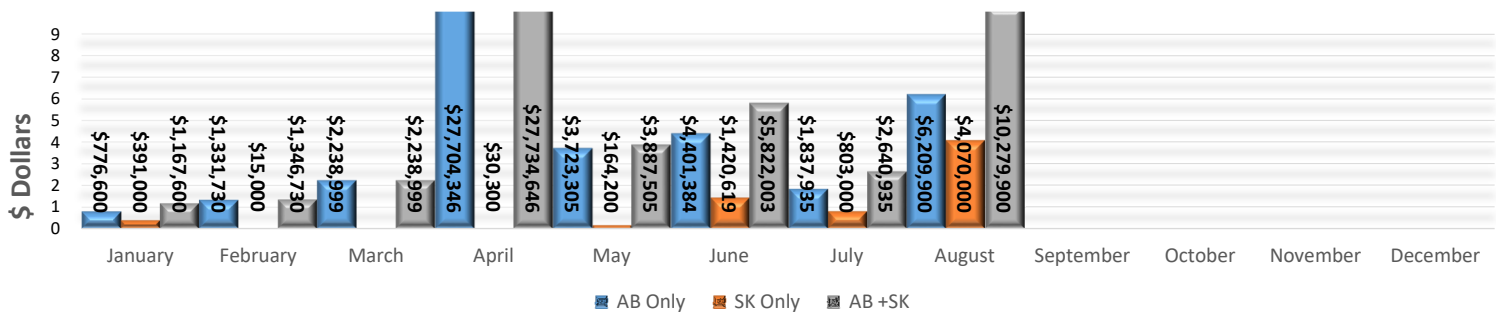
August 2022 - Permits Issued



August 2022- Construction Values



2022 Construction Values Total



Year	2018	2019	2020	2021	2022
# of Permits	194	151	151	189	125
Consturction Value	\$25,090,406	\$25,153,350	\$22,079,877	\$71,663,690	\$55,118,318
# of New Dwelling Units	38	40	28	32	84