

2019 ALBERTA VS. SASKATCHEWAN PERMIT TOTALS

Alberta

	Residential			Prt	Improvement \$	Prt	Garage \$	Prt	Commercial \$	Prt	Industrial \$	Prt	Institutional \$
	Prt	New Dwelling \$	#										
January	0	\$0.00	0	5	\$37,000.00	0	\$0.00	6	\$1,235,000.00	0	\$0.00	0	\$0.00
February	1	\$215,000.00	1	0	\$0.00	0	\$0.00	3	\$680,000.00	0	\$0.00	0	\$0.00
March	1	\$410,000.00	1	3	\$23,000.00	0	\$0.00	3	\$500,000.00	0	\$0.00	0	\$0.00
April	1	\$340,000.00	1	9	\$212,800.00	0	\$0.00	4	\$712,654.00	1	\$8,000.00	1	\$7,500.00
May	1	\$330,000.00	1	10	\$106,500.00	0	\$0.00	3	\$169,747.29	0	\$0.00	0	\$0.00
June	1	\$460,000.00	1	5	\$29,000.00	0	\$0.00	3	\$2,357,273.50	0	\$0.00	1	\$40,000.00
July	1	\$344,500.00	1	5	\$22,500.00	0	\$0.00	2	\$220,000.00	1	\$20,000.00	0	\$0.00
August	3	\$1,240,000.00	3	9	\$102,000.00	0	\$0.00	1	\$125,000.00	0	\$0.00	0	\$0.00
September	1	\$200,000.00	1	6	\$75,000.00	0	\$0.00	1	\$90,000.00	1	\$700,000.00	1	\$150,000.00
October	0	\$0.00	0	0	\$0.00	0	\$0.00	3	\$306,000.00	1	\$1,200,000.00	0	\$0.00
November	0	\$0.00	0	0	\$0.00	0	\$0.00	0	\$0.00	0	\$0.00	0	\$0.00
December	0	\$0.00	0	0	\$0.00	0	\$0.00	0	\$0.00	0	\$0.00	0	\$0.00
Total	10	\$3,539,500.00	10	52	\$607,800.00	0	\$0.00	29	\$6,395,674.79	4	\$1,928,000.00	3	\$197,500.00

Total Permits		
Permits	Value \$	Dwellings
11	\$1,272,000.00	0
4	\$895,000.00	1
7	\$933,000.00	1
16	\$1,280,954.00	1
14	\$606,247.29	1
10	\$2,886,273.50	1
9	\$607,000.00	1
13	\$1,467,000.00	3
10	\$1,215,000.00	1
4	\$1,506,000.00	0
0	\$0.00	0
0	\$0.00	0
98	\$12,668,474.79	10

% of Total Permits 71.53% 62.88% 58.82%

Monthly Totals

	Prts	Value \$	Dwell #
January	13	\$1,294,000.00	0
February	7	\$1,705,000.00	1
March	11	\$3,541,000.00	1
April	22	\$1,654,954.00	2
May	18	\$1,375,247.29	4
June	16	\$2,949,773.50	1
July	13	\$969,100.00	2
August	16	\$1,709,000.00	4
September	13	\$1,576,000.00	1
October	8	\$3,374,500.00	1
November	0	\$0.00	0
December	0	\$0.00	0
Year To Date	137	\$20,148,574.79	17

Saskatchewan

	Residential			Prt	Improvement \$	Prt	Garage \$	Prt	Commercial \$	Prt	Industrial \$	Prt	Institutional \$
	Prt	New Dwelling \$	#										
January	0	\$0.00	0	2	\$22,000.00	0	\$0.00	0	\$0.00	0	\$0.00	0	\$0.00
February	0	\$0.00	0	1	\$50,000.00	0	\$0.00	1	\$700,000.00	1	\$60,000.00	0	\$0.00
March	0	\$0.00	0	3	\$158,000.00	0	\$0.00	1	\$2,450,000.00	0	\$0.00	0	\$0.00
April	1	\$300,000.00	1	4	\$49,000.00	1	\$25,000.00	0	\$0.00	0	\$0.00	0	\$0.00
May	3	\$750,000.00	3	1	\$19,000.00	0	\$0.00	0	\$0.00	0	\$0.00	0	\$0.00
June	0	\$0.00	0	5	\$13,500.00	1	\$50,000.00	0	\$0.00	0	\$0.00	0	\$0.00
July	1	\$320,000.00	1	3	\$42,100.00	0	\$0.00	0	\$0.00	0	\$0.00	0	\$0.00
August	1	\$210,000.00	1	2	\$32,000.00	0	\$0.00	0	\$0.00	0	\$0.00	0	\$0.00
September	0	\$0.00	0	1	\$15,000.00	0	\$0.00	1	\$126,000.00	0	\$0.00	1	\$220,000.00
October	1	\$240,000.00	1	1	\$3,500.00	0	\$0.00	2	\$1,625,000.00	0	\$0.00	0	\$0.00
November	0	\$0.00	0	0	\$0.00	0	\$0.00	0	\$0.00	0	\$0.00	0	\$0.00
December	0	\$0.00	0	0	\$0.00	0	\$0.00	0	\$0.00	0	\$0.00	0	\$0.00
Total	7	\$1,820,000.00	7	23	\$404,100.00	2	\$75,000.00	5	\$4,901,000.00	1	\$60,000.00	1	\$220,000.00

Total Permits		
Permits	Value \$	Dwellings
2	\$22,000.00	0
3	\$810,000.00	0
4	\$2,608,000.00	0
6	\$374,000.00	1
4	\$769,000.00	3
6	\$63,500.00	0
4	\$362,100.00	1
3	\$242,000.00	1
3	\$361,000.00	0
4	\$1,868,500.00	1
0	\$0.00	0
0	\$0.00	0
39	\$7,480,100.00	7

% of Total Permits 28.47% 37.12% 41.18%



8

Permits issued
In October



\$3,374,500

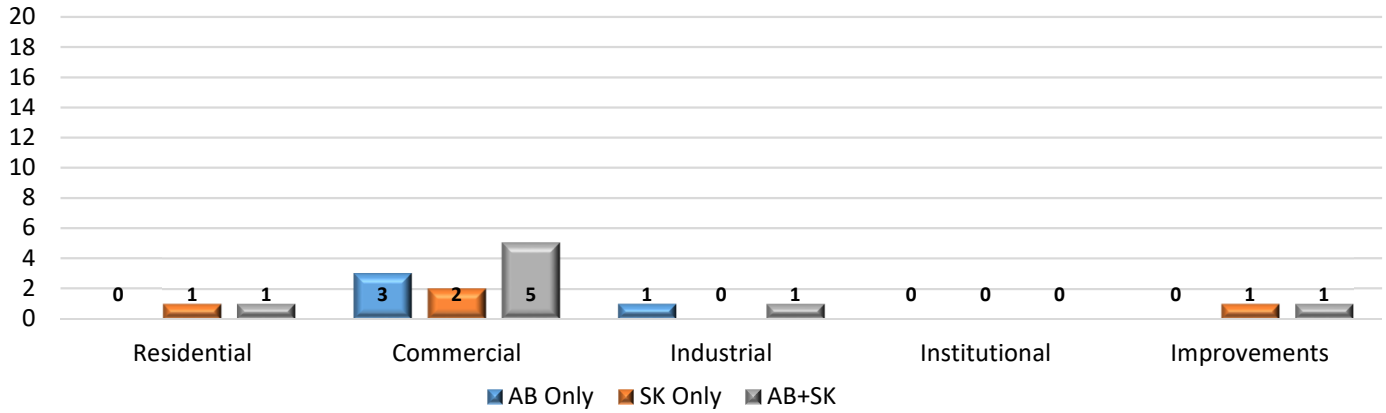
October
Permit Value



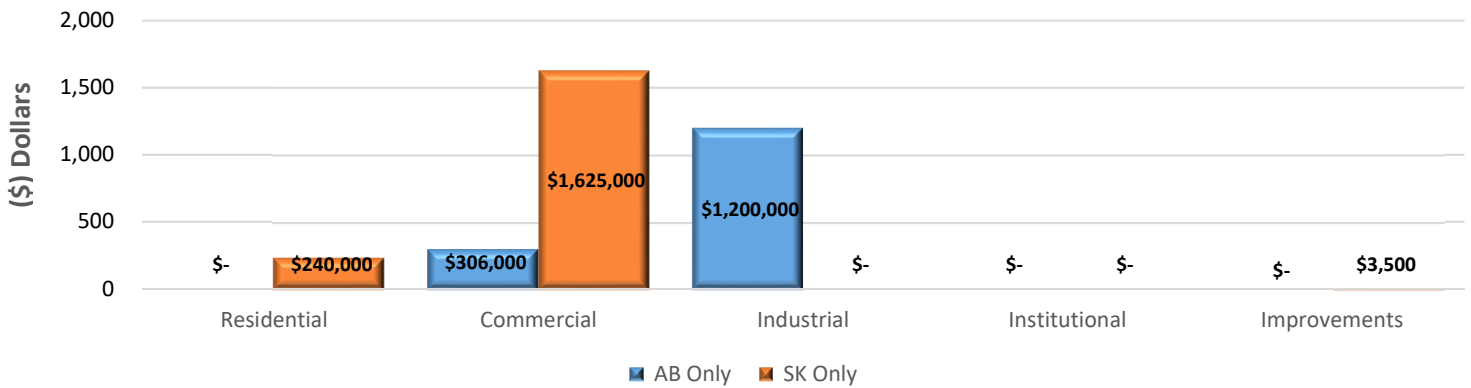
1

New Dwellings
in October

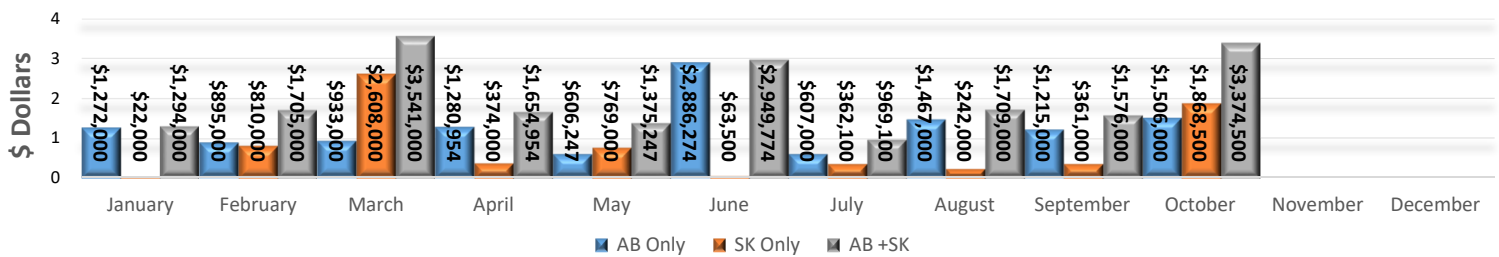
October 2019 - Permits Issued



October 2019 Permit Values



2019 Permit Values Total



Year	2015	2016	2017	2018	2019
# of Permits	375	257	212	194	137
Permit Value	\$119,270,424	\$36,784,756	\$40,732,618	\$25,090,406	\$20,148,574
# of New Dwellings	124	58	63	38	17

October 2019

Permit Number	Project Information	Type of Work	Construction Value Total	Construction Location	Lot/Block/Plan
AB					
1					
LYDB013119LD	Commercial	Renovation	\$ 66,000.00	105- - 3704 51 Avenue	4 12 112 5017
LYDB013319LD	Commercial	Renovation	\$ 170,000.00	4206 59 Avenue	A 922 3032
LYDB013419LD	Commercial	Renovation	\$ 70,000.00	Bay 4B- 4010 50 Avenue	37 4 5368 NY
3					
		AB TOTAL	\$306,000.00		
LYDB011319LD	Industrial	New Construction	\$ 1,200,000.00	5007 65 Street	9 5 782 0790
		1	AB TOTAL	\$1,200,000.00	
		4	AB TOTAL	\$1,506,000.00	
SK					
LYDB011419LD	Commercial	New Construction	\$ 1,100,000.00	6110 49 Avenue	2 2 102314540
		1	SK TOTAL	\$1,100,000.00	
LYDB012519LD	Residential	Deck	\$ 3,500.00	3309 41 Avenue	47 2 102194276
		1	SK TOTAL	\$3,500.00	
LYDB013219LD	Residential	New Construction	\$ 240,000.00	3328 41 Avenue	69 7 102194276
		1	SK TOTAL	\$240,000.00	
LYDB013519LD	Commercial	Addition/Renovation	\$ 525,000.00	3910 41 Street	14 5 102084454
		1	SK TOTAL	\$525,000.00	
		4	SK TOTAL	\$1,868,500.00	

8 PERMITS ISSUED	SK TOTAL	\$1,868,500.00	4 SK PERMITS
	AB TOTAL	\$1,506,000.00	4 AB PERMITS
	AB + SK TOTAL	\$3,374,500.00	