

2019 ALBERTA VS. SASKATCHEWAN PERMIT TOTALS

Alberta

	Residential			Prt	Commercial \$	Prt	Industrial \$	Prt	Institutional \$				
	Prt	New Dwelling \$	#							Improvement \$	Garage \$		
January	0	\$0.00	0	5	\$37,000.00	0	\$0.00	6	\$1,235,000.00	0	\$0.00	0	\$0.00
February	1	\$215,000.00	1	0	\$0.00	0	\$0.00	3	\$680,000.00	0	\$0.00	0	\$0.00
March	1	\$410,000.00	1	3	\$23,000.00	0	\$0.00	3	\$500,000.00	0	\$0.00	0	\$0.00
April	1	\$340,000.00	1	9	\$212,800.00	0	\$0.00	4	\$712,654.00	1	\$8,000.00	1	\$7,500.00
May	1	\$330,000.00	1	10	\$106,500.00	0	\$0.00	3	\$169,747.29	0	\$0.00	0	\$0.00
June	1	\$460,000.00	1	5	\$29,000.00	0	\$0.00	3	\$2,357,273.50	0	\$0.00	1	\$40,000.00
July	1	\$344,500.00	1	5	\$22,500.00	0	\$0.00	2	\$220,000.00	1	\$20,000.00	0	\$0.00
August	3	\$1,240,000.00	3	9	\$102,000.00	0	\$0.00	1	\$125,000.00	0	\$0.00	0	\$0.00
September	1	\$200,000.00	1	6	\$75,000.00	0	\$0.00	1	\$90,000.00	1	\$700,000.00	1	\$150,000.00
October	0	\$0.00	0	0	\$0.00	0	\$0.00	3	\$306,000.00	1	\$1,200,000.00	0	\$0.00
November	2	\$1,192,276.00	7	2	\$23,500.00	0	\$0.00	1	\$40,000.00	0	\$0.00	0	\$0.00
December	0	\$0.00	0	0	\$0.00	0	\$0.00	0	\$0.00	0	\$0.00	0	\$0.00
Total	12	\$4,731,776.00	17	54	\$631,300.00	0	\$0.00	30	\$6,435,674.79	4	\$1,928,000.00	3	\$197,500.00

Total Permits		
Permits	Value \$	Dwellings
11	\$1,272,000.00	0
4	\$895,000.00	1
7	\$933,000.00	1
16	\$1,280,954.00	1
14	\$606,247.29	1
10	\$2,886,273.50	1
9	\$607,000.00	1
13	\$1,467,000.00	3
10	\$1,215,000.00	1
4	\$1,506,000.00	0
5	\$1,255,776.00	7
0	\$0.00	0
Total	103	\$13,924,250.79

% of Total Permits 72.03% 65.04% 70.83%

Monthly Totals

	Prts	Value \$	Dwell #
January	13	\$1,294,000.00	0
February	7	\$1,705,000.00	1
March	11	\$3,541,000.00	1
April	22	\$1,654,954.00	2
May	18	\$1,375,247.29	4
June	16	\$2,949,773.50	1
July	13	\$969,100.00	2
August	16	\$1,709,000.00	4
September	13	\$1,576,000.00	1
October	8	\$3,374,500.00	1
November	6	\$1,261,776.00	7
December	0	\$0.00	0
Year To Date	143	\$21,410,350.79	24

Saskatchewan

	Residential			Prt	Commercial \$	Prt	Industrial \$	Prt	Institutional \$				
	Prt	New Dwelling \$	#							Improvement \$	Garage \$		
January	0	\$0.00	0	2	\$22,000.00	0	\$0.00	0	\$0.00	0	\$0.00	0	\$0.00
February	0	\$0.00	0	1	\$50,000.00	0	\$0.00	1	\$700,000.00	1	\$60,000.00	0	\$0.00
March	0	\$0.00	0	3	\$158,000.00	0	\$0.00	1	\$2,450,000.00	0	\$0.00	0	\$0.00
April	1	\$300,000.00	1	4	\$49,000.00	1	\$25,000.00	0	\$0.00	0	\$0.00	0	\$0.00
May	3	\$750,000.00	3	1	\$19,000.00	0	\$0.00	0	\$0.00	0	\$0.00	0	\$0.00
June	0	\$0.00	0	5	\$13,500.00	1	\$50,000.00	0	\$0.00	0	\$0.00	0	\$0.00
July	1	\$320,000.00	1	3	\$42,100.00	0	\$0.00	0	\$0.00	0	\$0.00	0	\$0.00
August	1	\$210,000.00	1	2	\$32,000.00	0	\$0.00	0	\$0.00	0	\$0.00	0	\$0.00
September	0	\$0.00	0	1	\$15,000.00	0	\$0.00	1	\$126,000.00	0	\$0.00	1	\$220,000.00
October	1	\$240,000.00	1	1	\$3,500.00	0	\$0.00	2	\$1,625,000.00	0	\$0.00	0	\$0.00
November	0	\$0.00	0	1	\$6,000.00	0	\$0.00	0	\$0.00	0	\$0.00	0	\$0.00
December	0	\$0.00	0	0	\$0.00	0	\$0.00	0	\$0.00	0	\$0.00	0	\$0.00
Total	7	\$1,820,000.00	7	24	\$410,100.00	2	\$75,000.00	5	\$4,901,000.00	1	\$60,000.00	1	\$220,000.00

Total Permits		
Permits	Value \$	Dwellings
2	\$22,000.00	0
3	\$810,000.00	0
4	\$2,608,000.00	0
6	\$374,000.00	1
4	\$769,000.00	3
6	\$63,500.00	0
4	\$362,100.00	1
3	\$242,000.00	1
3	\$361,000.00	0
4	\$1,868,500.00	1
1	\$6,000.00	0
0	\$0.00	0
Total	40	\$7,486,100.00

% of Total Permits 27.97% 34.96% 29.17%



6

Permits issued
In November



\$1,261,776

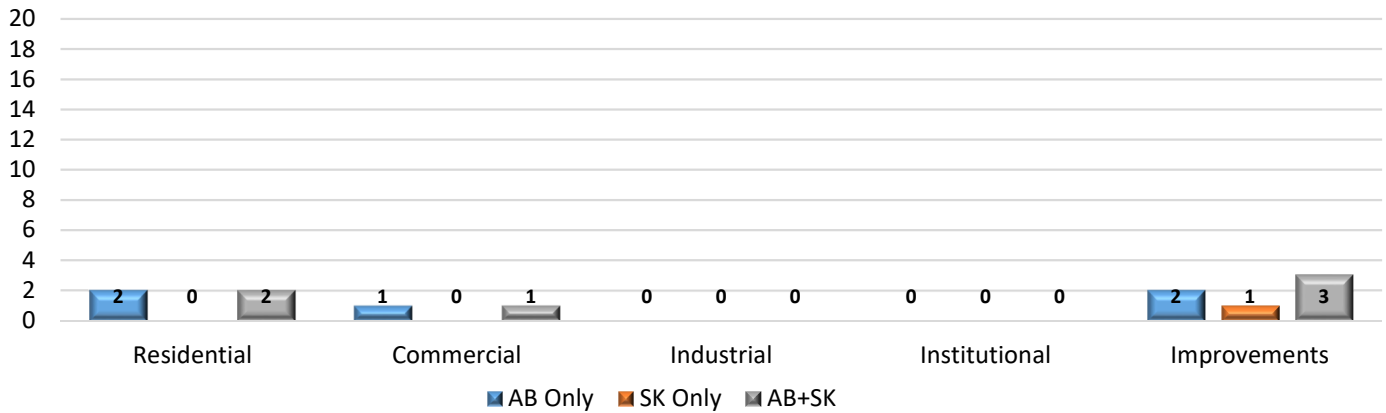
November
Permit Value



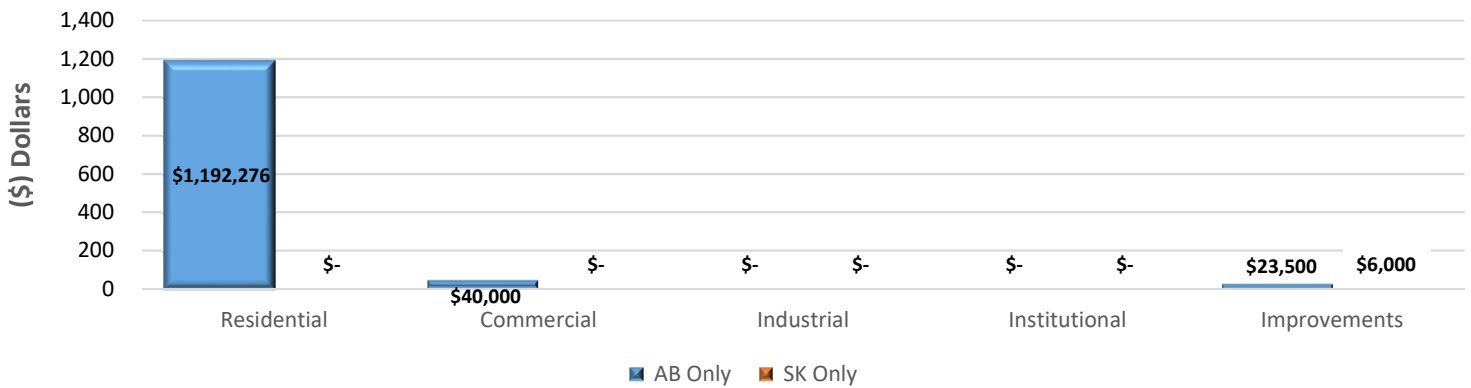
7

New Dwellings
in November


November 2019 - Permits Issued



November 2019 Permit Values



2019 Permit Values Total



Year	2015	2016	2017	2018	2019
# of Permits	375	257	212	194	143
Permit Value	\$119,270,424	\$36,784,756	\$40,732,618	\$25,090,406	\$20,148,574
# of New Dwellings	124	58	63	38	24

November 2019

Permit Number	Project Information	Type of Work	Construction Value Total	Construction Location	Lot/Block/Plan
AB					
LYDB014319LD	Commercial	Renovation	\$40,000.00	#5- 6202 48 Street	1 8 782 0783
	1	AB TOTAL	\$40,000.00		
LYDB014619LD	Residential	New Construction	\$329,000.00	5503 13 Street	82 57 152 3564
	1	AB TOTAL	\$329,000.00		
LYDB014419LD	Residential	Deck	\$3,500.00	5702 20 Street Close	63 58 112 4521
LYDB014519LD	Residential	Basement Development	\$20,000.00	5702 20 Street Close	63 58 112 4521
	2	AB TOTAL	\$23,500.00		
LYDB013619LD	Residential	New Construction - Rebuild 6 Plex	\$863,276.29	Bldg A,1-6 3390 72 Avenue	28 32 152 3221
	1	AB TOTAL	\$863,276.29		
	5	AB TOTAL	\$1,255,776.29		
SK					
LYDB014219LD	Residential	Deck	\$6,000.00	4108 40 Street	6 4 102134551
	1	SK TOTAL	\$6,000.00		
	1	SK TOTAL	\$6,000.00		

6 PERMITS ISSUED	SK TOTAL	\$6,000.00	1 SK PERMITS
	AB TOTAL	\$1,255,776.29	5 AB PERMITS
	AB + SK TOTAL	\$1,261,776.29	