

# City of Lloydminster 2018 Building Statistics

## Year To Date

| Month         | Commercial            |          |                       |           | Industrial    |          |                    |          | Institutional |          |                       |          | Residential |                       |           |                |               |          |               |             |               |          |               |          | Permit Total  |              |               |          |               |          |               |             |               |              |                |              |               |             |                |                |                       |          |                    |           |            |                        |
|---------------|-----------------------|----------|-----------------------|-----------|---------------|----------|--------------------|----------|---------------|----------|-----------------------|----------|-------------|-----------------------|-----------|----------------|---------------|----------|---------------|-------------|---------------|----------|---------------|----------|---------------|--------------|---------------|----------|---------------|----------|---------------|-------------|---------------|--------------|----------------|--------------|---------------|-------------|----------------|----------------|-----------------------|----------|--------------------|-----------|------------|------------------------|
|               | New                   | Prt.     | Improvement           | Prt.      | New           | Prt.     | Improvement        | Prt.     | New           | Prt.     | Improvement           | Prt.     | Prt.        | New Single Det.       | #         | Prt.           | Semi-Detached | #        | Prt.          | Mobile Home | #             | Prt.     | New Apartment | #        | Prt.          | New Rowhouse | #             | Prt.     | New Townhouse | #        | Prt.          | Improvement | Prt.          | Garage       | # of Dwellings | Prts.        | Value (\$)    |             |                |                |                       |          |                    |           |            |                        |
| January       | \$0.00                | 0        | \$335,000.00          | 4         | \$0.00        | 0        | \$12,000.00        | 1        | \$0.00        | 0        | \$0.00                | 0        | \$0.00      | 0                     | 1         | \$180,000.00   | 1             | \$0.00   | 0             | \$0.00      | 0             | \$0.00   | 0             | \$0.00   | 0             | \$0.00       | 0             | \$0.00   | 0             | \$0.00   | 0             | \$0.00      | 0             | 8            | \$90,000.00    | 0            | \$0.00        | 1           | 13             | \$605,000.00   |                       |          |                    |           |            |                        |
| February      | \$0.00                | 0        | \$129,000.00          | 2         | \$0.00        | 0        | \$0.00             | 0        | \$0.00        | 0        | \$0.00                | 0        | \$0.00      | 0                     | 4         | \$1,234,000.00 | 4             | \$0.00   | 0             | \$0.00      | 0             | \$0.00   | 0             | \$0.00   | 0             | \$0.00       | 0             | \$0.00   | 0             | \$0.00   | 0             | \$0.00      | 0             | 6            | \$209,500.00   | 0            | \$0.00        | 4           | 12             | \$1,572,500.00 |                       |          |                    |           |            |                        |
| March         | \$400,000.00          | 1        | \$675,900.00          | 5         | \$0.00        | 0        | \$0.00             | 0        | \$0.00        | 0        | \$540,000.00          | 2        | 0           | \$0.00                | 0         | \$0.00         | 0             | \$0.00   | 0             | \$0.00      | 0             | \$0.00   | 0             | \$0.00   | 0             | \$0.00       | 0             | \$0.00   | 0             | \$0.00   | 0             | \$0.00      | 0             | 4            | \$16,000.00    | 0            | \$0.00        | 0           | 12             | \$1,631,900.00 |                       |          |                    |           |            |                        |
| April         | \$0.00                | 0        | \$582,447.00          | 2         | \$0.00        | 0        | \$0.00             | 0        | \$0.00        | 0        | \$0.00                | 0        | \$0.00      | 0                     | 4         | \$1,365,000.00 | 4             | \$0.00   | 0             | \$0.00      | 0             | \$0.00   | 0             | \$0.00   | 0             | \$0.00       | 0             | \$0.00   | 0             | \$0.00   | 0             | \$0.00      | 0             | 5            | \$42,000.00    | 0            | \$0.00        | 4           | 11             | \$1,989,447.00 |                       |          |                    |           |            |                        |
| May           | \$0.00                | 0        | \$280,000.00          | 1         | \$0.00        | 0        | \$0.00             | 0        | \$0.00        | 0        | \$0.00                | 0        | \$0.00      | 0                     | 5         | \$1,425,000.00 | 5             | \$0.00   | 0             | \$0.00      | 0             | \$0.00   | 0             | \$0.00   | 0             | \$0.00       | 0             | \$0.00   | 0             | \$0.00   | 0             | \$0.00      | 0             | 10           | \$0.00         | 0            | \$0.00        | 5           | 17             | \$2,028,966.00 |                       |          |                    |           |            |                        |
| June          | \$0.00                | 0        | \$285,300.00          | 4         | \$0.00        | 0        | \$12,000.00        | 1        | \$0.00        | 0        | \$101,400.00          | 1        | 8           | \$2,430,000.00        | 8         | 0              | \$0.00        | 0        | \$0.00        | 0           | \$0.00        | 0        | \$0.00        | 0        | \$0.00        | 0            | \$0.00        | 0        | \$0.00        | 0        | \$0.00        | 0           | \$0.00        | 0            | 17             | \$103,300.00 | 0             | \$0.00      | 8              | 31             | \$2,932,000.00        |          |                    |           |            |                        |
| July          | \$0.00                | 0        | \$1,073,660.00        | 3         | \$0.00        | 0        | \$0.00             | 0        | \$0.00        | 0        | \$617,000.00          | 3        | 3           | \$1,062,000.00        | 3         | 0              | \$0.00        | 0        | \$0.00        | 0           | \$0.00        | 0        | \$0.00        | 0        | \$0.00        | 0            | \$0.00        | 0        | \$0.00        | 0        | \$0.00        | 0           | 14            | \$333,900.00 | 2              | \$47,000.00  | 3             | 25          | \$3,133,560.00 |                |                       |          |                    |           |            |                        |
| August        | \$1,123,795.00        | 3        | \$427,000.00          | 4         | \$0.00        | 0        | \$0.00             | 0        | \$0.00        | 0        | \$430,000.00          | 1        | 2           | \$485,000.00          | 2         | 0              | \$0.00        | 0        | \$0.00        | 0           | \$0.00        | 0        | \$0.00        | 0        | \$0.00        | 0            | \$0.00        | 0        | \$0.00        | 0        | \$0.00        | 0           | \$0.00        | 0            | 11             | \$137,200.00 | 1             | \$25,000.00 | 2              | 22             | \$2,627,995.00        |          |                    |           |            |                        |
| September     | \$0.00                | 0        | \$509,538.00          | 4         | \$0.00        | 0        | \$0.00             | 0        | \$0.00        | 0        | \$0.00                | 0        | 1           | \$400,000.00          | 1         | 0              | \$0.00        | 0        | \$0.00        | 0           | \$0.00        | 0        | \$0.00        | 0        | \$0.00        | 0            | \$0.00        | 0        | \$0.00        | 0        | \$0.00        | 0           | \$0.00        | 0            | 9              | \$263,800.00 | 0             | \$0.00      | 1              | 14             | \$1,173,338.00        |          |                    |           |            |                        |
| October       | \$0.00                | 0        | \$0.00                | 0         | \$0.00        | 0        | \$0.00             | 0        | \$0.00        | 0        | \$0.00                | 0        | 0           | \$0.00                | 0         | \$0.00         | 0             | \$0.00   | 0             | \$0.00      | 0             | \$0.00   | 0             | \$0.00   | 0             | \$0.00       | 0             | \$0.00   | 0             | \$0.00   | 0             | \$0.00      | 0             | 0            | \$0.00         | 0            | 0             | 0           | \$0.00         |                |                       |          |                    |           |            |                        |
| November      | \$0.00                | 0        | \$0.00                | 0         | \$0.00        | 0        | \$0.00             | 0        | \$0.00        | 0        | \$0.00                | 0        | 0           | \$0.00                | 0         | \$0.00         | 0             | \$0.00   | 0             | \$0.00      | 0             | \$0.00   | 0             | \$0.00   | 0             | \$0.00       | 0             | \$0.00   | 0             | \$0.00   | 0             | \$0.00      | 0             | \$0.00       | 0              | 0            | 0             | \$0.00      |                |                |                       |          |                    |           |            |                        |
| December      | \$0.00                | 0        | \$0.00                | 0         | \$0.00        | 0        | \$0.00             | 0        | \$0.00        | 0        | \$0.00                | 0        | 0           | \$0.00                | 0         | \$0.00         | 0             | \$0.00   | 0             | \$0.00      | 0             | \$0.00   | 0             | \$0.00   | 0             | \$0.00       | 0             | \$0.00   | 0             | \$0.00   | 0             | \$0.00      | 0             | \$0.00       | 0              | 0            | 0             | \$0.00      |                |                |                       |          |                    |           |            |                        |
| <b>Totals</b> | <b>\$1,523,795.00</b> | <b>4</b> | <b>\$4,297,845.00</b> | <b>29</b> | <b>\$0.00</b> | <b>0</b> | <b>\$12,000.00</b> | <b>1</b> | <b>\$0.00</b> | <b>0</b> | <b>\$1,825,866.00</b> | <b>8</b> | <b>28</b>   | <b>\$8,581,000.00</b> | <b>28</b> | <b>0</b>       | <b>\$0.00</b> | <b>0</b> | <b>\$0.00</b> | <b>0</b>    | <b>\$0.00</b> | <b>0</b> | <b>\$0.00</b> | <b>0</b> | <b>\$0.00</b> | <b>0</b>     | <b>\$0.00</b> | <b>0</b> | <b>\$0.00</b> | <b>0</b> | <b>\$0.00</b> | <b>0</b>    | <b>\$0.00</b> | <b>0</b>     | <b>\$0.00</b>  | <b>0</b>     | <b>\$0.00</b> | <b>0</b>    | <b>\$0.00</b>  | <b>84</b>      | <b>\$1,380,200.00</b> | <b>3</b> | <b>\$72,000.00</b> | <b>28</b> | <b>157</b> | <b>\$17,692,706.00</b> |

## Year To Year Totals

| Year | Commercial      |      |                 |      | Industrial      |      |                |      | Institutional   |      |                 |      | Residential |                 |     |      |               |    |        |             |                 |      |               |                 | Permit Total |              |                 |              |               |                |        |                |                |                |                  |              |                 |                  |                 |             |     |                  |                 |
|------|-----------------|------|-----------------|------|-----------------|------|----------------|------|-----------------|------|-----------------|------|-------------|-----------------|-----|------|---------------|----|--------|-------------|-----------------|------|---------------|-----------------|--------------|--------------|-----------------|--------------|---------------|----------------|--------|----------------|----------------|----------------|------------------|--------------|-----------------|------------------|-----------------|-------------|-----|------------------|-----------------|
|      | New             | Prt. | Improvement     | Prt. | New             | Prt. | Improvement    | Prt. | New             | Prt. | Improvement     | Prt. | Prt.        | New Single Det. | #   | Prt. | Semi-Detached | #  | Prt.   | Mobile Home | #               | Prt. | New Apartment | #               | Prt.         | New Rowhouse | #               | Prt.         | New Townhouse | #              | Prt.   | Improvement    | Prt.           | Garage         | # of Dwellings   | Prts.        | Value (\$)      |                  |                 |             |     |                  |                 |
| 2018 | \$1,523,795.00  | 4    | \$4,297,845.00  | 29   | \$0.00          | 0    | \$12,000.00    | 1    | \$0.00          | 0    | \$1,825,866.00  | 8    | 28          | \$8,581,000.00  | 28  | 0    | \$0.00        | 0  | \$0.00 | 0           | \$0.00          | 0    | \$0.00        | 0               | \$0.00       | 0            | \$0.00          | 0            | \$0.00        | 0              | \$0.00 | 0              | \$0.00         | 0              | \$0.00           | 0            | 84              | \$1,380,200.00   | 3               | \$72,000.00 | 28  | 157              | \$17,692,706.00 |
| 2017 | \$1,848,000.00  | 5    | \$6,812,660.00  | 46   | \$1,850,000.00  | 2    | \$476,098.15   | 5    | \$674,000.00    | 1    | \$760,000.00    | 2    | 51          | \$16,321,900.00 | 51  | 0    | \$0.00        | 0  | \$0.00 | 0           | \$0.00          | 0    | \$0.00        | 0               | \$0.00       | 0            | \$1,545,000.00  | 8            | 1             | \$465,000.00   | 4      | 89             | \$1,020,460.00 | 6              | \$121,500.00     | 63           | 212             | \$40,732,618.15  |                 |             |     |                  |                 |
| 2016 | \$4,858,293.00  | 7    | \$5,887,433.00  | 35   | \$2,400,000.00  | 5    | \$384,000.00   | 5    | \$0.00          | 0    | \$4,580,000.00  | 3    | 51          | \$16,125,057.00 | 51  | 0    | \$0.00        | 0  | \$0.00 | 0           | \$85,000.00     | 1    | 0             | \$0.00          | 0            | \$0.00       | 1               | \$860,000.00 | 6             | 0              | \$0.00 | 0              | 141            | \$1,629,521.00 | 8                | \$175,452.00 | 58              | 257              | \$36,784,756.00 |             |     |                  |                 |
| 2015 | \$36,380,121.00 | 27   | \$12,764,942.00 | 50   | \$9,579,783.00  | 7    | \$450,030.00   | 3    | \$0.00          | 0    | \$14,492,183.00 | 6    | 107         | \$36,733,668.00 | 107 | 0    | \$0.00        | 0  | \$0.00 | 0           | \$0.00          | 0    | \$0.00        | 0               | \$0.00       | 0            | \$1,000,000.00  | 9            | 2             | \$1,200,000.00 | 8      | 172            | \$6,414,697.61 | 12             | \$255,000.00     | 124          | 375             | \$119,270,424.61 |                 |             |     |                  |                 |
| 2014 | \$36,105,414.00 | 17   | \$8,760,278.00  | 37   | \$19,218,290.50 | 11   | \$1,217,000.00 | 3    | \$90,000.00     | 1    | \$3,294,000.00  | 4    | 254         | \$68,331,474.00 | 245 | 0    | \$0.00        | 0  | \$0.00 | 0           | \$372,000.00    | 3    | 6             | \$25,358,000.00 | 300          | 2            | \$1,400,000.00  | 16           | 9             | \$4,137,218.00 | 36     | 217            | \$4,247,205.00 | 44             | \$204,000.00     | 600          | 599             | \$172,734,879.50 |                 |             |     |                  |                 |
| 2013 | \$56,345,014.42 | 15   | \$16,718,307.00 | 52   | \$21,371,379.00 | 17   | \$2,985,404.00 | 10   | \$9,000,000.00  | 1    | \$657,651.00    | 7    | 241         | \$64,885,874.00 | 245 | 0    | \$0.00        | 0  | \$0.00 | 0           | \$404,000.00    | 3    | 0             | \$0.00          | 0            | \$0.00       | 0               | \$0.00       | 0             | \$0.00         | 0      | \$0.00         | 0              | \$0.00         | 0                | 199          | \$1,440,943.87  | 11               | \$243,716.00    | 384         | 585 | \$188,409,162.29 |                 |
| 2012 | \$10,380,900.00 | 11   | \$6,739,590.00  | 44   | \$13,130,000.00 | 15   | \$7,473,610.00 | 14   | \$45,981,995.00 | 7    | \$1,331,847.00  | 7    | 253         | \$65,842,990.00 | 253 | 0    | \$0.00        | 0  | \$0.00 | 0           | \$800,000.00    | 8    | 5             | \$21,400,000.00 | 206          | 24           | \$13,504,107.00 | 115          | 1             | \$624,077.00   | 4      | 182            | \$1,377,717.00 | 12             | \$285,301.00     | 586          | 583             | \$188,772,134.00 |                 |             |     |                  |                 |
| 2011 | \$11,167,059.00 | 17   | \$7,150,574.00  | 42   | \$25,931,706.00 | 27   | \$521,500.00   | 4    | \$57,541,220.00 | 10   | \$1,210,229.00  | 6    | 234         | \$59,614,276.00 | 234 | 4    | \$0.00        | 0  | \$0.00 | 0           | \$1,004,151.00  | 8    | 1             | \$4,095,000.00  | 63           | 6            | \$6,822,325.00  | 50           | 3             | \$3,643,000.00 | 18     | 198            | \$1,314,344.00 | 22             | \$310,188.00     | 373          | 578             | \$180,325,572.00 |                 |             |     |                  |                 |
| 2010 | \$26,663,773.00 | 10   | \$6,615,408.00  | 56   | \$19,983,378.00 | 9    | \$1,068,065.00 | 6    | \$118,000.00    | 3    | \$6,230,023.00  | 12   | 180         | \$44,756,679.00 | 180 | 1    | \$435,000.00  | 2  | \$0.00 | 0           | \$641,630.00    | 5    | 0             | \$0.00          | 0            | \$0.00       | 0               | \$0.00       | 0             | \$0.00         | 0      | \$0.00         | 0              | \$0.00         | 0                | 238          | \$2,016,103.00  | 22               | \$286,381.00    | 219         | 546 | \$112,464,215.00 |                 |
| 2009 | \$6,953,000.00  | 6    | \$12,225,290.00 | 31   | \$975,000.00    | 1    | \$1,163,300.00 | 6    | \$1,363,000.00  | 2    | \$110,800.00    | 4    | 81          | \$18,016,975.00 | 81  | 0    | \$0.00        | 0  | \$0.00 | 0           | \$660,000.00    | 6    | 1             | \$3,600,000.00  | 24           | 0            | \$0.00          | 0            | \$0.00        | 0              | \$0.00 | 0              | 3              | \$471,590.00   | 3                | 230          | \$1,832,793.00  | 24               | \$366,355.00    | 114         | 383 | \$47,738,303.00  |                 |
| 2008 | \$8,229,810.00  | 15   | \$8,097,150.00  | 45   | \$5,189,909.00  | 6    | \$329,820.00   | 2    | \$0.00          | 0    | \$3,857,184.00  | 9    | 142         | \$33,857,028.73 | 142 | 0    | \$0.00        | 0  | \$0.00 | 0           | \$131,000.00    | 1    | 5             | \$24,822,011.00 | 181          | 3            | \$1,901,920.00  | 14           | 2             | \$7,355,260.00 | 42     | \$2,408,840.00 | 5              | \$76,620.00    | 380              | 502          | \$96,055,552.73 |                  |                 |             |     |                  |                 |
| 2007 | \$21,023,000.00 | 13   | \$13,405,400.00 | 45   | \$5,330,000.00  | 9    | \$4,698,100.00 | 10   | \$0.00          | 0    | \$2,840,421.00  | 7    | 254         | \$53,675,345.27 | 254 | 0    | \$0.00        | 0  | \$0.00 | 0           | \$0.00          | 0    | 3             | \$8,700,000.00  | 65           | 3            | \$5,787,318.27  | 65           | 0             | \$0.00         | 0      | 283            | \$2,202,077.86 | 41             | \$469,109.03     | 386          | 669             | \$118,627,261.43 |                 |             |     |                  |                 |
| 2006 | \$5,541,130.00  | 10   | \$7,284,085.24  | 35   | \$9,916,754.50  | 14   | \$739,000.00   | 6    | \$6,591,758.60  | 3    | \$8,900,517.00  | 5    | 260         | \$51,605,457.27 | 260 | 4    | 1,052,773.00  | 2  | \$0.00 | 0           | \$10,642,100.00 | 139  | 1             | \$1,848,000.00  | 14           | 2            | \$7,537,500.00  | 75           | 185           | \$4,227,143.23 | 29     | \$407,850.00   | 494            | 562            | \$116,194,068.84 |              |                 |                  |                 |             |     |                  |                 |
| 2005 | \$12,221,000.00 | 5    | \$4,754,800.00  | 32   | \$15,569,701.00 | 19   | \$2,110,245.00 | 12   | \$26,847,000.00 | 2    | \$1,485,500.00  | 4    | 262         | \$40,347,884.00 | 262 | 1    | 2,288,000.00  | 22 | \$0.00 | 0           | \$0.00          | 0    | 5             | \$10,967,000.00 | 158          | 3            | \$4,480,000.00  | 62           | 0             | \$0.00         | 0      | \$0.00         | 0              | 129            | \$1,210,745.00   | 31           | \$252,902.00    | 504              |                 |             |     |                  |                 |

## 2018 ALBERTA VS. SASKATCHEWAN PERMIT TOTALS

### Alberta

|              | Residential |                       |           | Prt       | Improvement \$      | Prt      | Garage \$     | Prt       | Commercial \$         | Prt      | Industrial \$      | Prt      | Institutional \$    |
|--------------|-------------|-----------------------|-----------|-----------|---------------------|----------|---------------|-----------|-----------------------|----------|--------------------|----------|---------------------|
|              | Prt         | New Dwelling \$       | #         |           |                     |          |               |           |                       |          |                    |          |                     |
| January      | 0           | \$0.00                | 0         | 3         | \$55,000.00         | 0        | \$0.00        | 3         | \$295,000.00          | 0        | \$0.00             | 0        | \$0.00              |
| February     | 3           | \$1,079,000.00        | 3         | 3         | \$96,000.00         | 0        | \$0.00        | 2         | \$129,000.00          | 0        | \$0.00             | 0        | \$0.00              |
| March        | 0           | \$0.00                | 0         | 4         | \$16,000.00         | 0        | \$0.00        | 6         | \$1,075,900.00        | 0        | \$0.00             | 1        | \$40,000.00         |
| April        | 3           | \$1,140,000.00        | 3         | 1         | \$20,000.00         | 0        | \$0.00        | 2         | \$582,447.00          | 0        | \$0.00             | 0        | \$0.00              |
| May          | 2           | \$560,000.00          | 2         | 6         | \$16,500.00         | 0        | \$0.00        | 1         | \$280,000.00          | 0        | \$0.00             | 0        | \$0.00              |
| June         | 7           | \$2,255,000.00        | 7         | 10        | \$63,300.00         | 0        | \$0.00        | 3         | \$181,000.00          | 1        | \$12,000.00        | 1        | \$101,400.00        |
| July         | 3           | \$1,062,000.00        | 3         | 11        | \$315,500.00        | 0        | \$0.00        | 2         | \$223,660.00          | 0        | \$0.00             | 2        | \$17,000.00         |
| August       | 2           | \$485,000.00          | 2         | 7         | \$38,700.00         | 0        | \$0.00        | 6         | \$1,178,000.00        | 0        | \$0.00             | 1        | \$430,000.00        |
| September    | 1           | \$400,000.00          | 1         | 7         | \$240,800.00        | 0        | \$0.00        | 3         | \$409,538.00          | 0        | \$0.00             | 0        | \$0.00              |
| October      | 0           | \$0.00                | 0         | 0         | \$0.00              | 0        | \$0.00        | 0         | \$0.00                | 0        | \$0.00             | 0        | \$0.00              |
| November     | 0           | \$0.00                | 0         | 0         | \$0.00              | 0        | \$0.00        | 0         | \$0.00                | 0        | \$0.00             | 0        | \$0.00              |
| December     | 0           | \$0.00                | 0         | 0         | \$0.00              | 0        | \$0.00        | 0         | \$0.00                | 0        | \$0.00             | 0        | \$0.00              |
| <b>Total</b> | <b>21</b>   | <b>\$6,981,000.00</b> | <b>21</b> | <b>52</b> | <b>\$861,800.00</b> | <b>0</b> | <b>\$0.00</b> | <b>28</b> | <b>\$4,354,545.00</b> | <b>1</b> | <b>\$12,000.00</b> | <b>5</b> | <b>\$588,400.00</b> |

| Total Permits |                        |           |
|---------------|------------------------|-----------|
| Permits       | Value \$               | Dwellings |
| 6             | \$350,000.00           | 0         |
| 8             | \$1,304,000.00         | 3         |
| 11            | \$1,131,900.00         | 0         |
| 6             | \$1,742,447.00         | 3         |
| 9             | \$856,500.00           | 2         |
| 22            | \$2,612,700.00         | 7         |
| 18            | \$1,618,160.00         | 3         |
| 16            | \$2,131,700.00         | 2         |
| 11            | \$1,050,338.00         | 1         |
| 0             | \$0.00                 | 0         |
| 0             | \$0.00                 | 0         |
| 0             | \$0.00                 | 0         |
| <b>107</b>    | <b>\$12,797,745.00</b> | <b>21</b> |

% of Total Permits    68.15%    72.33%    75.00%

### Monthly Totals

|                     | Prts       | Value \$               | Dwell #   |
|---------------------|------------|------------------------|-----------|
| January             | 13         | \$605,000.00           | 1         |
| February            | 12         | \$1,572,500.00         | 4         |
| March               | 12         | \$1,631,900.00         | 0         |
| April               | 11         | \$1,989,447.00         | 4         |
| May                 | 17         | \$2,026,966.00         | 5         |
| June                | 31         | \$2,932,000.00         | 8         |
| July                | 25         | \$3,133,560.00         | 3         |
| August              | 22         | \$2,627,995.00         | 2         |
| September           | 14         | \$1,173,338.00         | 1         |
| October             | 0          | \$0.00                 | 0         |
| November            | 0          | \$0.00                 | 0         |
| December            | 0          | \$0.00                 | 0         |
| <b>Year To Date</b> | <b>157</b> | <b>\$17,692,706.00</b> | <b>28</b> |

### Saskatchewan

|              | Residential |                       |          | Prt       | Improvement \$      | Prt      | Garage \$          | Prt      | Commercial \$         | Prt      | Industrial \$ | Prt      | Institutional \$      |
|--------------|-------------|-----------------------|----------|-----------|---------------------|----------|--------------------|----------|-----------------------|----------|---------------|----------|-----------------------|
|              | Prt         | New Dwelling \$       | #        |           |                     |          |                    |          |                       |          |               |          |                       |
| January      | 1           | \$180,000.00          | 1        | 5         | \$35,000.00         | 0        | \$0.00             | 1        | \$40,000.00           | 0        | \$0.00        | 0        | \$0.00                |
| February     | 1           | \$155,000.00          | 1        | 3         | \$113,500.00        | 0        | \$0.00             | 0        | \$0.00                | 0        | \$0.00        | 0        | \$0.00                |
| March        | 0           | \$0.00                | 0        | 0         | \$0.00              | 0        | \$0.00             | 0        | \$0.00                | 0        | \$0.00        | 1        | \$500,000.00          |
| April        | 1           | \$225,000.00          | 1        | 4         | \$22,000.00         | 0        | \$0.00             | 0        | \$0.00                | 0        | \$0.00        | 0        | \$0.00                |
| May          | 3           | \$865,000.00          | 3        | 4         | \$168,000.00        | 0        | \$0.00             | 0        | \$0.00                | 0        | \$0.00        | 1        | \$137,466.00          |
| June         | 1           | \$175,000.00          | 1        | 7         | \$40,000.00         | 0        | \$0.00             | 1        | \$104,300.00          | 0        | \$0.00        | 0        | \$0.00                |
| July         | 0           | \$0.00                | 0        | 3         | \$18,400.00         | 2        | \$47,000.00        | 1        | \$850,000.00          | 0        | \$0.00        | 1        | \$600,000.00          |
| August       | 0           | \$0.00                | 0        | 4         | \$98,500.00         | 1        | \$25,000.00        | 1        | \$372,795.00          | 0        | \$0.00        | 0        | \$0.00                |
| September    | 0           | \$0.00                | 0        | 2         | \$23,000.00         | 0        | \$0.00             | 1        | \$100,000.00          | 0        | \$0.00        | 0        | \$0.00                |
| October      | 0           | \$0.00                | 0        | 0         | \$0.00              | 0        | \$0.00             | 0        | \$0.00                | 0        | \$0.00        | 0        | \$0.00                |
| November     | 0           | \$0.00                | 0        | 0         | \$0.00              | 0        | \$0.00             | 0        | \$0.00                | 0        | \$0.00        | 0        | \$0.00                |
| December     | 0           | \$0.00                | 0        | 0         | \$0.00              | 0        | \$0.00             | 0        | \$0.00                | 0        | \$0.00        | 0        | \$0.00                |
| <b>Total</b> | <b>7</b>    | <b>\$1,600,000.00</b> | <b>7</b> | <b>32</b> | <b>\$518,400.00</b> | <b>3</b> | <b>\$72,000.00</b> | <b>5</b> | <b>\$1,467,095.00</b> | <b>0</b> | <b>\$0.00</b> | <b>3</b> | <b>\$1,237,466.00</b> |

| Total Permits |                       |           |
|---------------|-----------------------|-----------|
| Permits       | Value \$              | Dwellings |
| 7             | \$255,000.00          | 1         |
| 4             | \$268,500.00          | 1         |
| 1             | \$500,000.00          | 0         |
| 5             | \$247,000.00          | 1         |
| 8             | \$1,170,466.00        | 3         |
| 9             | \$319,300.00          | 1         |
| 7             | \$1,515,400.00        | 0         |
| 6             | \$496,295.00          | 0         |
| 3             | \$123,000.00          | 0         |
| 0             | \$0.00                | 0         |
| 0             | \$0.00                | 0         |
| 0             | \$0.00                | 0         |
| <b>50</b>     | <b>\$4,894,961.00</b> | <b>7</b>  |

% of Total Permits    31.85%    27.67%    25.00%



157

Permits issued  
in 2018



\$17,692,706

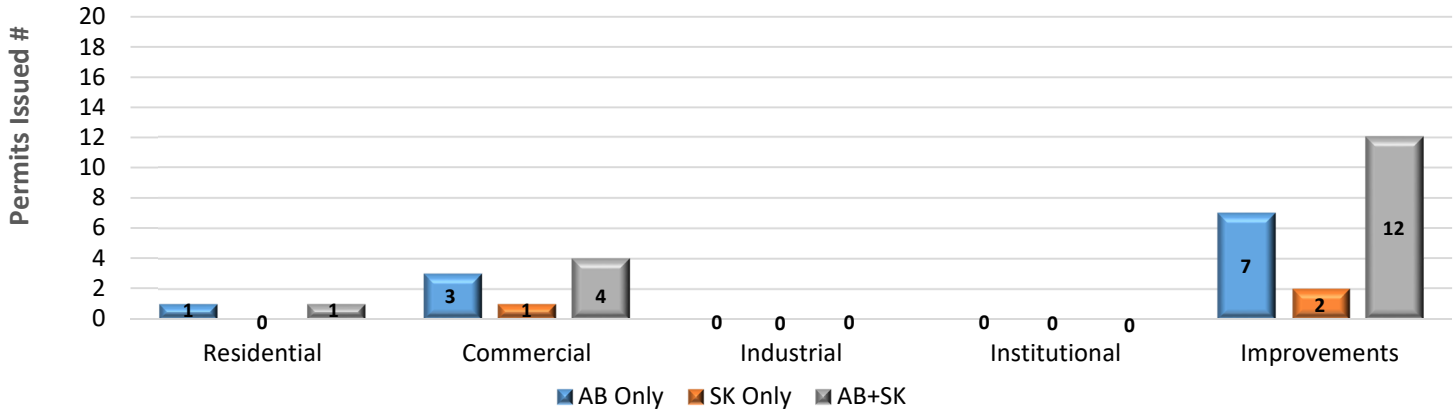
Permit value in  
2018



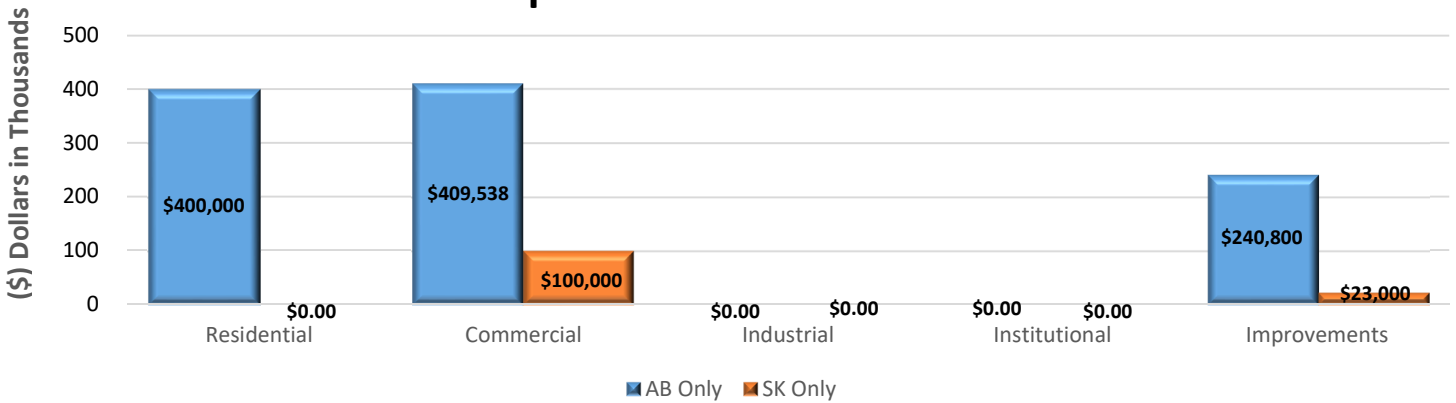
28

New Dwellings  
in 2018

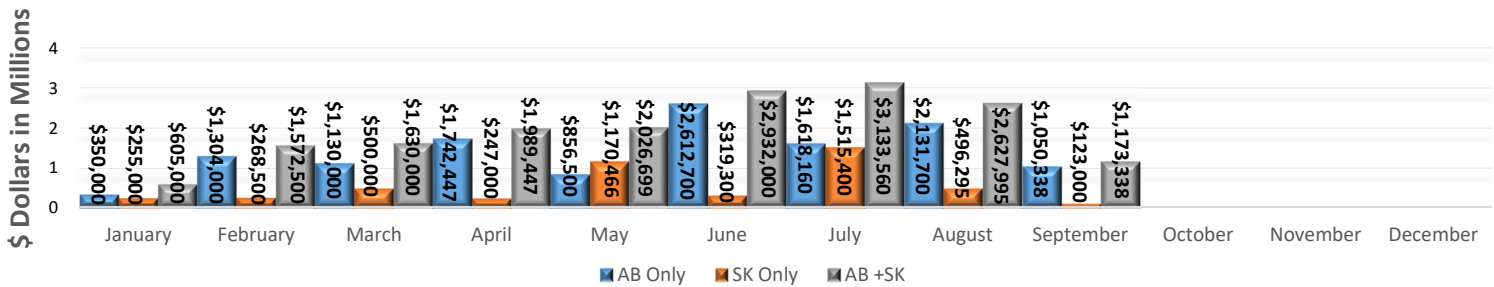
### September 2018 - Permits Issued



### September 2018 Permit Values



### 2018 Permit Values Total



| Year               | 2014          | 2015          | 2016         | 2017         | 2018         |
|--------------------|---------------|---------------|--------------|--------------|--------------|
| # of Permits       | 599           | 375           | 257          | 212          | 157          |
| Permit Value       | \$172,734,879 | \$119,270,424 | \$36,784,756 | \$40,732,618 | \$17,692,706 |
| # of New Dwellings | 590           | 124           | 58           | 63           | 28           |

## September 2018

| Permit Number | Project Information | Type of Work         | Construction Value Total | Construction Location | Lot/Block/Plan            |
|---------------|---------------------|----------------------|--------------------------|-----------------------|---------------------------|
| <b>AB</b>     |                     |                      |                          |                       |                           |
| LYDB015118LD  | Commercial          | New Construction     | \$ 162,993.50            | 5635 44 Street        | 1 762 1667                |
| LYDB014618LD  | Commercial          | Renovation           | \$ 228,544.50            | 3606 50 Avenue        | 24 X 132 2349             |
| LYDB015518LD  | Commercial          | Renovation           | \$ 18,000.00             | 5308 57 Street        | B 63B 022 6718            |
|               | <b>3</b>            | <b>AB TOTAL</b>      | <b>\$409,538.00</b>      |                       |                           |
| LYDB015618LD  | Residential         | New Construction     | \$ 400,000.00            | 1306 59B Avenue       | 31 15 172 2062            |
|               | <b>1</b>            | <b>AB TOTAL</b>      | <b>\$400,000.00</b>      |                       |                           |
| LYDB015418LD  | Residential         | New Window           | \$ 700.00                | 5510 38 Street        | 15 69 3021 TR             |
| LYDB015318LD  | Residential         | Deck                 | \$ 2,000.00              | 2309 59A Avenue Close | 6 1 022 5609              |
| LYDB015718LD  | Residential         | Deck                 | \$ 5,000.00              | 1816 61 Avenue        | 9 14 132 4845             |
| LYDB015918LD  | Residential         | Deck                 | \$ 3,100.00              | 1702 63 Avenue        | 12 17 142 4772            |
| LYDB014718LD  | Residential         | Covered Deck         | \$ 7,000.00              | 20 - 2715 73 Avenue   | Unit 20 Condo Pl 112 2271 |
| LYDB015818LD  | Residential         | Basement Development | \$ 23,000.00             | 1702 63 Avenue        | 12 17 142 4772            |
| LYDB014818LD  | Residential         | Home Exterior Reno   | \$ 200,000.00            | 6001 33 Street        | 19 1 962 3371             |
|               | <b>7</b>            | <b>AB TOTAL</b>      | <b>\$240,800.00</b>      |                       |                           |
|               | <b>11</b>           | <b>AB TOTAL</b>      | <b>\$1,050,338.00</b>    |                       |                           |
| <b>SK</b>     |                     |                      |                          |                       |                           |
| LYDB005518LD  | Commercial          | Office Renovation    | \$ 100,000.00            | 5106 49 Avenue        | 15A-19 4 B1271            |
|               | <b>1</b>            | <b>SK TOTAL</b>      | <b>\$100,000.00</b>      |                       |                           |
| LYDB016018LD  | Residential         | Basement Development | \$ 20,000.00             | 4741 14 Street        | 48 5 102071999            |
| LYDB013418LD  | Residential         | Deck                 | \$ 3,000.00              | 4206 34 Street        | 12 2 102113659            |
|               | <b>2</b>            | <b>SK TOTAL</b>      | <b>\$ 23,000.00</b>      |                       |                           |
|               | <b>3</b>            | <b>SK TOTAL</b>      | <b>\$123,000.00</b>      |                       |                           |

|                                  |                          |                        |                      |
|----------------------------------|--------------------------|------------------------|----------------------|
| <b>14<br/>PERMITS<br/>ISSUED</b> | <b>SK TOTAL</b>          | <b>\$ 123,000.00</b>   | <b>3 SK PERMIT</b>   |
|                                  | <b>AB TOTAL</b>          | <b>\$ 1,050,338.00</b> | <b>11 AB PERMITS</b> |
|                                  | <b>AB + SK<br/>TOTAL</b> | <b>\$1,173,338.00</b>  |                      |