

City of Lloydminster 2026 Building Statistics

Year To Date

Month	Commercial				Industrial				Institutional				Residential												Permit Total															
	New	Prt.	Improvement	Prt.	New	Prt.	Improvement	Prt.	New	Prt.	Improvement	Prt.	Prt.	New Single Det.	#	Prt.	Semi-Detached/ Duplex	#	Prt.	Mobile Home	#	Prt.	New Apartment/ Garden Suite/Basement Suite	#	Prt.	New Rowhouse	#	Prt.	New Townhouse	#	Prt.	Improvement	Prt.	Garage	# of Dwellings	Prts.	Value (\$)			
January	\$0.00	0	\$1,925,000.00	5	\$0.00	0	\$15,000.00	1	\$0.00	0	\$0.00	0	1	\$420,000.00	1	0	\$0.00	0	0	\$0.00	0	0	1	\$45,000.00	1	0	\$0.00	0	0	\$0.00	0	3	\$61,179.89	0	\$0.00	2	11	\$2,466,179.89		
February	\$0.00	0	\$0.00	0	\$0.00	0	\$100,000.00	1	\$0.00	0	\$0.00	0	2	\$1,075,000.00	2	0	\$0.00	0	0	\$0.00	0	0	0	\$0.00	0	0	\$0.00	0	0	\$0.00	0	1	\$33,000.00	0	\$0.00	2	4	\$1,208,000.00		
March	\$0.00	0	\$700,000.00	2	\$0.00	0	\$100,000.00	1	\$0.00	0	\$0.00	0	3	\$1,625,000.00	3	0	\$0.00	0	0	\$0.00	0	0	0	\$0.00	0	0	\$0.00	0	0	\$0.00	0	0	\$54,278.00	3	\$0.00	3	9	\$2,479,278.00		
April	\$2,495,351.00	2	\$315,000.00	3	\$0.00	0	\$0.00	0	\$0.00	0	\$0.00	0	4	\$2,025,000.00	4	0	\$0.00	0	0	\$0.00	0	0	0	\$0.00	1	\$900,000.00	4	0	\$0.00	0	0	\$0.00	0	5	\$106,996.60	0	\$0.00	8	15	\$5,842,349.60
May	\$0.00	0	\$470,700.00	3	\$0.00	0	\$1,675,000.00	3	\$0.00	0	\$113,707.88	1	5	\$2,650,000.00	5	0	\$0.00	0	0	\$0.00	0	0	0	\$0.00	0	0	\$0.00	0	0	\$0.00	0	12	\$352,748.59	0	\$0.00	5	24	\$5,199,156.47		
June	\$0.00	0	\$642,000.00	5	\$0.00	0	\$0.00	0	\$0.00	0	\$0.00	0	2	\$910,000.00	2	0	\$0.00	0	0	\$0.00	0	2	\$12,100,000.00	83	2	\$1,720,000.00	7	0	\$0.00	0	5	\$585,740.21	2	\$53,000.00	92	18	\$16,010,740.21			
July	\$0.00	0	\$0.00	0	\$0.00	0	\$0.00	0	\$0.00	0	\$0.00	0	0	\$0.00	0	0	\$0.00	0	0	\$0.00	0	0	0	\$0.00	0	0	\$0.00	0	0	\$0.00	0	0	\$0.00	0	0	\$0.00	0	\$0.00		
August	\$0.00	0	\$0.00	0	\$0.00	0	\$0.00	0	\$0.00	0	\$0.00	0	0	\$0.00	0	0	\$0.00	0	0	\$0.00	0	0	0	\$0.00	0	0	\$0.00	0	0	\$0.00	0	0	\$0.00	0	0	\$0.00	0	\$0.00		
September	\$0.00	0	\$0.00	0	\$0.00	0	\$0.00	0	\$0.00	0	\$0.00	0	0	\$0.00	0	0	\$0.00	0	0	\$0.00	0	0	0	\$0.00	0	0	\$0.00	0	0	\$0.00	0	0	\$0.00	0	0	\$0.00	0	\$0.00		
October	\$0.00	0	\$0.00	0	\$0.00	0	\$0.00	0	\$0.00	0	\$0.00	0	0	\$0.00	0	0	\$0.00	0	0	\$0.00	0	0	0	\$0.00	0	0	\$0.00	0	0	\$0.00	0	0	\$0.00	0	0	\$0.00	0	\$0.00		
November	\$0.00	0	\$0.00	0	\$0.00	0	\$0.00	0	\$0.00	0	\$0.00	0	0	\$0.00	0	0	\$0.00	0	0	\$0.00	0	0	0	\$0.00	0	0	\$0.00	0	0	\$0.00	0	0	\$0.00	0	0	\$0.00	0	\$0.00		
December	\$0.00	0	\$0.00	0	\$0.00	0	\$0.00	0	\$0.00	0	\$0.00	0	0	\$0.00	0	0	\$0.00	0	0	\$0.00	0	0	0	\$0.00	0	0	\$0.00	0	0	\$0.00	0	0	\$0.00	0	0	\$0.00	0	\$0.00		
Totals	\$2,495,351.00	2	\$3,989,700.00	18	\$0.00	0	\$1,890,000.00	6	\$0.00	0	\$113,707.88	1	17	\$8,705,000.00	17	0	\$0.00	0	1	\$0.00	0	3	\$12,145,000.00	84	3	\$2,620,000.00	11	0	\$0.00	0	26	\$1,193,945.29	5	\$53,000.00	112	82	\$33,205,704.17			

Year To Year Totals

Year	Commercial				Industrial				Institutional				Residential												Permit Total													
	New	Prt.	Improvement	Prt.	New	Prt.	Improvement	Prt.	New	Prt.	Improvement	Prt.	Prt.	New Single Det.	#	Prt.	Semi-Detached	#	Prt.	Mobile Home	#	Prt.	New Apartment	#	Prt.	New Rowhouse	#	Prt.	New Townhouse	#	Prt.	Improvement	Prt.	Garage	# of Dwellings	Prts.	Value (\$)	
2026	\$2,495,351.00	2	\$3,989,700.00	18	\$0.00	0	\$1,890,000.00	6	\$0.00	0	\$113,707.88	1	17	\$8,705,000.00	17	0	\$0.00	0	1	\$0.00	0	3	\$12,145,000.00	84	3	\$2,620,000.00	11	0	\$0.00	0	26	\$1,193,945.29	5	\$53,000.00	112	82	\$33,205,704.17	
2025	\$38,020,604.00	6	\$2,902,693.10	56	\$970,000.00	2	\$2,380,000.00	6	\$0.00	0	\$2,367,006.00	6	34	\$20,036,000.00	34	0	\$0.00	0	1	\$158,100.00	1	0	1	\$10,000.00	1	3	\$2,420,000.00	10	0	\$0.00	0	26	\$1,876,017.24	9	\$199,324.46	46	205	\$89,340,344.34
2024	\$ 3,158,850.00	6	\$ 5,115,926.00	24	\$ 7,142,420.00	4	\$ 3,334,870.00	8	0	0	\$ 3,780,524.00	6	40	\$ 18,321,000.00	42	0	\$0.00	0	0	\$0.00	0	0	0	\$90,000.00	4	0	\$0.00	0	0	\$0.00	0	63	\$ 3,034,874.00	5	\$154,000.00	46	160	\$ 44,132,464.00
2023	\$21,214,162.00	5	\$10,429,328.00	35	\$0.00	0	\$311,757.00	3	\$74,045,000.00	1	\$3,145,374.00	5	19	\$9,137,590.00	19	1	\$350,000.00	2	1	\$100,000.00	1	0	0	\$0.00	0	0	\$0.00	0	0	\$0.00	0	42	\$1,176,793.00	11	\$90,000.00	22	123	\$120,000,004.00
2022	\$2,080,000.00	3	\$4,975,071.00	36	\$1,881,000.00	2	\$219,000.00	2	\$0.00	0	\$26,180,000.00	2	34	\$14,240,346.00	34	2	\$300,000.00	4	0	\$0.00	0	0	\$0.00	0	18	\$11,960,000.00	91	0	\$0.00	0	58	\$3,554,265.00	13	\$175,000.00	129	170	\$65,564,682.00	
2021	\$12,905,000.00	3	\$12,883,594.00	73	\$4,311,394.00	2	\$4,735,000.00	5	\$7,100,000.00	1	\$16,111,080.00	4	28	\$11,234,000.00	30	1	\$430,000.00	2	0	\$0.00	0	0	\$0.00	0	0	\$0.00	0	0	\$0.00	0	52	\$1,873,622.00	20	\$150,000.00	32	189	\$71,633,690.00	
2020	\$3,585,000.00	4	\$4,577,330.00	20	\$3,900,000.00	2	\$0.00	0	\$0.00	0	\$835,140.00	6	24	\$7,363,383.00	24	0	\$0.00	0	0	\$0.00	0	0	\$0.00	0	1	\$560,000.00	4	0	\$0.00	0	83	\$1,113,024.00	9	\$146,000.00	28	149	\$22,079,877.00	
2019	\$5,875,273.50	4	\$5,461,401.29	31	\$1,900,000.00	2	\$88,000.00	3	\$0.00	0	\$1,992,500.00	6	18	\$5,688,500.00	18	0	\$0.00	0	0	\$0.00	0	0	\$0.00	0	5	\$3,023,276.00	16	0	\$0.00	0	80	\$1,049,400.00	2	\$75,000.00	40	143	\$25,153,350.79	
2018	\$2,523,795.00	5	\$6,099,045.00	42	\$0.00	0	\$887,000.00	3	\$0.00	0	\$1,825,866.00	8	38	\$12,041,000.00	38	0	\$0.00	0	0	\$0.00	0	0	\$0.00	0	0	\$0.00	0	0	\$0.00	0	94	\$1,616,700.00	4	\$97,000.00	38	194	\$25,090,406.00	
2017	\$10,848,000.00	5	\$9,812,660.00	46	\$1,650,000.00	2	\$4,796,598.15	5	\$674,000.00	1	\$760,000.00	2	51	\$16,321,900.00	51	0	\$0.00	0	0	\$0.00	0	0	\$0.00	0	0	\$1,545,000.00	8	1	\$465,000.00	4	89	\$1,020,460.00	6	\$121,500.00	63	212	\$40,732,618.15	
2016	\$4,858,293.00	7	\$5,687,433.00	35	\$2,400,000.00	5	\$384,000.00	5	\$0.00	0	\$4,580,000.00	3	51	\$18,126,057.00	51	0	\$0.00	0	1	\$85,000.00	1	0	0	\$0.00	0	1	\$880,000.00	6	0	\$0.00	0	141	\$1,629,531.00	8	\$176,452.00	58	257	\$36,754,756.00
2015	\$36,380,121.00	27	\$12,764,942.00	50	\$9,579,783.00	7	\$450,030.00	3	\$0.00	0	\$14,492,183.00	6	107	\$36,733,668.00	107	0	\$0.00	0	0	\$0.00	0	0	\$0.00	0	1	\$1,000,000.00	9	2	\$1,200,000.00	8	172	\$6,414,697.61	12	\$255,000.00	124	375	\$119,270,424.61	
2014	\$36,105,414.00	17	\$8,760,278.00	37	\$19,218,290.50	11	\$1,217,000.00	3	\$90,000.00	1	\$3,294,000.00	4	254	\$68,331,474.00	245	0	\$0.00	0	3	\$372,000.00	3	6	\$25,358,000.00	300	2	\$1,400,000.00	16	9	\$4,137,219.00	36	217	\$4,247,205.00	44	\$204,000.00	600	599	\$172,734,879.50	
2013	\$56,345,014.42	15	\$16,718,307.00	52	\$21,371,379.00	17	\$2,985,404.00	10	\$9,000,000.00	1	\$657,651.00	7	241	\$64,885,874.00	245	0	\$0.00	0	3	\$404,000.00	3	0	0	\$0.00	0	28	\$13,756,506.00	132	1	\$600,367.00	4	199	\$1,440,943.87	11	\$243,716.00	384	585	\$188,409,162.29
2012	\$10,380,900.00	11	\$6,739,590.00	44	\$13,130,000.00	15	\$7,473,610.00	14	\$45,981,995.00	7	\$1,331,847.00	7	253	\$65,842,990.00	253	0	\$0.00	0	8	\$800,000.00	4	5	\$21,400,000.00	206	24	\$13,504,107.00	115	1	\$524,077.00	4	182	\$1,377,717.00	12	\$265,301.00	586	583	\$188,772,134.00	
2011	\$11,167,059.00	10	\$7,150,574.00	42	\$25,931,706.00	27	\$521,300.00	4	\$57,541,220.00	10	\$1,210,229.00	6	234	\$59,614,276.00	234	0	\$0.00	0	0	\$0.00	0	0	0	\$4,095,000.00	63	6	\$6,822,325.00	50	3	\$3,643,000.00	18	198	\$1,314,344.00	22	\$310,188.00</			

2026 ALBERTA VS. SASKATCHEWAN PERMIT TOTALS

Alberta

Monthly Totals

	Residential			Prt	Commercial \$	Prt	Industrial \$	Prt	Institutional \$				
	Prt	New Dwelling \$	#							Improvement \$	Garage \$		
January	2	\$465,000.00	2	3	\$61,179.00	0	\$0.00	3	\$1,360,000.00	1	\$15,000.00	0	\$0.00
February	2	\$1,075,000.00	2	1	\$33,000.00	0	\$0.00	0	\$0.00	1	\$100,000.00	0	\$0.00
March	3	\$1,625,000.00	3	2	\$46,879.00	0	\$0.00	1	\$300,000.00	1	\$100,000.00	0	\$0.00
April	4	\$2,025,000.00	4	3	\$49,998.60	0	\$0.00	5	\$2,810,351.00	0	\$0.00	0	\$0.00
May	5	\$2,650,000.00	5	8	\$91,748.59	0	\$0.00	2	\$363,700.00	3	\$1,675,000.00	1	\$113,707.88
June	3	\$1,010,000.00	3	4	\$575,740.21	1	\$16,000.00	5	\$642,000.00	0	\$0.00	0	\$0.00
July	0	\$0.00	0	0	\$0.00	0	\$0.00	0	\$0.00	0	\$0.00	0	\$0.00
August	0	\$0.00	0	0	\$0.00	0	\$0.00	0	\$0.00	0	\$0.00	0	\$0.00
September	0	\$0.00	0	0	\$0.00	0	\$0.00	0	\$0.00	0	\$0.00	0	\$0.00
October	0	\$0.00	0	0	\$0.00	0	\$0.00	0	\$0.00	0	\$0.00	0	\$0.00
November	0	\$0.00	0	0	\$0.00	0	\$0.00	0	\$0.00	0	\$0.00	0	\$0.00
December	0	\$0.00	0	0	\$0.00	0	\$0.00	0	\$0.00	0	\$0.00	0	\$0.00
Total	19	\$8,850,000.00	19	21	\$858,545.40	1	\$16,000.00	16	\$5,476,051.00	6	\$1,890,000.00	1	\$113,707.88

Total Permits		
Permits	Value \$	Dwellings
9	\$1,901,179.00	2
4	\$1,208,000.00	2
7	\$2,071,879.00	3
12	\$4,885,349.60	4
19	\$4,894,156.47	5
13	\$2,243,740.21	3
0	\$0.00	0
0	\$0.00	0
0	\$0.00	0
0	\$0.00	0
0	\$0.00	0
0	\$0.00	0
0	\$0.00	0
0	\$0.00	0
64	\$17,204,304.28	19

	Prts	Value \$	Dwell #
January	11	\$2,466,179.00	2
February	4	\$1,208,000.00	2
March	9	\$2,479,278.00	3
April	15	\$5,843,349.60	8
May	24	\$5,199,156.47	5
June	18	\$16,010,740.21	92
July	0	\$0.00	0
August	0	\$0.00	0
September	0	\$0.00	0
October	0	\$0.00	0
November	0	\$0.00	0
December	0	\$0.00	0
Year To Date	81	\$33,206,703.28	112

% of Total Permits 79.01% 51.81% 16.96%

Saskatchewan

	Residential			Prt	Commercial \$	Prt	Industrial \$	Prt	Institutional \$				
	Prt	New Dwelling \$	#							Improvement \$	Garage \$		
January	0	\$0.00	0	0	\$0.00	0	\$0.00	2	\$565,000.00	0	\$0.00	0	\$0.00
February	0	\$0.00	0	0	\$0.00	0	\$0.00	0	\$0.00	0	\$0.00	0	\$0.00
March	0	\$0.00	0	1	\$7,399.00	0	\$0.00	1	\$400,000.00	0	\$0.00	0	\$0.00
April	1	\$900,000.00	4	2	\$58,000.00	0	\$0.00	0	\$0.00	0	\$0.00	0	\$0.00
May	0	\$0.00	0	4	\$261,000.00	0	\$0.00	1	\$44,000.00	0	\$0.00	0	\$0.00
June	3	\$13,720,000.00	89	1	\$10,000.00	1	\$37,000.00	0	\$0.00	0	\$0.00	0	\$0.00
July	0	\$0.00	0	0	\$0.00	0	\$0.00	0	\$0.00	0	\$0.00	0	\$0.00
August	0	\$0.00	0	0	\$0.00	0	\$0.00	0	\$0.00	0	\$0.00	0	\$0.00
September	0	\$0.00	0	0	\$0.00	0	\$0.00	0	\$0.00	0	\$0.00	0	\$0.00
October	0	\$0.00	0	0	\$0.00	0	\$0.00	0	\$0.00	0	\$0.00	0	\$0.00
November	0	\$0.00	0	0	\$0.00	0	\$0.00	0	\$0.00	0	\$0.00	0	\$0.00
December	0	\$0.00	0	0	\$0.00	0	\$0.00	0	\$0.00	0	\$0.00	0	\$0.00
Total	4	\$14,620,000.00	93	8	\$336,399.00	1	\$37,000.00	4	\$1,009,000.00	0	\$0.00	0	\$0.00

Total Permits		
Permits	Value \$	Dwellings
2	\$565,000.00	0
0	\$0.00	0
2	\$407,399.00	0
3	\$958,000.00	4
5	\$305,000.00	0
5	\$13,767,000.00	89
0	\$0.00	0
0	\$0.00	0
0	\$0.00	0
0	\$0.00	0
0	\$0.00	0
0	\$0.00	0
17	\$16,002,399.00	93

% of Total Permits 20.99% 48.19% 83.04%



18

Permits issued
In June



\$16,010,740

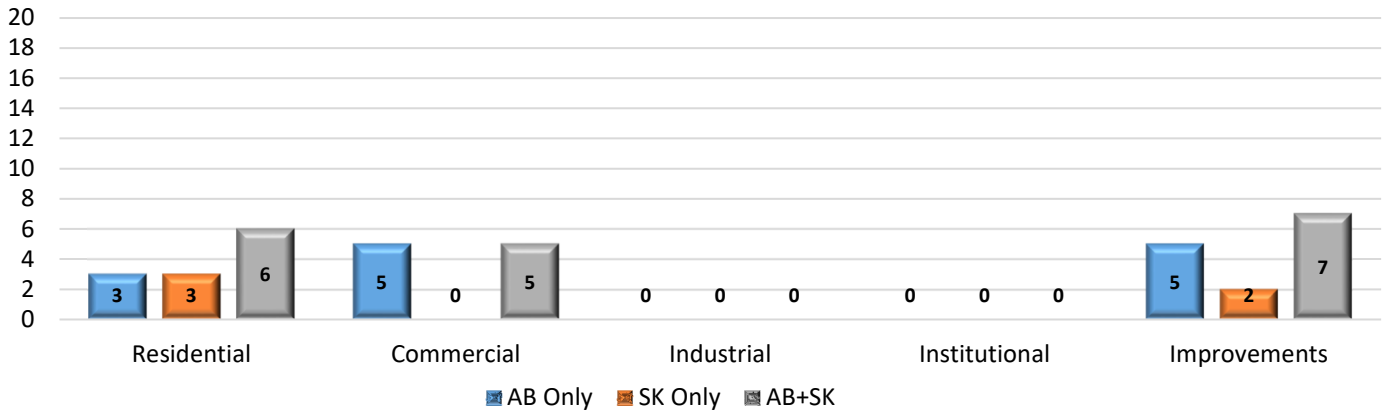
June
Construction Value



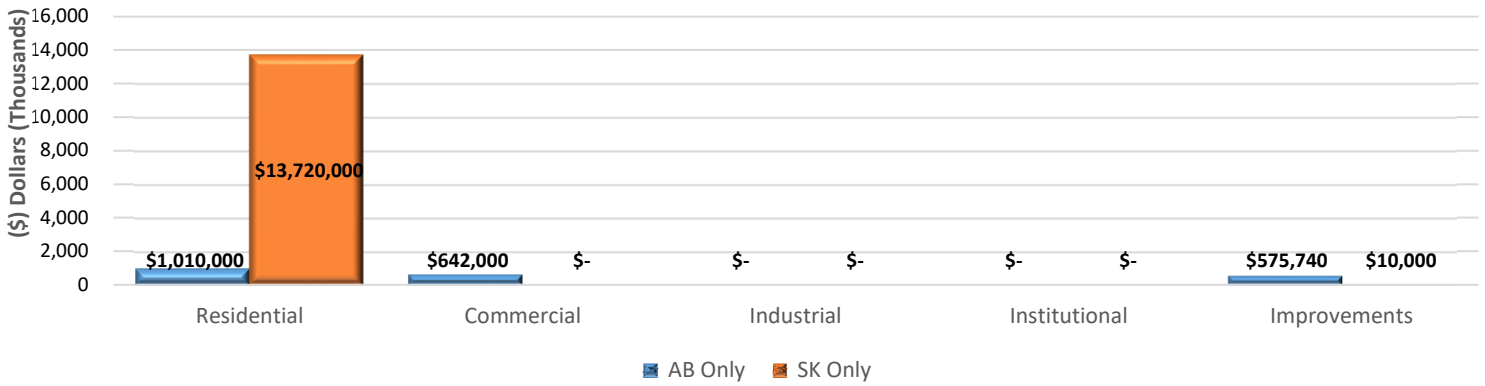
92

New Dwelling Units
issued in June

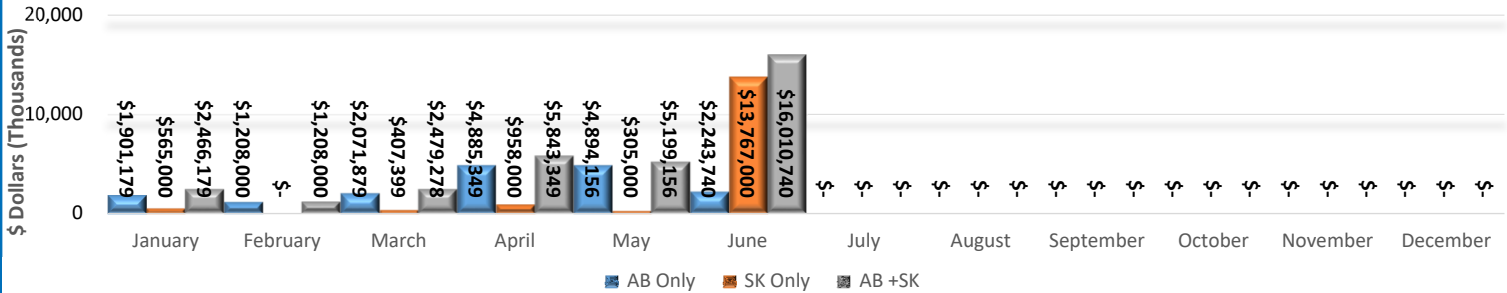
June 2026 - Permits Issued



June 2026 - Construction Values



2026 - Construction Values Total



Year	2022	2023	2024	2025	2026
# of Permits	170	123	160	205	81
Construction Value	\$65,564,682	\$120,000,004	\$44,132,464	\$89,340,344	\$33,206,703
# of New Dwelling Units	125	22	46	46	112

June 2026 - Permits Issued

Permit Number	Project Information	Type of Work	Construction Value Total	Construction Location	Lot/Block/Plan
AB					
LYDB008026MU	Residential	New Construction	\$ 600,000.00	3605 70 Ave	71 6 152 2663
LYDB006426MU	Residential	New Construction	\$ 310,000.00	1310 56 Ave	89 57 242 1583
LYDB007926MU	Residential	Basement Suite 1 Dwelling Unit	\$ 100,000.00	2914 57B Ave	15 38 792 2747
AB		2		\$1,010,000.00	
LYDB009026MU	Residential	Alternative Energy	\$ 10,740.21	5316 34 St	51 20 1679 TR
LYDB003826MU	Residential	Deck	\$ 60,000.00	2607 54 Ave	74 44 842 2231
LYDB008326MU	Residential	Deck	\$ 5,000.00	5504 29 St	15 41 812 0271
LYDB008826MU	Residential	Addition	\$ 500,000.00	5809 23 St	4 58 992 5407
LYDB004926MU	Residential	Garage	\$ 16,000.00	3107 49 Ave	17 4 73B00640
AB		6		\$691,740.21	
LYDB009426MU	Commercial	Renovation	\$ 200,000.00	103-7907 44 St	5 1 142 3737
LYDB008226MU	Commercial	Renovation	\$ 185,000.00	3704 51 Ave	4 12 112 5017
LYDB008426MU	Commercial	Accessory Building	\$ 5,000.00	1-3905 39 Ave	1 7 102413067
LYDB008526MU	Commercial	Renovation	\$ 200,000.00	112- 8120 44 St	4 4 152 4195
LYDB008926MU	Commercial	Renovation	\$ 52,000.00	6601 43 St	7A 3 094 1722
AB		5		\$642,000.00	
		13		AB TOTAL	
			\$2,343,740.21		
SK					
LYDB004626MU	Multi Family	New Construction 82 Dwelling Units	\$ 12,000,000.00	3015 41 Ave	1 8 102194276
LYDB005326MU	Multi Family	New Construction 3 Dwelling Units	\$ 810,000.00	3616C 41B Ave	18 Condo 102420076
LYDB005526MU	Multi Family	New Construction 4 Dwelling Units	\$ 910,000.00	3616C 41B Ave	18 Condo 102420076
SK		3		\$13,720,000.00	
LYDB007026MU	Residential	Garage	\$ 37,000.00	4601 29 St	30 8 85B05629
LYDB007326MU	Residential	Accessory Building	\$ 10,000.00	1-3905 39 Ave	1 7 102413067
SK		2		\$47,000.00	
		5		SK TOTAL	
			\$13,767,000.00		
18 PERMITS ISSUED		SK TOTAL		\$13,767,000.00	
		AB TOTAL		\$2,343,740.21	
		AB + SK TOTAL		\$16,110,740.21	
				SK PERMITS	
				89 New SK Dwelling Units	
				AB PERMITS	
				3 New AB Dwelling Units	