

2021 ALBERTA VS. SASKATCHEWAN PERMIT TOTALS

Alberta

Monthly Totals

	Residential			Prt	Commercial \$	Prt	Industrial \$	Prt	Institutional \$
	Prt	New Dwelling \$	#						
January	1	\$315,000.00	2	2	\$41,000.00	0	\$0.00	0	\$0.00
February	1	\$400,000.00	1	2	\$14,000.00	0	\$0.00	1	\$1,600,000.00
March	5	\$2,535,000.00	5	3	\$35,500.00	1	\$30,000.00	1	\$80,000.00
April	5	\$1,785,000.00	5	7	\$50,000.00	1	\$35,000.00	6	\$290,200.00
May	0	\$0.00	0	1	\$4,400.00	0	\$0.00	0	\$0.00
June	0	\$0.00	0	5	\$90,000.00	0	\$0.00	7	\$835,500.00
July	0	\$0.00	0	3	\$506,000.00	0	\$0.00	2	\$305,000.00
August	2	\$510,000.00	2	8	\$204,500.00	0	\$0.00	5	\$2,573,922.00
September	4	\$1,365,000.00	5	3	\$86,500.00	1	\$60,000.00	8	\$741,860.00
October	4	\$2,215,000.00	4	3	\$18,900.00	0	\$0.00	27	\$2,792,936.00
November	0	\$0.00	0	0	\$0.00	0	\$0.00	0	\$0.00
December	0	\$0.00	0	0	\$0.00	0	\$0.00	0	\$0.00
Total	22	\$9,125,000.00	24	37	\$1,050,800.00	3	\$125,000.00	57	\$9,219,418.00

Total Permits		
Permits	Value \$	Dwellings
3	\$356,000.00	2
4	\$2,014,000.00	1
11	\$3,356,880.00	5
20	\$2,345,200.00	5
1	\$4,400.00	0
12	\$925,500.00	0
6	\$1,122,394.00	0
17	\$11,229,822.00	2
18	\$10,646,660.00	5
34	\$5,026,836.00	4
0	\$0.00	0
0	\$0.00	0
126	\$37,027,692.00	24

	Prts	Value \$	Dwell #
January	4	\$1,356,000.00	2
February	5	\$2,016,500.00	1
March	19	\$3,936,002.00	5
April	26	\$3,180,200.00	8
May	7	\$2,623,000.00	0
June	17	\$8,368,000.00	0
July	8	\$3,431,280.00	0
August	21	\$15,528,822.00	3
September	21	\$10,689,960.00	5
October	36	\$6,217,126.00	4
November	0	\$0.00	0
December	0	\$0.00	0
Year To Date	164	\$57,346,890.00	28

% of Total Permits 76.83% 64.57% 85.71%

Saskatchewan

	Residential			Prt	Commercial \$	Prt	Industrial \$	Prt	Institutional \$
	Prt	New Dwelling \$	#						
January	0	\$0.00	0	0	\$0.00	0	\$0.00	1	\$1,000,000.00
February	0	\$0.00	0	1	\$2,500.00	0	\$0.00	0	\$0.00
March	0	\$0.00	0	6	\$227,122.00	0	\$0.00	1	\$102,000.00
April	2	\$700,000.00	3	2	\$30,000.00	0	\$0.00	2	\$105,000.00
May	0	\$0.00	0	4	\$18,600.00	0	\$0.00	1	\$300,000.00
June	0	\$0.00	0	4	\$342,500.00	0	\$0.00	0	\$0.00
July	0	\$0.00	0	1	\$2,000.00	0	\$0.00	1	\$2,306,886.00
August	1	\$290,000.00	1	2	\$9,000.00	0	\$0.00	1	\$4,000,000.00
September	0	\$0.00	0	2	\$33,300.00	0	\$0.00	1	\$10,000.00
October	0	\$0.00	0	0	\$0.00	0	\$0.00	2	\$1,190,290.00
November	0	\$0.00	0	0	\$0.00	0	\$0.00	0	\$0.00
December	0	\$0.00	0	0	\$0.00	0	\$0.00	0	\$0.00
Total	3	\$990,000.00	4	22	\$665,022.00	0	\$0.00	8	\$4,014,176.00

Total Permits		
Permits	Value \$	Dwellings
1	\$1,000,000.00	0
1	\$2,500.00	0
8	\$579,122.00	0
6	\$835,000.00	3
6	\$2,618,600.00	0
5	\$7,442,500.00	0
2	\$2,308,886.00	0
4	\$4,299,000.00	1
3	\$43,300.00	0
2	\$1,190,290.00	0
0	\$0.00	0
0	\$0.00	0
38	\$20,319,198.00	4

% of Total Permits 23.17% 35.43% 14.29%



36

Permits issued
In October



\$6,217,126

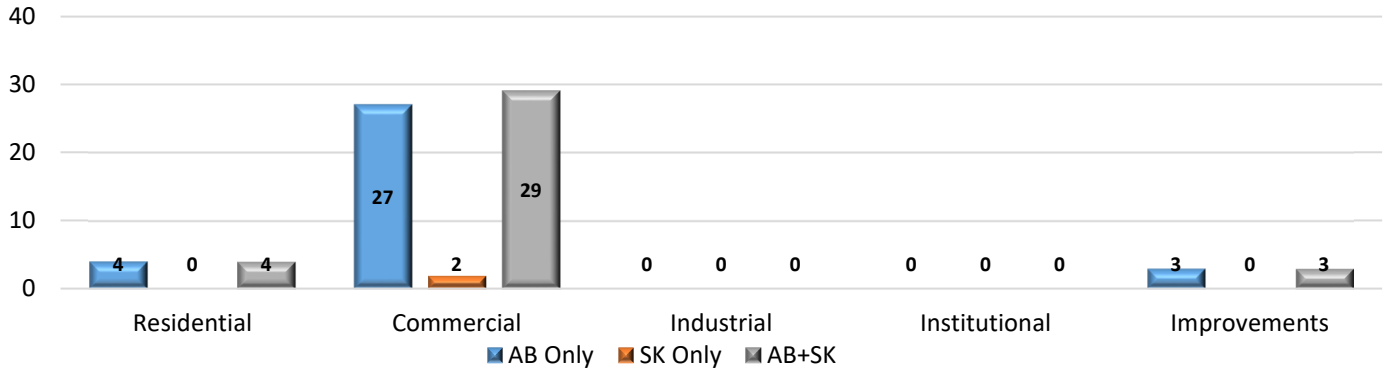
October
Construction Value



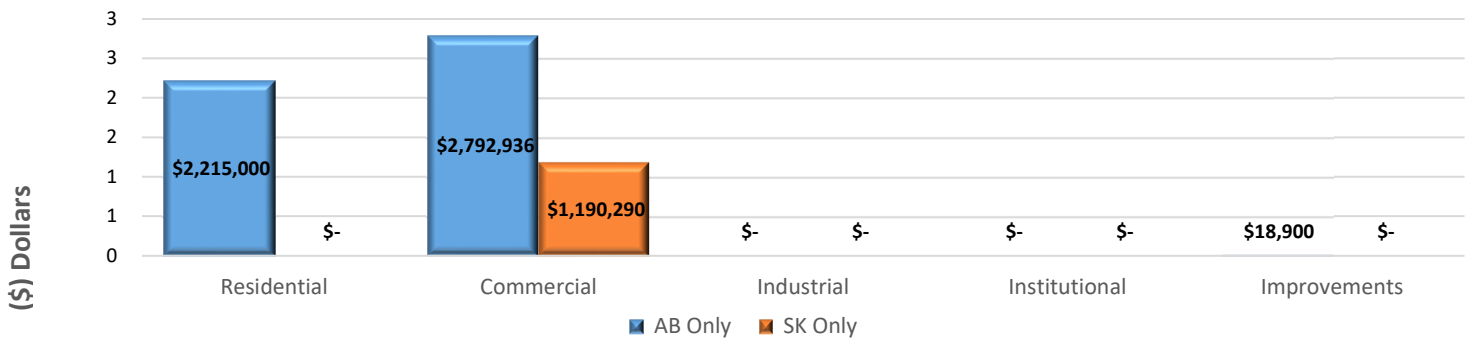
4

New Dwellings
in October

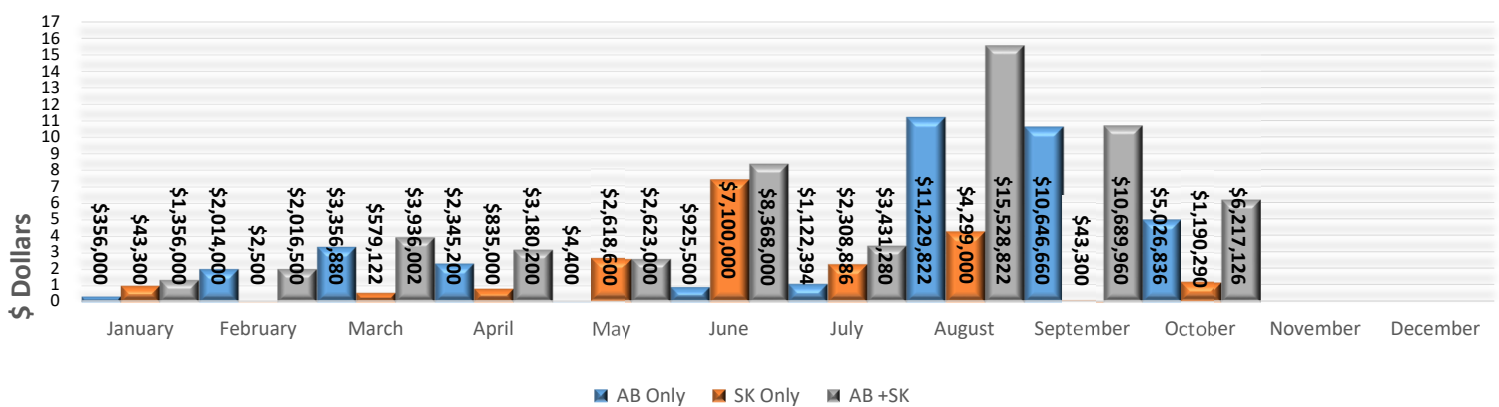
October 2021- Permits Issued



October 2021- Construction Values



2021 Construction Values Total



Year	2017	2018	2019	2020	2021
# of Permits	212	194	151	136	164
Construction Value	\$40,732,618	\$25,090,406	\$25,153,350	\$16,555,494	\$57,346,890
# of New Dwellings	63	38	40	27	28

October 2021 - Permits Issued

Permit Number	Project Information	Type of Work	Construction Value Total	Construction Location	Lot/Block/Plan
AB					
LYDB012721MU	Commercial	Renovation	\$40,000.00	5202 51 Street	3460Q
LYDB012821MU	Commercial	Renovation	\$40,000.00	5209 44 Street	G 902 2963
LYDB012921MU	Commercial	Renovation	\$25,000.00	195- - 5211 44 Street	G 902 2963
LYDB013121MU	Commercial	Renovation	\$120,000.00	5211 44 Street	G 902 2963
LYDB013421MU	Commercial	Renovation	\$50,000.00	210- - 5211 44 Street	G 902 2963
LYDB013621MU	Commercial	Renovation	\$170,000.00	5209 44 Street	G 902 2963
LYDB013721MU	Commercial	Renovation	\$100,000.00	121A - 5211 4444 Street	G 902 2963
LYDB013821MU	Commercial	Renovation	\$20,000.00	135- - 5211 44 Street	G 902 2963
LYDB013921MU	Commercial	Renovation	\$55,000.00	5211 44 Street	G 902 2963
LYDB014221MU	Commercial	Renovation	\$12,000.00	164- - 5211 44 Street	G 902 2963
LYDB014321MU	Commercial	Renovation	\$320,000.00	139- - 5211 44 Street	G 902 2963
LYDB014421MU	Commercial	Renovation	\$40,000.00	129- - 5211 4 Street	G 902 2963
LYDB014521MU	Commercial	Renovation	\$35,000.00	175- - 5211 44 Street	G 902 2963
LYDB014721MU	Commercial	Renovation	\$125,000.00	191- - 5211 44 Street	G 902 2963
LYDB014921MU	Commercial	Renovation	\$250,000.00	5211 44 Street	G 902 2963
LYDB015021MU	Commercial	Renovation	\$154,936.86	155- - 5211 44 Street	G 902 2963
LYDB015121MU	Commercial	Renovation	\$15,000.00	5211 44 Street	G 902 2963
LYDB015221MU	Commercial	Renovation	\$50,000.00	199- - 5211 44 Street	G 902 2963
LYDB015321MU	Commercial	Renovation	\$130,000.00	147- - 5211 44 Street	G 902 2963
LYDB015421MU	Commercial	Renovation	\$45,000.00	193- - 5211 44 Street	G 902 2963
LYDB015621MU	Commercial	Renovation	\$8,000.00	5211 44 Street	G 902 2963
LYDB015921MU	Commercial	Renovation	\$103,000.00	185- - 5211 44 Street	G 902 2963
LYDB016221MU	Commercial	Renovation	\$20,000.00	4505 49 Avenue	33-36 7 B1127
LYDB016321MU	Commercial	Renovation	\$80,000.00	102- - 4100 70 Avenue	7 2 062 1133
LYDB016421MU	Commercial	Renovation	\$25,000.00	5211 44 Street	G 902 2963
LYDB016721MU	Commercial	Renovation	\$30,000.00	5211 44 Street	F G 902 2963
	26	TOTAL	\$2,062,936.86		
LYDB015721MU	Residential	Deck	\$4,000.00	55- - 2715 73 Avenue	Unit 55 Condo Pl 112 2271
LYDB014021MU	Residential	Accessory Building	\$1,500.00	3005 54 Ave Close	20 28 762 1915
LYDB013021MU	Residential	Renovation	\$13,400.00	5104 32 Street	2 16 205TR
	3	TOTAL	\$18,900.00		
LYDB014121MU	Residential	New Dwelling	\$510,000.00	1610 52B Avenue Close	106 54 074 0287
LYDB013321MU	Residential	New Dwelling	\$640,000.00	6114 13 Street Close	36 16 212 1886
LYDB013521MU	Residential	New Dwelling	\$615,000.00	1608 52B Avenue Close	107 54 074 0287
LYDB014621MU	Residential	New Dwelling	\$450,000.00	6112 13 Street Close	18 16 182 3083
	4	TOTAL	\$2,215,000.00		
LYDB016121MU	Commercial	New Commercial	\$730,000.00	1202 61 Avenue	34 16 172 3446
	1	TOTAL	\$730,000.00		
	34	AB TOTAL	\$5,026,836.86		
SK					
LYDB013221MU	Commercial	Renovation	\$1,000,000.00	4335 44 Street	NE SEC 35-T49-R28-W3
LYDB015821MU	Commercial	Renovation	\$190,290.00	4903 44 Street	9 1 BM4510
	2	Total	\$1,190,290.00		
	2	SK TOTAL	\$1,190,290.00		

36 PERMITS ISSUED	SK TOTAL	\$1,190,290.00	2 SK PERMITS
	AB TOTAL	\$5,026,836.86	34 AB PERMITS
	AB + SK TOTAL	\$6,217,126.86	