

City of Lloydminster  
2025 Building Statistics

Year To Date

Month	Commercial				Industrial				Institutional				Residential																Permit Total											
	New	Prt	Improvement	Prt	New	Prt	Improvement	Prt	New	Prt	Improvement	Prt	Prt	New Single Det	#	Prt	Semi-Detached/ Duplex	#	Prt	Mobile Home	#	Prt	New Apartment/ Garden Suite/Basement Suite	#	Prt	New Rowhouse	#	Prt	New Townhouse	#	Prt	Improvement	Prt	Garage	# of Dwellings	Prts	Value (\$)			
January	\$0.00	0	\$80,000.00	1	\$0.00	0	\$0.00	0	\$0.00	0	\$0.00	0	1	\$300,000.00	1	0	\$0.00	0	0	\$0.00	0	0	\$0.00	0	0	\$0.00	0	0	\$0.00	0	1	\$18,690.75	0	\$0.00	1	3	\$398,690.75			
February	\$0.00	0	\$451,000.00	4	\$0.00	0	\$0.00	0	\$0.00	0	\$0.00	0	1	\$600,000.00	1	0	\$0.00	0	0	\$0.00	0	0	\$0.00	0	0	\$0.00	0	0	\$0.00	0	0	\$0.00	0	1	5	\$1,051,000.00				
March	\$0.00	0	\$10,296,562.00	18	\$0.00	0	\$0.00	0	\$0.00	0	\$232,398.00	1	3	\$1,600,000.00	3	0	\$0.00	0	0	\$0.00	0	0	\$0.00	0	2	\$1,620,000.00	6	0	\$0.00	0	5	\$264,706.00	0	\$0.00	9	29	\$14,013,666.00			
April	\$32,200,000.00	3	\$550,100.00	3	\$0.00	0	\$0.00	0	\$0.00	0	\$0.00	0	4	\$2,030,000.00	4	0	\$0.00	0	0	\$0.00	0	0	\$0.00	0	0	\$0.00	0	0	\$0.00	0	13	\$179,394.00	0	\$0.00	4	22	\$34,959,494.00			
May	\$0.00	0	\$127,000.00	1	\$0.00	0	\$0.00	0	\$0.00	0	\$0.00	0	6	\$6,080,000.00	6	0	\$0.00	0	0	\$0.00	0	0	\$0.00	0	0	\$0.00	0	0	\$0.00	0	4	\$95,500.00	2	\$112,000.00	6	13	\$6,414,500.00			
June	\$3,500,000.00	1	\$934,175.00	4	\$0.00	0	\$0.00	0	\$0.00	0	\$0.00	0	4	\$1,939,000.00	4	0	\$0.00	0	0	\$0.00	0	0	\$0.00	0	0	\$0.00	0	0	\$0.00	0	10	\$103,988.00	1	\$67,324.00	4	20	\$6,544,487.00			
July	\$0.00	0	\$2,593,200.00	4	\$970,000.00	2	\$0.00	0	\$0.00	0	\$430,208.00	2	3	\$1,740,000.00	3	0	\$0.00	0	0	\$0.00	0	0	\$0.00	0	0	\$0.00	0	0	\$0.00	0	3	\$34,607.00	0	\$0.00	3	14	\$5,768,015.00			
August	\$0.00	0	\$1,689,000.00	6	\$0.00	0	\$1,170,000.00	4	\$0.00	0	\$80,000.00	1	0	\$0.00	5	0	\$0.00	0	1	\$158,100.00	1	0	\$0.00	0	1	\$800,000.00	4	0	\$0.00	0	26	\$335,245.93	1	\$20,000.00	10	40	\$4,452,345.93			
September	\$0.00	0	\$270,000.00	2	\$0.00	0	\$0.00	0	\$0.00	0	\$0.00	0	5	\$2,115,000.00	0	0	\$0.00	0	0	\$0.00	0	0	\$0.00	0	0	\$0.00	0	0	\$0.00	0	6	\$186,284.26	0	\$0.00	0	14	\$2,946,284.26			
October	\$1,000,000.00	1	\$3,342,856.10	5	\$0.00	0	\$1,200,000.00	1	\$0.00	0	\$0.00	0	3	\$1,457,000.00	3	0	\$0.00	0	0	\$0.00	0	1	\$10,000.00	1	0	\$0.00	0	0	\$0.00	0	0	\$0.00	0	0	\$95,498.80	5	\$0.00	4	16	\$7,105,154.90
November	\$1,320,604.00	1	\$401,000.00	4	\$0.00	0	\$10,000.00	1	\$0.00	0	\$0.00	0	4	\$2,175,000.00	4	0	\$0.00	0	0	\$0.00	0	0	\$0.00	0	0	\$0.00	0	0	\$0.00	0	5	\$92,371.00	0	\$0.00	4	15	\$3,998,975.00			
December	\$0.00	0	\$0.00	0	\$0.00	0	\$0.00	0	\$0.00	0	\$0.00	0	0	\$0.00	0	0	\$0.00	0	0	\$0.00	0	0	\$0.00	0	0	\$0.00	0	0	\$0.00	0	0	\$0.00	0	0	0	0	\$0.00			
	\$38,020,604.00	6	\$20,734,693.10	52	\$970,000.00	2	\$2,380,000.00	6	\$0.00	0	\$1,117,606.00	5	34	\$20,036,000.00	34	0	\$0.00	0	1	\$158,100.00	1	1	\$10,000.00	1	3	\$2,420,000.00	10	0	\$0.00	0	73	\$1,606,285.74	9	\$199,324.00	46	191	\$87,652,612.84			

Year To Year Totals

Year	Commercial				Industrial				Institutional				Residential																Permit Total											
	New	Prt.	Improvement	Prt.	New	Prt.	Improvement	Prt.	New	Prt.	Improvement	Prt.	Prt.	New Single Det.	#	Prt.	Semi-Detached	#	Prt.	Mobile Home	#	Prt.	New Apartment	#	Prt.	New Rowhouse	#	Prt.	New Townhouse	#	Prt.	Improvement	Prt.	Garage	# of Dwellings	Prt.	Value (\$)			
2025	\$38,020,604.00	6	\$20,734,693.10	52	\$970,000.00	2	\$2,380,000.00	6	\$0.00	0	\$1,117,606.00	5	34	\$20,036,000.00	34	0	\$0.00	0	1	\$158,100.00	1	1	\$10,000.00	1	3	\$2,420,000.00	10	0	\$0.00	0	73	\$1,606,285.74	9	\$199,324.00	46	191	\$87,652,612.84			
2024	\$ 3,158,850.00	6	\$ 5,115,926.00	24	\$ 7,142,420.00	4	\$ 3,334,870.00	8	0	0	\$ 3,780,524.00	6	40	\$ 18,321,000.00	42	0	\$0.00	0	0	\$0.00	0	4	\$90,000.00	4	0	\$0.00	0	0	\$0.00	0	63	\$ 3,034,874.00	5	\$154,000.00	46	160	\$ 44,132,464.00			
2023	\$21,214,162.00	5	\$ 10,429,328.00	35	\$0.00	0	\$311,757.00	3	\$74,045,000.00	1	\$ 3,145,374.00	5	19	\$9,137,590.00	19	1	\$350,000.00	2	1	\$100,000.00	1	0	\$0.00	0	0	\$0.00	0	0	\$0.00	0	42	\$1,176,793.00	11	\$90,000.00	22	123	\$120,000,004.00			
2022	\$2,080,000.00	3	\$4,975,071.00	36	\$1,881,000.00	2	\$219,000.00	2	\$0.00	0	\$26,180,000.00	2	34	\$14,240,346.00	34	2	\$300,000.00	4	0	\$0.00	0	0	\$0.00	0	18	\$11,960,000.00	91	0	\$0.00	0	58	\$3,554,265.00	13	\$175,000.00	129	170	\$65,564,682.00			
2021	\$12,905,000.00	3	\$12,883,594.00	73	\$4,311,394.00	2	\$4,735,000.00	5	\$7,100,000.00	1	\$16,011,080.00	4	28	\$11,234,000.00	30	1	\$430,000.00	2	0	\$0.00	0	0	\$0.00	0	0	\$0.00	0	0	\$0.00	0	52	\$1,873,622.00	20	\$150,000.00	32	189	\$71,633,690.00			
2020	\$3,585,000.00	4	\$4,577,330.00	20	\$3,900,000.00	2	\$0.00	0	\$0.00	0	\$835,140.00	6	24	\$7,363,383.00	24	0	\$0.00	0	0	\$0.00	0	0	\$0.00	0	1	\$560,000.00	4	0	\$0.00	0	83	\$1,113,024.00	9	\$146,000.00	28	149	\$22,079,877.00			
2019	\$5,875,273.50	4	\$5,461,401.29	31	\$1,900,000.00	2	\$88,000.00	3	\$0.00	0	\$1,992,500.00	6	18	\$5,688,500.00	18	0	\$0.00	0	0	\$0.00	0	0	\$0.00	0	5	\$3,023,276.00	16	0	\$0.00	0	80	\$1,049,400.00	2	\$75,000.00	40	143	\$25,153,350.79			
2018	\$2,523,795.00	5	\$6,099,045.00	42	\$0.00	0	\$887,000.00	3	\$0.00	0	\$1,825,866.00	8	38	\$12,041,000.00	38	0	\$0.00	0	0	\$0.00	0	0	\$0.00	0	0	\$0.00	0	0	\$0.00	0	94	\$1,616,700.00	4	\$97,000.00	38	194	\$25,090,406.00			
2017	\$10,848,000.00	5	\$6,812,660.00	46	\$1,650,000.00	2	\$476,098.15	5	\$674,000.00	1	\$760,000.00	2	51	\$16,321,900.00	51	0	\$0.00	0	0	\$0.00	0	0	\$0.00	0	0	\$1,545,000.00	8	1	\$465,000.00	4	89	\$1,020,460.00	6	\$121,500.00	63	212	\$40,732,618.15			
2016	\$4,858,293.00	7	\$5,687,433.00	35	\$2,400,000.00	5	\$384,000.00	5	\$0.00	0	\$4,580,000.00	3	51	\$16,125,057.00	51	0	\$0.00	0	1	\$85,000.00	1	0	\$0.00	0	1	\$860,000.00	6	0	\$0.00	0	141	\$1,629,521.00	8	\$175,452.00	58	257	\$36,784,756.00			
2015	\$36,380,121.00	27	\$12,764,942.00	50	\$9,579,783.00	7	\$450,000.00	3	\$0.00	0	\$14,492,183.00	6	107	\$36,733,668.00	107	0	\$0.00	0	0	\$0.00	0	0	\$0.00	0	1	\$1,000,000.00	9	2	\$1,200,000.00	8	172	\$6,414,697.61	12	\$255,000.00	124	375	\$119,270,424.61			
2014	\$36,105,414.00	17	\$8,760,278.00	37	\$21,371,379.00	11	\$1,217,000.00	7	\$2,490,000.00	1	\$3,294,000.00	4	254	\$68,331,474.00	245	0	\$0.00	0	3	\$372,000.00	3	6	\$25,358,000.00	300	2	\$1,400,000.00	16	9	\$4,137,218.00	36	217	\$4,247,205.00	44	\$204,000.00	600	599	\$172,734,879.50			
2013	\$56,345,014.42	15	\$16,718,307.00	52	\$21,371,379.00	17	\$2,985,404.00	10	\$9,000,000.00	1	\$657,651.00	7	241	\$64,885,874.00	245	0	\$0.00	0	3	\$404,000.00	3	0	\$0.00	0	28	\$13,756,506.00	132	1	\$800,367.00	4	199	\$1,440,943.87	11	\$243,716.00	384	585	\$188,400,162.29			
2012	\$10,380,900.00	11	\$6,739,590.00	44	\$13,130,000.00	15	\$7,473,610.00	14	\$45,981,995.00	7	\$1,331,847.00	7	253	\$65,842,990.00	253	0	\$0.00	0	8	\$80,000.00	8	5	\$21,400,000.00	206	24	\$13,504,107.00	115	1	\$524,077.00	4	182	\$1,377,717.00	12	\$285,301.00	586	583	\$188,772,134.00			
2011	\$11,167,059.00	17	\$7,150,574.00	42	\$25,931,706.00	27	\$521,500.00	4	\$57,541,220.00	10	\$1,210,229.00	6	234	\$59,614,276.00	234	0	\$0.00	0	8	\$1,004,151.00	8	1	\$4,095,000.00	63	6	\$6,822,325.00	50	3	\$3,643,000.00	18	198	\$1,314,344.00	22	\$310,188.00	373	578	\$180,325,572.00			
2010	\$26,683,773.00	10	\$6,615,408.00	56	\$19,983,378.00	9	\$1,068,065.00	6	\$118,000.00	3	\$6,230,023.00	12	180	\$44,756,679.00	180	1	\$435,000.00	2	5	\$641,630.00	6	0	\$0.00	0	1	\$985,000.00	5	3	\$2,684,775.00	27	238	\$2,016,103.00	22	\$286,381.00	219	546	\$112,484,215.00			
2009	\$6,953,000.00	6	\$12,225,290.00	31	\$975,000.00	1	\$1,163,500.00	6	\$1,363,000.00	2	\$110,800.00	4	81	\$18,016,975.00	81	0	\$0.00	0	6	\$660,000.00	6	0	\$3,600,000.00	24	0	\$0.00	0	1	\$471,590.00	3	230	\$1,832,793.00	24	\$366,355.00	114	393	\$47,738,303.00			
2008	\$8,229,810.00	15	\$8,097,150.00	45	\$5,188,909.00	6	\$329,820.00	2	\$0.00	0	\$3,857,184.00	9	142	\$33,657,028.73	142	0	\$0.00	0	0	1	\$131,000.00	1	5	\$24,822,011.00	181	3	\$1,901,920.00	14	2	\$7,356,260.00	42	267	\$2,408,840.00	5	\$76,620.00	380	502	\$96,055,552.73		
2007	\$21,023,000.00	13	\$13,405,450.00	45	\$5,330,000.00	9	\$4,698,100.00	9	\$0.00	0	\$2,840,421.00	7	254	\$53,675,345.27	254	1	\$86,440.00	2	0	\$0.00	0	0	\$0.00	0	65	\$3,557,318.27	65	0	\$0.00	0	283	\$2,202,077.86	41	\$469,109.03	386	669	\$118,627,261.43			
2006	\$5,541,130.00	10	\$7,284,085.24	35	\$9,916,754.50	14	\$739,000.00	6	\$6,591,758.60	3	\$8,900,517.00	5	260	\$51,505,457.27	260	1	\$1,052,773.00	0	0	\$0.00	0	0	8	\$10,642,100.00	139	1	\$1,848,000.00	14	2	\$7,537,500.00	75	185	\$4,227,143.23	29	\$407,850.00	494	562	\$116,194,068.84		
2005	\$12,221,000.00	5	\$4,754,800.00	32	\$15,599,701.00	19	\$12,012,245.00	12	\$26,847,000.00	2	\$1,485,500.00	4	262	\$40,347,884.00	262	1	\$2,288,000.00	22	0	\$0.00	0	0	\$0.00	0	158	\$10,967,000.00	158	3	\$4,480,000.00	62	0	\$0.00	0	129	\$1,220,745.00	31	\$252,902.00	504	505	\$122,534,777.00
2004	\$12,930,005.00	19	\$3,015,208.05	43	\$7,531,914.00	17	\$756,775.00	7	\$2,725,000.00	0	\$876,000.00	3	284	\$35,593,300.00	284	0	\$0.00	0	0	0	0	0	2	\$10,800,000.00	98	0	\$0.00	0	7	\$1,800,000.00	35	96	\$1,078,050.00	33	\$326,308.00	398	498	\$71,955,660.75		
2003	\$17,600,828.00	10	\$6,229,828.00	10	\$6,229,828.00	0	\$0.00	0	\$865,400.00	0	\$365,000.00	0	25	\$12,109,532.00	25	0	\$0.00	0	0	\$110,000.00	0	7	\$1,800,000.00	25	0	\$0.00	0	0	\$0.00	0	101	\$3,185,345.32	25	\$15,626,345.32	25	477	\$38,626,345.32			
2002	\$3,976,045.00	8	\$2,479,850.00	51	\$2,165,950.00	6	\$841,607.00	12	\$0.00	0	\$384,488.00	3	286	\$32,760,400.00	286	0	\$0.00	0	14	\$770,000.00	14	0	\$0.00	0	3	\$737,000.00	8	0	\$0.00	0	110	\$1,543,523.77	19	\$127,000.00	308	503	\$45,085,863.75			
2001	\$4,156,000.00	9	\$1,155,220.00	23	\$3,093,119.00	17	\$2,734,000.00	10	\$0.00	0	\$7,210,686.00	6	183	\$20,842,475.00	183	0	\$0.00	0	2	\$110,000.00	2	1	\$1,500,000.00	24	3	\$890,000.00	12	0	\$0.00	0	97	\$931,896.46	28	\$199,601.00	221	379	\$42,822,997.46			
2000	\$2,819,200.00	9	\$6,198,900.00	28	\$2,812,800.00	12	\$1,247,700.00	15	\$15,769,100.00	2	\$0.00	0	140	\$15,975,396.45	140	0	\$0.00	0	2	\$176,550.00	2	0	\$0.00	0	1	\$234,000.00	3	0	\$0.00	0	65	\$1,123,725.00	26	\$244,100.00	145	300	\$46,591,473.45			
1999	\$11,471,000.00	16	\$873,600.00	18	\$3,615,474.00	8	\$600,000.00	4	\$10,240,159.00	9	\$1,361,000.00	4	99	\$11,624,500.00	99	0	\$0.00	0	5	\$250,000.00	5	0	\$0.00	0	3	\$1,148,000.00	16	0	\$0.00	0	36	\$1,283,600.00	29	\$262,800.00	120	231	\$42,730,133.00			
1998	\$425,000.00	5	\$1,991,400.00	22	\$2,820,000.00	10	\$1,459,000.00	10	\$0.00	0	\$2,648,000.00	3	125	\$14,110,150.00	125	0	\$0.00	0	0	\$0.00	0	1	\$100,000.00	18	3	\$1,653,700.00	24	0	\$0.00	0	33	\$1,330,300.00	34	\$222,900.00	167	246	\$26,760,450.00			

2025 ALBERTA VS. SASKATCHEWAN PERMIT TOTALS

Alberta

	Residential			Prt	Commercial \$		Prt	Industrial \$		Prt	Institutional \$	
	Prt	New Dwelling \$	#		Improvement \$	Prt	Garage \$					
January	1	\$300,000.00	1	1	\$18,960.75	0	\$0.00	1	\$80,000.00	0	\$0.00	0
February	1	\$600,000.00	1	0	\$0.00	0	\$0.00	2	\$350,000.00	0	\$0.00	0
March	3	\$1,600,000.00	3	5	\$264,705.66	0	\$0.00	5	\$8,735,562.00	0	\$0.00	1
April	3	\$1,555,000.00	3	10	\$158,869.00	0	\$0.00	4	\$32,705,000.00	0	\$0.00	0
May	6	\$6,080,000.00	6	4	\$95,500.00	1	\$96,000.00	1	\$127,000.00	0	\$0.00	0
June	4	\$1,939,000.00	4	8	\$94,178.00	1	\$67,324.00	2	\$3,530,000.00	0	\$0.00	0
July	3	\$1,740,000.00	3	2	\$29,607.00	0	\$0.00	3	\$2,543,200.00	1	\$570,000.00	2
August	1	\$158,100.00	1	22	\$503,408.79	1	\$20,000.00	3	\$1,587,000.00	3	\$1,165,000.00	0
September	4	\$1,725,000.00	4	4	\$76,284.26	0	\$0.00	1	\$145,000.00	1	\$375,000.00	0
October	4	\$1,467,000.00	4	5	\$95,498.80	0	\$0.00	3	\$2,249,656.10	1	\$1,200,000.00	0
November	3	\$1,615,000.00	3	4	\$87,371.00	0	\$0.00	4	\$1,371,604.00	1	\$10,000.00	0
December	0	\$0.00	0	0	\$0.00	0	\$0.00	0	\$0.00	0	\$0.00	0
Total	33	\$18,779,100.00	33	65	\$1,424,383.26	3	\$183,324.00	29	\$53,424,022.10	7	\$3,320,000.00	3

Total Permits		
Permits	Value \$	Dwellings
3	\$398,960.75	1
3	\$950,000.00	1
14	\$10,832,665.66	3
17	\$34,418,869.00	3
12	\$6,398,500.00	6
15	\$5,630,502.00	4
11	\$5,313,015.00	3
30	\$3,433,508.79	1
10	\$2,321,284.26	4
13	\$5,012,154.90	4
12	\$3,083,975.00	3
0	\$0.00	0
140	\$77,793,435.36	33

% of Total Permits	73.68%	88.75%	71.74%
--------------------	--------	--------	--------

Monthly Totals

	Prts	Value \$	Dwell #
January	3	\$398,960.75	1
February	5	\$1,051,000.00	1
March	29	\$14,013,665.66	9
April	22	\$34,959,494.00	4
May	13	\$6,414,500.00	6
June	20	\$6,544,487.00	4
July	14	\$5,768,015.00	3
August	40	\$4,452,344.93	5
September	14	\$2,946,284.26	5
October	15	\$7,105,154.90	4
November	15	\$3,998,975.00	4
December	0	\$0.00	0
Year To Date	190	\$87,652,881.50	46

Saskatchewan

	Residential			Prt	Commercial \$		Prt	Industrial \$		Prt	Institutional \$	
	Prt	New Dwelling \$	#		Improvement \$	Prt	Garage \$					
January	0	\$0.00	0	0	\$0.00	0	\$0.00	0	\$0.00	0	\$0.00	0
February	0	\$0.00	0	0	\$0.00	0	\$0.00	2	\$101,000.00	0	\$0.00	0
March	2	\$1,620,000.00	6	0	\$0.00	0	\$0.00	13	\$1,561,000.00	0	\$0.00	0
April	1	\$475,000.00	1	3	\$20,525.00	0	\$0.00	1	\$45,100.00	0	\$0.00	0
May	0	\$0.00	0	0	\$0.00	1	\$16,000.00	0	\$0.00	0	\$0.00	0
June	0	\$0.00	0	2	\$9,810.00	0	\$0.00	3	\$904,175.00	0	\$0.00	0
July	0	\$0.00	0	1	\$5,000.00	0	\$0.00	1	\$50,000.00	1	\$400,000.00	0
August	1	\$800,000.00	4	4	\$31,836.14	0	\$0.00	3	\$102,000.00	1	\$5,000.00	1
September	1	\$390,000.00	1	2	\$110,000.00	0	\$0.00	1	\$125,000.00	0	\$0.00	0
October	0	\$0.00	0	0	\$0.00	0	\$0.00	2	\$2,093,000.00	0	\$0.00	0
November	1	\$560,000.00	1	1	\$5,000.00	0	\$0.00	1	\$350,000.00	0	\$0.00	0
December	0	\$0.00	0	0	\$0.00	0	\$0.00	0	\$0.00	0	\$0.00	0
Total	6	\$3,845,000.00	13	13	\$182,171.14	1	\$16,000.00	27	\$5,331,275.00	2	\$405,000.00	1

Total Permits		
Permits	Value \$	Dwellings
0	\$0.00	0
2	\$101,000.00	0
15	\$3,181,000.00	6
5	\$540,625.00	1
1	\$16,000.00	0
5	\$913,985.00	0
3	\$455,000.00	0
10	\$1,018,836.14	4
4	\$625,000.00	1
2	\$2,093,000.00	0
3	\$915,000.00	1
0	\$0.00	0
50	\$9,859,446.14	13

% of Total Permits	26.32%	11.25%	28.26%
--------------------	--------	--------	--------

November 2025 - Permits Issued					
Permit Number	Project Information	Type of Work	Construction Value Total	Construction Location	Lot/Block/Plan
<b>AB</b>					
LYDB018625MU	Residential	New Construction	\$435,000.00	6021 20 Street	41 13 242 1180
LYDB017725MU	Residential	New Construction	\$600,000.00	6002 20 Street	46 5 252 1307
LYDB018225MU	Residential	New Construction	\$580,000.00	1908 60A Avenue	33 5 242 1180
<b>AB</b>	<b>3</b>		<b>\$1,615,000.00</b>		
LYDB018825MU	Residential	Alternative Energy	\$23,721.00	6609 35 Street	64 15 022 4387
LYDB018925MU	Residential	Basement Development	\$30,000.00	1807 60A Ave Close	35 13 222 1544
LYDB019225MU	Residential	Basement Development	\$25,000.00	2102 58 Ave Close	36 58 122 4267
LYDB017625MU	Residential	Deck	\$8,650.00	140-5308 57 Street	B 63B 022 3718
<b>AB</b>	<b>4</b>		<b>\$87,371.00</b>		
LYDB017825MU	Commercial	Renovation	\$35,000.00	105-7903 44 Street	5 1 142 3737
LYDB017925MU	Commercial	Renovation	\$14,000.00	8357 72 Street	1 892 1960
LYDB018125MU	Commercial	Renovation	\$2,000.00	210-5020 48 Street	7 3 LXXXVI
<b>AB</b>	<b>3</b>		<b>\$51,000.00</b>		
LYDB018725MU	Commercial	New Commercial Building	\$1,320,604.00	1202 72 Avenue	4 16 202 0044
<b>AB</b>	<b>1</b>		<b>\$1,320,604.00</b>		
LYDB018425MU	Industrial	Accessory Building	\$10,000.00	6302 66 Street	5 3 082 6024
<b>AB</b>	<b>1</b>		<b>\$10,000.00</b>		
	<b>12</b>	<b>AB TOTAL</b>	<b>\$3,083,975.00</b>		
<b>SK</b>					
LYDB019025MU	Residential	New Construction	\$560,000.00	1318 47 Avenue	9 13 102176681
<b>SK</b>	<b>1</b>		<b>\$560,000.00</b>		
LYDB018025MU	Residential	Basement Development	\$5,000.00	25-1809 47 Ave	25 Condo 102061448
<b>SK</b>	<b>1</b>		<b>\$5,000.00</b>		
LYDB018325MU	Commercial	Renovation	\$350,000.00	3902 44 Street	8 2 102174331
<b>SK</b>	<b>1</b>		<b>\$350,000.00</b>		
	<b>3</b>	<b>SK TOTAL</b>	<b>\$915,000.00</b>		
<b>15 PERMITS ISSUED</b>		<b>SK TOTAL</b>	<b>\$915,000.00</b>	<b>SK PERMITS</b>	<b>1 New SK Dwelling Units</b>
		<b>AB TOTAL</b>	<b>\$3,083,975.00</b>	<b>AB PERMITS</b>	<b>3 New AB Dwelling Units</b>
		<b>AB + SK TOTAL</b>	<b>\$3,998,975.00</b>		



15

Permits issued  
In November



\$3,998,975

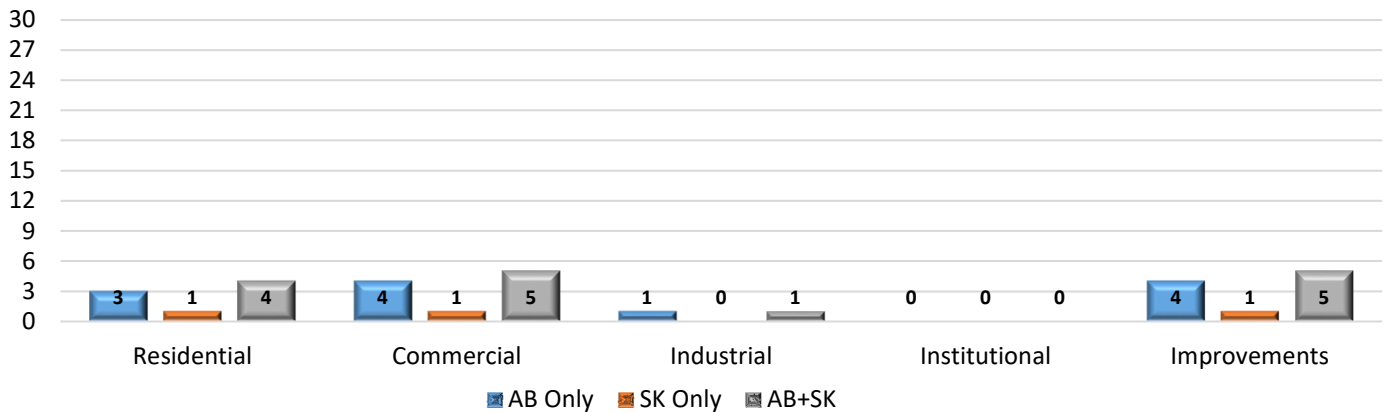
November  
Construction Value



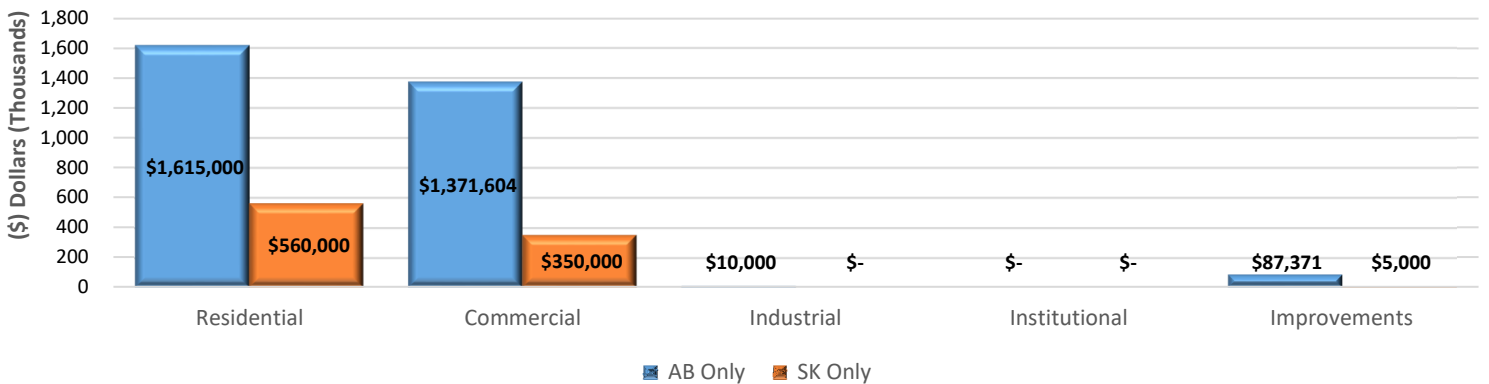
4

New Dwelling Units  
issued in November

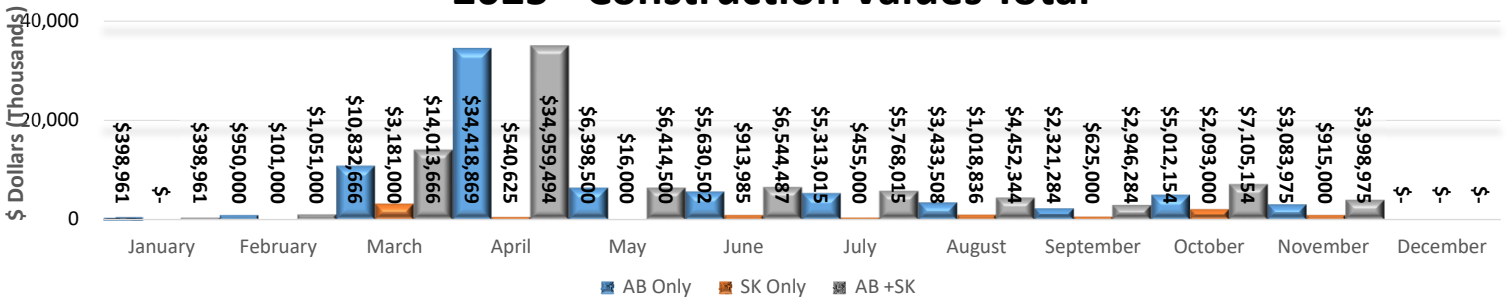
## November 2025 - Permits Issued



## November 2025 - Construction Values



## 2025 - Construction Values Total



Year	2021	2022	2023	2024	2025
# of Permits	189	170	123	160	190
Construction Value	\$71,663,690	\$65,564,682	\$120,000,004	\$44,132,464	\$87,652,881
# of New Dwellings	32	125	22	46	46