

City of Lloydminster
2025 Building Statistics

Year To Date

Month	Commercial				Industrial				Institutional				Residential												Permit Total												
	New	Prt.	Improvement	Prt.	New	Prt.	Improvement	Prt.	New	Prt.	Improvement	Prt.	Prt.	New Single Det.	#	Prt.	Semi-Detached Duplex	#	Prt.	Mobile Home	#	Prt.	New Apartment/ Garden Suite/Basement Suite	#	Prt.	New Rowhouse	#	Prt.	New Townhouse	#	Prt.	Improvement	Prt.	Garage	# of Dwellings	Pts.	Value (\$)
January	\$0.00	0	\$80,000.00	1	\$0.00	0	\$0.00	0	\$0.00	0	\$0.00	0	1	\$300,000.00	1	0	\$0.00	0	0	\$0.00	0	0	\$0.00	0	0	\$0.00	0	0	\$0.00	0	1	\$18,686.75	0	\$0.00	1	3	\$38,686.75
February	\$0.00	0	\$441,700.00	0	\$0.00	0	\$0.00	0	\$0.00	0	\$0.00	0	1	\$200,000.00	1	0	\$0.00	0	0	\$0.00	0	0	\$0.00	0	0	\$0.00	0	0	\$0.00	0	0	\$0.00	0	0	1	0	\$14,500.00
March	\$0.00	0	\$10,298,562.50	18	\$0.00	0	\$0.00	0	\$0.00	0	\$0.00	0	1	\$1,600,000.00	1	3	\$1,600,000.00	2	0	\$0.00	0	0	\$0.00	0	2	\$1,600,000.00	0	0	\$0.00	0	0	\$264,705.68	0	\$0.00	0	29	\$1,013,665.68
April	\$0.00	0	\$0.00	0	\$0.00	0	\$0.00	0	\$0.00	0	\$0.00	0	0	\$0.00	0	0	\$0.00	0	0	\$0.00	0	0	\$0.00	0	0	\$0.00	0	0	\$0.00	0	0	\$0.00	0	0	0	0	\$0.00
May	\$0.00	0	\$0.00	0	\$0.00	0	\$0.00	0	\$0.00	0	\$0.00	0	0	\$0.00	0	0	\$0.00	0	0	\$0.00	0	0	\$0.00	0	0	\$0.00	0	0	\$0.00	0	0	\$0.00	0	0	0	0	\$0.00
June	\$0.00	0	\$0.00	0	\$0.00	0	\$0.00	0	\$0.00	0	\$0.00	0	0	\$0.00	0	0	\$0.00	0	0	\$0.00	0	0	\$0.00	0	0	\$0.00	0	0	\$0.00	0	0	\$0.00	0	0	0	0	\$0.00
July	\$0.00	0	\$0.00	0	\$0.00	0	\$0.00	0	\$0.00	0	\$0.00	0	0	\$0.00	0	0	\$0.00	0	0	\$0.00	0	0	\$0.00	0	0	\$0.00	0	0	\$0.00	0	0	\$0.00	0	0	0	0	\$0.00
August	\$0.00	0	\$0.00	0	\$0.00	0	\$0.00	0	\$0.00	0	\$0.00	0	0	\$0.00	0	0	\$0.00	0	0	\$0.00	0	0	\$0.00	0	0	\$0.00	0	0	\$0.00	0	0	\$0.00	0	0	0	0	\$0.00
September	\$0.00	0	\$0.00	0	\$0.00	0	\$0.00	0	\$0.00	0	\$0.00	0	0	\$0.00	0	0	\$0.00	0	0	\$0.00	0	0	\$0.00	0	0	\$0.00	0	0	\$0.00	0	0	\$0.00	0	0	0	0	\$0.00
October	\$0.00	0	\$0.00	0	\$0.00	0	\$0.00	0	\$0.00	0	\$0.00	0	0	\$0.00	0	0	\$0.00	0	0	\$0.00	0	0	\$0.00	0	0	\$0.00	0	0	\$0.00	0	0	\$0.00	0	0	0	0	\$0.00
November	\$0.00	0	\$0.00	0	\$0.00	0	\$0.00	0	\$0.00	0	\$0.00	0	0	\$0.00	0	0	\$0.00	0	0	\$0.00	0	0	\$0.00	0	0	\$0.00	0	0	\$0.00	0	0	\$0.00	0	0	0	0	\$0.00
December	\$0.00	0	\$0.00	0	\$0.00	0	\$0.00	0	\$0.00	0	\$0.00	0	0	\$0.00	0	0	\$0.00	0	0	\$0.00	0	0	\$0.00	0	0	\$0.00	0	0	\$0.00	0	0	\$0.00	0	0	0	0	\$0.00
Totals	\$10,422,562.50	23	\$10,422,562.50	23	\$0.00	0	\$0.00	0	\$0.00	0	\$0.00	0	1	\$300,000.00	1	3	\$1,600,000.00	2	0	\$0.00	0	0	\$0.00	0	2	\$1,600,000.00	0	0	\$0.00	0	0	\$264,705.68	0	\$0.00	0	29	\$1,013,665.68

Year To Year Totals

Year	Commercial				Industrial				Institutional				Residential												Permit Total												
	New	Prt.	Improvement	Prt.	New	Prt.	Improvement	Prt.	New	Prt.	Improvement	Prt.	Prt.	New Single Det.	#	Prt.	Semi-Detached	#	Prt.	Mobile Home	#	Prt.	New Apartment	#	Prt.	New Rowhouse	#	Prt.	New Townhouse	#	Prt.	Improvement	Prt.	Garage	# of Dwellings	Pts.	Value (\$)
2025	\$0.00	0	\$10,827,562.50	23	\$0.00	0	\$0.00	0	\$0.00	0	\$232,398.00	1	5	\$2,500,000.00	5	0	\$0.00	0	0	\$0.00	0	0	\$0.00	0	2	\$1,820,000.00	0	0	\$0.00	0	0	\$263,356.41	0	\$0.00	11	37	\$16,463,356.41
2024	\$3,158,850.00	6	\$5,115,508.00	24	\$7,142,420.00	4	\$3,334,870.00	8	0	0	\$3,786,524.00	6	40	\$18,321,000.00	42	0	\$0.00	0	0	\$0.00	0	0	\$89,000.00	4	0	\$0.00	0	0	\$0.00	0	0	\$3,034,874.00	5	\$154,000.00	46	160	\$4,132,464.00
2023	\$21,214,392.00	6	\$10,429,300.00	38	\$0.00	0	\$311,187.00	1	\$14,043,000.00	1	\$3,196,374.00	5	19	\$1,197,000.00	19	0	\$250,000.00	19	0	\$0.00	0	0	\$0.00	0	0	\$0.00	0	0	\$0.00	0	0	\$1,196,374.00	11	\$90,000.00	22	128	\$12,030,034.00
2022	\$2,080,000.00	3	\$4,975,071.00	38	\$1,881,000.00	2	\$270,000.00	2	\$0.00	0	\$26,180,000.00	2	94	\$14,340,348.00	34	2	\$430,000.00	14	0	\$0.00	0	0	\$0.00	0	18	\$11,900,000.00	51	0	\$0.00	0	0	\$3,554,365.00	13	\$175,000.00	129	170	\$65,564,862.00
2021	\$12,505,000.00	3	\$12,505,000.00	73	\$4,731,384.00	2	\$4,731,384.00	2	\$17,100,000.00	0	\$18,011,280.00	4	28	\$11,234,000.00	30	0	\$430,000.00	2	0	\$0.00	0	0	\$0.00	0	0	\$0.00	0	0	\$0.00	0	0	\$1,873,622.00	20	\$150,000.00	32	188	\$73,813,690.00
2020	\$3,348,000.00	0	\$4,437,730.00	29	\$3,600,000.00	2	\$0.00	0	\$0.00	0	\$935,340.00	0	24	\$1,400,000.00	24	0	\$0.00	0	0	\$0.00	0	0	\$0.00	0	1	\$260,000.00	4	0	\$0.00	0	0	\$1,133,334.00	0	\$148,000.00	28	149	\$22,079,877.00
2019	\$5,675,275.00	4	\$6,461,401.29	31	\$1,000,000.00	2	\$88,000.00	3	\$0.00	0	\$1,962,500.00	0	18	\$5,688,000.00	0	0	\$0.00	0	0	\$0.00	0	0	\$0.00	0	0	\$3,029,271.00	18	0	\$0.00	0	0	\$1,048,400.00	2	\$75,000.00	40	143	\$25,153,350.75
2018	\$2,523,785.00	5	\$6,098,048.00	42	\$0.00	0	\$1,825,588.00	8	\$0.00	0	\$1,825,588.00	8	38	\$12,541,000.00	38	0	\$0.00	0	0	\$0.00	0	0	\$0.00	0	0	\$0.00	0	0	\$0.00	0	0	\$1,816,700.00	4	\$97,000.00	38	198	\$25,000,406.00
2017	\$10,848,000.00	6	\$1,767,760.00	46	\$1,802,000.00	2	\$1,802,000.00	5	\$0.00	0	\$1,802,000.00	5	117	\$19,331,866.00	117	0	\$0.00	0	0	\$0.00	0	0	\$0.00	0	0	\$1,848,000.00	0	0	\$0.00	0	0	\$1,802,000.00	6	\$197,000.00	43	217	\$40,732,618.15
2016	\$4,898,200.00	7	\$4,898,200.00	30	\$2,740,000.00	9	\$384,000.00	5	\$0.00	0	\$4,580,000.00	3	617	\$18,128,057.00	617	0	\$0.00	0	0	\$0.00	0	0	\$0.00	0	1	\$800,000.00	5	0	\$0.00	0	0	\$1,820,821.00	0	\$0.00	58	257	\$39,784,756.00
2015	\$36,380,121.00	27	\$12,764,942.00	37	\$6,579,942.00	30	\$0,579,942.00	30	\$0.00	0	\$14,490,130.00	0	107	\$36,733,668.00	107	0	\$0.00	0	0	\$0.00	0	0	\$0.00	0	1	\$1,000,000.00	0	0	\$0.00	0	0	\$1,400,000.00	12	\$205,000.00	124	376	\$112,270,424.61
2014	\$36,164,114.00	17	\$6,767,271.00	37	\$19,718,290.00	11	\$1,717,000.00	3	\$3,240,000.00	3	\$300,000.00	0	125	\$66,331,474.00	125	0	\$0.00	0	0	\$0.00	0	0	\$0.00	0	0	\$25,398,000.00	300	2	\$1,400,000.00	18	0	\$1,137,216.00	44	\$205,000.00	599	\$1,622,819,932.00	
2013	\$56,348,014.42	15	\$16,178,307.00	32	\$21,371,370.00	17	\$2,895,404.00	10	\$5,000,000.00	1	\$697,851.00	7	247	\$44,885,874.00	247	0	\$0.00	0	0	\$0.00	0	0	\$0.00	0	28	\$13,708,000.00	132	1	\$900,387.00	0	\$190,448,943.87	11	\$243,716.00	384	585	\$188,469,162.25	
2012	\$10,300,000.00	15	\$10,300,000.00	42	\$11,100,000.00	12	\$11,100,000.00	12	\$0.00	0	\$11,100,000.00	12	260	\$22,950,000.00	260	0	\$0.00	0	0	\$0.00	0	0	\$0.00	0	0	\$13,524,000.00	113	0	\$0.00	0	0	\$1,977,777.00	0	\$260,300.00	66	281	\$10,727,134.00
2011	\$11,167,058.00	17	\$7,150,971.00	42	\$25,931,706.00	27	\$8,541,220.00	10	\$1,710,220.00	0	\$0.00	0	234	\$0.00	0	0	\$0.00	0	0	\$0.00	0	0	\$0.00	0	0	\$1,314,344.00	12	0	\$0.00	0	0	\$1,640,000.00	13	\$187,168.00	374	578	\$18,325,572.00
2010	\$28,623,738.00	10	\$6,416,426.00	36	\$15,883,376.00	9	\$1,088,005.00	6	\$1,088,005.00	3	\$6,230,023.00	12	180	\$44,796,679.00	180	0	\$430,000.00	2	0	\$0.00	0	0	\$0.00	0	1	\$966,000.00	5	0	\$0.00	0	0	\$2,984,775.00	27	\$28,000.00	219	548	\$112,464,215.00
2009	\$8,853,000.00	6	\$12,422,000.00	31	\$915,000.00	4	\$1,163,300.00	4	\$1,163,300.00	4	\$1,163,300.00	4	81	\$18,076,376.00	81	0	\$0.00	0	0	\$0.00	0	0	\$0.00	0	0	\$8,603,000.00	24	0	\$0.00	0	0	\$471,500.00	420	\$1,882,793.00	114	303	\$1,749,303.00
2008	\$8,293,910.00	15	\$6,087,160.00	40	\$5,188,909.00	8	\$3,857,184.00	9	\$0.00	0	\$3,857,184.00	9	142	\$33,857,028.13	142	0	\$0.00	0	0	\$0.00	0	0	\$0.00	0	0	\$24,827,011.00	181	3	\$1,907,920.00	14	2	\$7,305,260.00	52	\$67,800.00	380	502	\$66,050,552.73
2007	\$21,623,000.00	13	\$1,623,000.00	46	\$5,330,000.00	10	\$0.00	0	\$4,888,000.00	10	\$0.00	0	264	\$33,615,248.27	264	1	\$88,400.00	0	0	\$0.00	0	0	\$0.00	0	3	\$6,700,000.00	16	3	\$2,787,316.27	0	\$0.00	\$23,232,977.86	41	\$466,108.00	385	686	\$116,947,261.43
2006	\$5,541,100.00	10	\$7,276,085.24	35	\$9,010,000.00	10	\$0.00	0	\$4,888,000.00	10	\$0.00	0	264	\$33,615,248.27	264	1	\$88,400.00	0	0	\$0.00	0	0	\$0.00	0	3	\$6,700,000.00	16	3	\$2,787,316.27	0	\$0.00	\$23,232,977.86	41	\$466,108.00	385	686	\$116,947,261.43
2005	\$1,030,000.00	0	\$1,030,000.00	31	\$1,030,000.00	10	\$0.00	0	\$4,888,000.00	10	\$0.00	0	264	\$33,615,248.27	264	1	\$88,400.00	0	0	\$0.00	0	0	\$0.00	0	3	\$6,700,000.00	16	3	\$2,787,316.27	0	\$0.00	\$23,232,977.86	41	\$466,108.00	385	686	\$116,947,261.43
2004	\$1,030,000.00	0	\$1,030,000.00	31	\$1,030,000.00	10	\$0.00	0	\$4,888,000.00	10	\$0.00	0	264	\$33,615,248.27	264	1	\$88,400.00	0	0	\$0.00	0	0	\$0.00	0	3	\$6,700,000.00	16	3	\$2,787,316.27	0	\$0.00	\$23,232,977.86	41	\$466,108.00	385	686	\$116,947,261.43
2003	\$1,030,000.00	0	\$1,030,000.00	31	\$1,030,000.00	10	\$0.00	0	\$4,888,000.00	10	\$0.00	0	264	\$33,615,248.27	264	1	\$88,400.00	0	0	\$0.00	0	0	\$0.00	0	3	\$6,700,000.00	16	3	\$2,787,316.27	0	\$0.00	\$23,232,977.86	41	\$466,108.00	385	686	\$116,947,261.43
2002	\$1,030,000.00	0	\$1,030,000.00	31	\$1,030,000.00	10	\$0.00	0	\$4,888,000.00	10	\$0.00	0	264	\$33,615,248.27	264	1	\$88,400.00	0	0	\$0.00	0	0	\$0.00	0	3	\$6,700,000.00	16	3	\$2,787,316.27	0	\$0.00	\$23,232,977.86	41	\$466,108.00	385	686	\$116,947,261.43
2001	\$1,030,000.00	0	\$1,030,000.00	31	\$1,030,000.00	10	\$0.00	0	\$4,888,000.00	10	\$0.00	0	264	\$33,615,248.27	264	1	\$88,400.00	0	0	\$0.00	0	0	\$0.00	0	3	\$6,700,000.00	16	3	\$2,787,316.27	0	\$0.00	\$23,232,977.86	41	\$466,108.00	385	686	\$116,947,261.43
2000	\$1,030,000.00	0	\$1,030,000.00	31	\$1,030,000.00	10	\$0.00	0	\$4,888,000.00	10	\$0.00	0	264	\$33,615,248.27	264	1	\$88,400.00	0	0	\$0.00	0	0	\$0.00	0	3	\$6,700,000.00	16	3	\$2,787,316.27	0	\$0.00	\$23,232,977.86	41	\$466,108.00	385	686	\$116,947,261.43
1999	\$1,030,000.00	0	\$1,030,000.00	31	\$1,030,000.00	10	\$0.00	0	\$4,888,000.00	10	\$0.00	0	264	\$33,615,248.27	264	1	\$88,400.00	0	0	\$0.00	0	0	\$0.00	0	3	\$6,700,000.00	16	3	\$2,787,316.27	0	\$0.00	\$23,232,977.86	41	\$466,108.00	385	686	\$116,947,261.43
1998	\$1,030,000.00	0	\$1,030,000.00	31	\$1,030,000.00	10	\$0.00	0	\$4,888,000.00	10	\$0.00	0	264	\$33,615,248.27	264	1	\$88,400.00	0	0	\$0.00	0	0	\$0.00	0	3	\$6,700,000.00	16	3	\$2,787,316.27	0	\$0.00	\$23,232,977.86	41	\$466,108.00	385	686	\$116,947,261.43
1997	\$1,030,000.00	0	\$1,030,000.00	31	\$1,030,000.00	10	\$0.00	0	\$4,888,000.00	10	\$0.00	0	264	\$33,615,248.27	264	1	\$88,400.00	0	0	\$0.00	0	0	\$0.00	0	3	\$6,700,000.00	16	3	\$2,787,316.27	0	\$0.00	\$23,232,977.86	41	\$466,108.00	385	686	\$116,947,261.43
1996	\$1,030,000.00	0	\$1,030,000.00	31	\$1,030,000.00	10	\$0.00	0	\$4,888,000.00	10	\$0.00	0	264	\$33,615,248.27	264	1	\$88,400.00	0	0	\$0.00	0	0	\$0.00	0	3	\$6,700,000.00	16	3	\$2,787,316.27	0	\$0.00	\$23,232,977.86	41	\$466,108.00	385	686	\$116,947,261.43
1995	\$1,030,000.00	0	\$1,030,000.00	31	\$1,030,000.00	10	\$0.00	0	\$4,888,000.00	10	\$0.00	0	264	\$33,615,248.27	264	1	\$88,400.00	0	0	\$0.00	0	0	\$0.00	0	3	\$6,700,000.00	16	3	\$2,787,316.27	0	\$0.00	\$23,232,977.86	41	\$466,108.00	385	686	\$116,947,261.43
1994	\$1,030,000.00	0	\$1,030,000.00	31	\$1,030,000.00	10	\$0.00	0	\$4,888,000.00	10	\$0.00	0	264	\$33,615,248.27	264	1	\$88,400.00	0	0	\$0.00	0	0	\$0.00	0	3	\$6,700,000.00	16	3	\$2,787,316.27	0	\$0.00	\$23,232,977.86	41	\$466,108.00	385	686	\$116,947,261.43
1993	\$1,030,000.00	0	\$1,030,000.00	31	\$1,030,000.00	10																															

2025 ALBERTA VS. SASKATCHEWAN PERMIT TOTALS

Alberta

	Residential						Prt	Commercial \$	Prt	Industrial \$	Prt	Institutional \$	
	Prt	New Dwelling \$	#	Prt	Improvement \$	Prt							Garage \$
January	1	\$300,000.00	1	1	\$18,960.75	0	\$0.00	1	\$80,000.00	0	\$0.00	0	\$0.00
February	1	\$600,000.00	1	0	\$0.00	0	\$0.00	2	\$350,000.00	0	\$0.00	0	\$0.00
March	3	\$1,600,000.00	3	5	\$264,705.66	0	\$0.00	5	\$8,735,562.00	0	\$0.00	1	\$232,398.00
April	0	\$0.00	0	0	\$0.00	0	\$0.00	0	\$0.00	0	\$0.00	0	\$0.00
May	0	\$0.00	0	0	\$0.00	0	\$0.00	0	\$0.00	0	\$0.00	0	\$0.00
June	0	\$0.00	0	0	\$0.00	0	\$0.00	0	\$0.00	0	\$0.00	0	\$0.00
July	0	\$0.00	0	0	\$0.00	0	\$0.00	0	\$0.00	0	\$0.00	0	\$0.00
August	0	\$0.00	0	0	\$0.00	0	\$0.00	0	\$0.00	0	\$0.00	0	\$0.00
September	0	\$0.00	0	0	\$0.00	0	\$0.00	0	\$0.00	0	\$0.00	0	\$0.00
October	0	\$0.00	0	0	\$0.00	0	\$0.00	0	\$0.00	0	\$0.00	0	\$0.00
November	0	\$0.00	0	0	\$0.00	0	\$0.00	0	\$0.00	0	\$0.00	0	\$0.00
December	0	\$0.00	0	0	\$0.00	0	\$0.00	0	\$0.00	0	\$0.00	0	\$0.00
Total	5	\$2,500,000.00	5	6	\$283,666.41	0	\$0.00	8	\$9,165,562.00	0	\$0.00	1	\$232,398.00

Total Permits		
Permits	Value \$	Dwellings
3	\$398,960.75	1
3	\$950,000.00	1
14	\$10,832,665.66	3
0	\$0.00	0
0	\$0.00	0
0	\$0.00	0
0	\$0.00	0
0	\$0.00	0
0	\$0.00	0
0	\$0.00	0
0	\$0.00	0
0	\$0.00	0
0	\$0.00	0
0	\$0.00	0
20	\$12,181,626.41	5

% of Total Permits	54.05%	78.78%	45.45%
--------------------	--------	--------	--------

Monthly Totals

	Prts	Value \$	Dwell #
January	3	\$398,960.75	1
February	5	\$1,051,000.00	1
March	29	\$14,013,665.66	9
April	0	\$0.00	0
May	0	\$0.00	0
June	0	\$0.00	0
July	0	\$0.00	0
August	0	\$0.00	0
September	0	\$0.00	0
October	0	\$0.00	0
November	0	\$0.00	0
December	0	\$0.00	0
Year To Date	37	\$15,463,626.41	11

Saskatchewan

	Residential						Prt	Commercial \$	Prt	Industrial \$	Prt	Institutional \$	
	Prt	New Dwelling \$	#	Prt	Improvement \$	Prt							Garage \$
January	0	\$0.00	0	0	\$0.00	0	\$0.00	0	\$0.00	0	\$0.00	0	\$0.00
February	0	\$0.00	0	0	\$0.00	0	\$0.00	2	\$101,000.00	0	\$0.00	0	\$0.00
March	2	\$1,620,000.00	6	0	\$0.00	0	\$0.00	13	\$1,561,000.00	0	\$0.00	0	\$0.00
April	0	\$0.00	0	0	\$0.00	0	\$0.00	0	\$0.00	0	\$0.00	0	\$0.00
May	0	\$0.00	0	0	\$0.00	0	\$0.00	0	\$0.00	0	\$0.00	0	\$0.00
June	0	\$0.00	0	0	\$0.00	0	\$0.00	0	\$0.00	0	\$0.00	0	\$0.00
July	0	\$0.00	0	0	\$0.00	0	\$0.00	0	\$0.00	0	\$0.00	0	\$0.00
August	0	\$0.00	0	0	\$0.00	0	\$0.00	0	\$0.00	0	\$0.00	0	\$0.00
September	0	\$0.00	0	0	\$0.00	0	\$0.00	0	\$0.00	0	\$0.00	0	\$0.00
October	0	\$0.00	0	0	\$0.00	0	\$0.00	0	\$0.00	0	\$0.00	0	\$0.00
November	0	\$0.00	0	0	\$0.00	0	\$0.00	0	\$0.00	0	\$0.00	0	\$0.00
December	0	\$0.00	0	0	\$0.00	0	\$0.00	0	\$0.00	0	\$0.00	0	\$0.00
Total	2	\$1,620,000.00	6	0	\$0.00	0	\$0.00	15	\$1,662,000.00	0	\$0.00	0	\$0.00

Total Permits		
Permits	Value \$	Dwellings
0	\$0.00	0
2	\$101,000.00	0
15	\$3,181,000.00	6
0	\$0.00	0
0	\$0.00	0
0	\$0.00	0
0	\$0.00	0
0	\$0.00	0
0	\$0.00	0
0	\$0.00	0
0	\$0.00	0
0	\$0.00	0
0	\$0.00	0
0	\$0.00	0
17	\$3,282,000.00	6

% of Total Permits	45.95%	21.22%	54.55%
--------------------	--------	--------	--------

March 2025 - Permits Issued					
Permit Number	Project Information	Type of Work	Construction Value Total	Construction Location	Lot/Block/Plan
AB					
LYDB001125MU	Residential	New Residential	\$500,000.00	6018 20 Street	38 5 242 1180
LYDB001225MU	Residential	New Residential	\$600,000.00	6023 20 Street	40 13 242 1180
LYDB002125MU	Residential	New Residential	\$500,000.00	7008 38 Street Close	26 22 152 2663
AB	3		\$1,600,000.00		
LYDB001825MU	Residential	Alternative Energy	\$24,360.82	6701 28 Street	140 1 042 4323
LYDB001625MU	Residential	Alternative Energy	\$19,918.09	5008 Miller Drive	4 55 6477 KS
LYDB001725MU	Residential	Alternative Energy	\$15,426.75	4203 72 Avenue	17A 2 092 1134
LYDB000525MU	Residential	Addition	\$120,000.00	2304 52A Ave Close	6 49 862 2011
LYDB001925MU	Residential	Basement Development	\$85,000.00	5504 50A Avenue	11 55 2973 NY
AB	5		\$264,705.66		
LYDB011324MU	Commercial	Addition	\$300,000.00	6502 50 Avenue	1 3 852 1990
LYDB002025MU	Commercial	Interior Renovation	\$6,500,000.00	4215 70 Avenue	1 1 922 3100
LYDB001425MU	Commercial	Interior Renovation	\$1,661,212.00	5105 34 Street	R1 1679 TR
LYDB001525MU	Commercial	Interior Renovation	\$194,350.00	5217 51 Street	15-19 15 3460Q
LYDB000925MU	Commercial	Interior Renovation	\$80,000.00	103, 1404 50 Avenue	Unit 3 122 2936
AB	5		\$8,735,562.00		
LYDB000125MU	Institutional	Addition	\$232,398.00	2115 56 Avenue	2-SR 1 122 4683
AB	1		\$232,398.00		
	14	AB TOTAL	\$10,832,665.66		
SK					
LYDB000425MU	Residential	New Multi-family (3 units)	\$810,000.00	3616C 41B Avenue	13,14,15 102420076
LYDB001025MU	Residential	New Multi-family (3 units)	\$810,000.00	3616B 41B Avenue	23,24,25 - 102420076
SK	2		\$1,620,000.00		
LYDB001325MU	Commercial	Interior Renovation	\$201,000.00	5915 50 Avenue	10-14 11 B1271
LYDB002225MU	Commercial	Interior Renovation	\$350,000.00	4401 49 Avenue	42 8 102423114
LYDB002325MU	Commercial	Interior Renovation	\$800,000.00	4620 47 Avenue	44 14 102109890
LYDB002425MU	Commercial	Interior Renovation	\$21,000.00	4351 41 Avenue	4 1 102102084
LYDB002525MU	Commercial	Interior Renovation	\$21,000.00	4351 41 Avenue	4 1 102102084
LYDB002625MU	Commercial	Interior Renovation	\$21,000.00	4351 41 Avenue	4 1 102102084
LYDB002725MU	Commercial	Interior Renovation	\$21,000.00	4351 41 Avenue	4 1 102102084
LYDB002825MU	Commercial	Interior Renovation	\$21,000.00	4351 41 Avenue	4 1 102102084
LYDB002925MU	Commercial	Interior Renovation	\$21,000.00	4351 41 Avenue	4 1 102102084
LYDB003025MU	Commercial	Interior Renovation	\$21,000.00	4351 41 Avenue	4 1 102102084
LYDB003125MU	Commercial	Interior Renovation	\$21,000.00	4351 41 Avenue	4 1 102102084
LYDB003225MU	Commercial	Interior Renovation	\$21,000.00	4351 41 Avenue	4 1 102102084
LYDB003325MU	Commercial	Interior Renovation	\$21,000.00	4351 41 Avenue	4 1 102102084
SK	13		\$1,561,000.00		
	15	SK TOTAL	\$3,181,000.00		
29 PERMITS ISSUED		SK TOTAL	\$3,181,000.00	SK PERMITS	6 New SK Dwelling Units
		AB TOTAL	\$10,832,665.66	AB PERMITS	3 New AB Dwelling Units
		AB + SK TOTAL	\$14,013,665.66		



29

Permits issued
In March



\$14,013,666

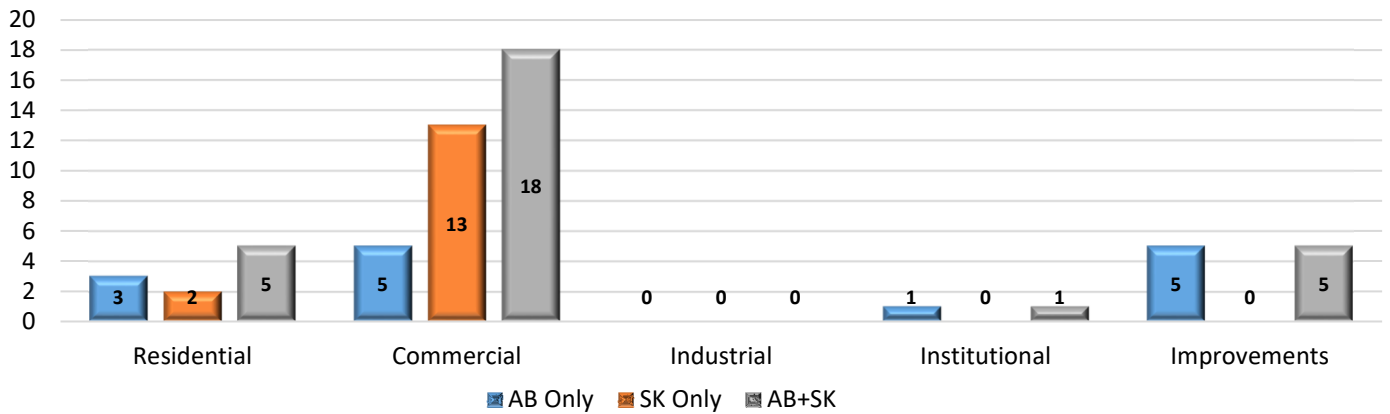
March Construction
Value



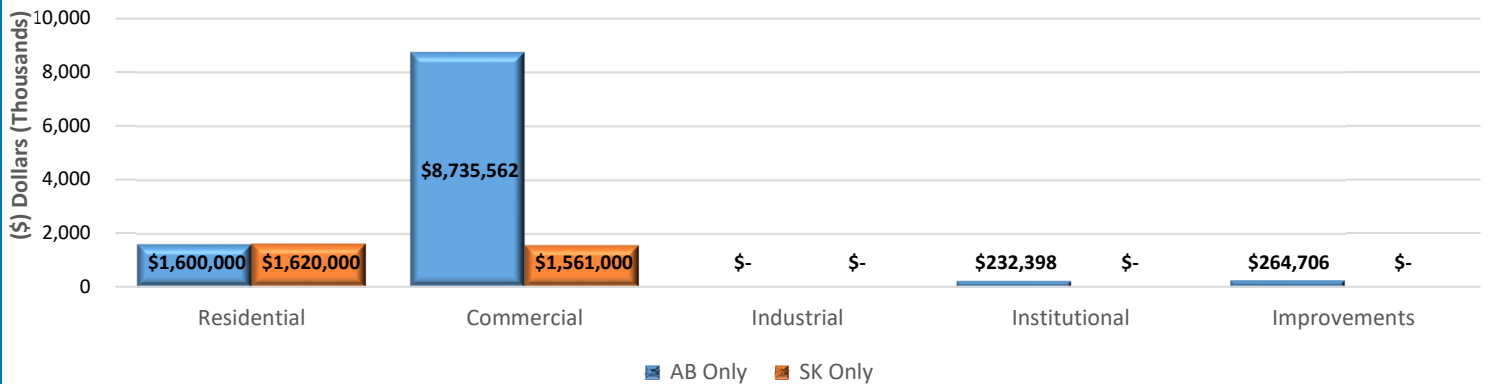
9

New Dwelling Units
issued in March

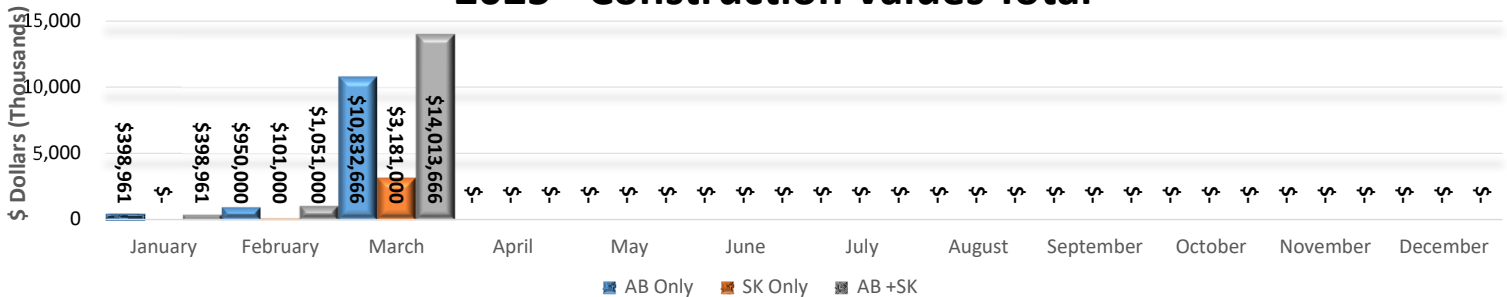
March 2025 - Permits Issued



March 2025 - Construction Values



2025 - Construction Values Total



Year	2021	2022	2023	2024	2025
# of Permits	189	170	123	160	37
Construction Value	\$71,663,690	\$65,564,682	\$120,000,004	\$44,132,464	\$15,463,626
# of New Dwellings	32	125	22	46	11