

2023 ALBERTA VS. SASKATCHEWAN PERMIT TOTALS

Alberta

	Residential			Prt	Commercial \$	Prt	Industrial \$	Prt	Institutional \$				
	Prt	New Dwelling \$	#							Improvement \$	Garage \$		
January	0	\$0.00	0	2	\$32,850.00	0	\$0.00	5	\$5,257,300.00	0	\$0.00	1	\$1,070,000.00
February	1	\$500,000.00	1	0	\$0.00	0	\$0.00	2	\$634,000.00	0	\$0.00	0	\$0.00
March	0	\$0.00	0	1	\$25,000.00	0	\$0.00	2	\$3,505,200.00	0	\$0.00	0	\$0.00
April	2	\$940,000.00	2	1	\$600.00	1	\$40,000.00	4	\$340,000.00	0	\$0.00	0	\$0.00
May	1	\$275,000.00	1	7	\$117,320.00	0	\$0.00	3	\$7,350,000.00	0	\$0.00	1	\$597,989.00
June	1	\$375,590.00	1	6	\$57,000.00	0	\$0.00	2	\$2,329,387.00	0	\$0.00	0	\$0.00
July	0	\$0.00	0	4	\$50,626.00	1	\$10,000.00	2	\$221,155.00	0	\$0.00	0	\$0.00
August	5	\$2,955,000.00	5	4	\$133,000.00	0	\$0.00	2	\$1,700,000.00	0	\$0.00	0	\$0.00
September	2	\$1,025,000.00	2	7	\$513,780.00	1	\$40,000.00	1	\$37,000.00	0	\$0.00	0	\$0.00
October	5	\$2,265,000.00	5	1	\$6,000.00	0	\$0.00	2	\$160,000.00	0	\$0.00	0	\$0.00
November	1	\$100,000.00	1	1	\$7,000.00	0	\$0.00	0	\$0.00	1	\$51,757.00	1	\$1,254,385.00
December	1	\$450,000.00	1	3	\$68,967.00	0	\$0.00	5	\$921,485.00	0	\$0.00	0	\$0.00
Total	19	\$8,885,590.00	19	37	\$1,012,143.00	3	\$90,000.00	30	\$22,455,527.00	1	\$51,757.00	3	\$2,922,374.00

Total Permits		
Permits	Value \$	Dwellings
8	\$6,360,150.00	0
3	\$1,134,000.00	1
3	\$3,530,200.00	0
8	\$1,320,600.00	2
12	\$8,340,309.00	1
9	\$2,761,977.00	1
7	\$281,781.00	0
11	\$4,788,000.00	5
11	\$1,615,780.00	2
8	\$2,431,000.00	5
4	\$1,413,142.00	1
9	\$1,440,452.00	1
93	\$35,417,391.00	19

% of Total Permits 75.61% 29.51% 86.36%

Monthly Totals

	Prts	Value \$	Dwell #
January	11	\$6,960,150.00	2
February	4	\$2,358,429.00	1
March	3	\$3,530,200.00	0
April	9	\$1,672,600.00	3
May	14	\$15,166,471.00	1
June	12	\$3,015,377.00	1
July	8	\$311,781.00	0
August	14	\$4,918,500.00	5
September	18	\$1,989,280.00	2
October	11	\$2,484,750.00	5
November	9	\$76,142,014.00	1
December	10	\$1,450,452.00	1
Year To Date	123	\$120,000,004.00	22

Saskatchewan

	Residential			Prt	Commercial \$	Prt	Industrial \$	Prt	Institutional \$				
	Prt	New Dwelling \$	#							Improvement \$	Garage \$		
January	1	\$350,000.00	2	0	\$0.00	0	\$0.00	2	\$250,000.00	0	\$0.00	0	\$0.00
February	0	\$0.00	0	0	\$0.00	0	\$0.00	1	\$1,224,429.00	0	\$0.00	0	\$0.00
March	0	\$0.00	0	0	\$0.00	0	\$0.00	0	\$0.00	0	\$0.00	0	\$0.00
April	1	\$352,000.00	1	0	\$0.00	0	\$0.00	0	\$0.00	0	\$0.00	0	\$0.00
May	0	\$0.00	0	1	\$2,000.00	0	\$0.00	1	\$6,824,162.00	0	\$0.00	0	\$0.00
June	0	\$0.00	0	2	\$3,400.00	0	\$0.00	1	\$250,000.00	0	\$0.00	0	\$0.00
July	0	\$0.00	0	1	\$30,000.00	0	\$0.00	0	\$0.00	0	\$0.00	0	\$0.00
August	0	\$0.00	0	1	\$500.00	0	\$0.00	1	\$30,000.00	1	\$100,000.00	0	\$0.00
September	0	\$0.00	0	4	\$60,000.00	0	\$0.00	1	\$150,000.00	1	\$160,000.00	1	\$3,500.00
October	0	\$0.00	0	2	\$28,750.00	0	\$0.00	1	\$25,000.00	0	\$0.00	0	\$0.00
November	0	\$0.00	0	1	\$30,000.00	0	\$0.00	2	\$434,372.00	0	\$0.00	2	\$74,264,500.00
December	0	\$0.00	0	1	\$10,000.00	0	\$0.00	0	\$0.00	0	\$0.00	0	\$0.00
Total	2	\$702,000.00	3	13	\$164,650.00	0	\$0.00	10	\$9,187,963.00	2	\$260,000.00	3	\$74,268,000.00

Total Permits		
Permits	Value \$	Dwellings
3	\$600,000.00	2
1	\$1,224,429.00	0
0	\$0.00	0
1	\$352,000.00	1
2	\$6,826,162.00	0
3	\$253,400.00	0
1	\$30,000.00	0
3	\$130,500.00	0
7	\$373,500.00	0
3	\$53,750.00	0
5	\$74,728,872.00	0
1	\$10,000.00	0
30	\$84,582,613.00	3

% of Total Permits 24.39% 70.49% 13.64%

Decemeber 2023 - Permits Issued

Permit Number	Project Information	Type of Work	Construction Value Total	Construction Location	Lot/Block/Plan
AB					
LYDB012423MU	Residential	New Construction	\$450,000.00	1902 60A Avenue	30 5 222 1544
AB	1		\$450,000.00		
LYDB010923MU	Residential	Addition	\$20,000.00	5230 19 Street	15A 55 062 6249
LYDB011223MU	Residential	Addition	\$25,000.00	1615 53A Ave Close	118 54 074 0287
LYDB012223MU	Residential	Solar Panels	\$23,967.00	2912 58 Avenue	55 33 792 2747
AB	3		\$68,967.00		
LYDB011123MU	Commercial	Renovation	\$198,000.00	6305 44 Street	3 2 4348 HW
LYDB011723MU	Commercial	Addition	\$70,000.00	5602 63 Avenue	2 17 992 6101
LYDB011923MU	Commercial	Renovation	\$359,000.00	6305 44 Street	3 2 4348 HW
LYDB012123MU	Commercial	Renovation	\$214,485.00	2634 50 Avenue	Unit 9, 10 Condo PI 032 5288
LYDB012523MU	Commercial	Accessory Building (Garden Centre)	\$80,000.00	5027 44 Street	42 1 162 2097
AB	5		\$921,485.00		
	9	AB TOTAL	\$1,440,452.00		
SK					
LYDB011423MU	Residential	Accessory Building	\$10,000.00	3316 44A Avenue	29 12 101860567
SK	1		\$10,000.00		
	1	SK TOTAL	\$10,000.00		
10 PERMITS ISSUED		SK TOTAL	\$10,000.00	1 SK PERMITS	0 New SK Dwelling Units
		AB TOTAL	\$1,440,452.00	AB PERMITS	1 New AB Dwelling Units
		AB + SK TOTAL	\$1,450,452.00		



10

Permits issued
In December



\$1,450,452

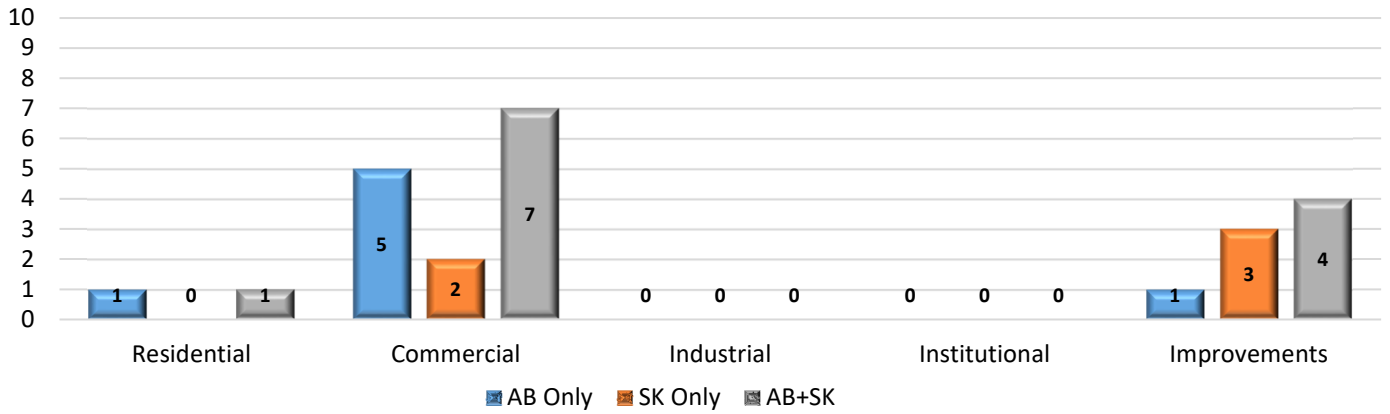
December
Construction Value



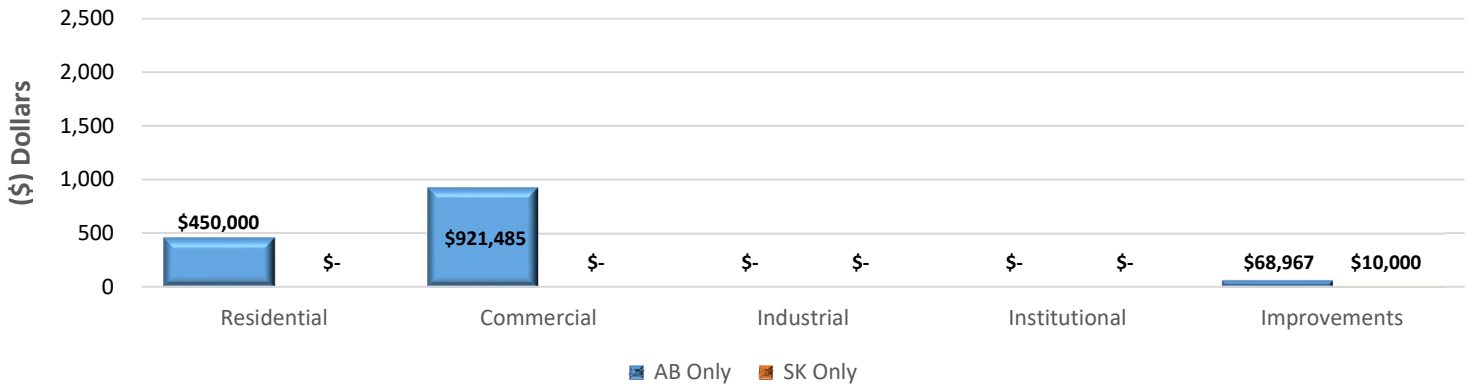
1

New Dwelling Unit(s)
issued in December

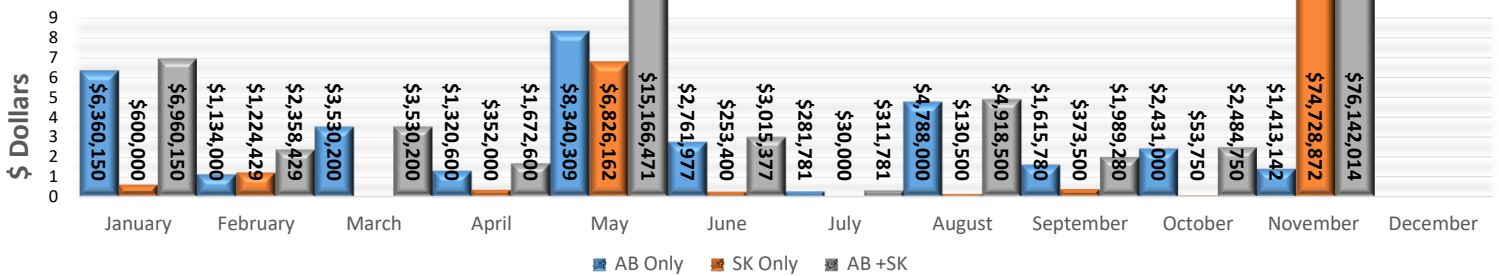
December 2023- Permits Issued



December 2023- Construction Values



2023 Construction Values Total



Year	2019	2020	2021	2022	2023
# of Permits	151	149	189	170	123
Construction Value	\$25,153,350	\$22,079,877	\$71,663,690	\$65,564,682	\$120,000,004
# of New Dwellings	40	28	32	125	22