

City of Lloydminster  
2025 Building Statistics

Year To Date

Month	Commercial				Industrial				Institutional				Residential												Permit Total												
	New	Prt.	Improvement	Prt.	New	Prt.	Improvement	Prt.	New	Prt.	Improvement	Prt.	Prt.	New Single Det.	#	Prt.	Semi-Detached Duplex	#	Prt.	Mobile Home	#	Prt.	New Apartment/ Garden Suite/Basement Suite	#	Prt.	New Rowhouse	#	Prt.	New Townhouse	#	Prt.	Improvement	Prt.	Garage	# of Dwellings	Pts.	Value (\$)
January	\$0.00	0	\$80,000.00	1	\$0.00	0	\$0.00	0	\$0.00	0	\$0.00	0	1	\$300,000.00	1	0	\$0.00	0	0	\$0.00	0	0	\$0.00	0	0	\$0.00	0	0	\$0.00	0	1	\$18,680.75	0	\$0.00	1	3	\$398,680.75
February	\$0.00	0	\$42,100.00	0	\$0.00	0	\$0.00	0	\$0.00	0	\$0.00	0	1	\$200,000.00	0	0	\$0.00	0	0	\$0.00	0	0	\$0.00	0	0	\$0.00	0	0	\$0.00	0	0	\$0.00	0	0	0	2	\$1,150,000.00
March	\$0.00	0	\$0.00	0	\$0.00	0	\$0.00	0	\$0.00	0	\$0.00	0	0	\$0.00	0	0	\$0.00	0	0	\$0.00	0	0	\$0.00	0	0	\$0.00	0	0	\$0.00	0	0	\$0.00	0	0	0	0	\$0.00
April	\$0.00	0	\$0.00	0	\$0.00	0	\$0.00	0	\$0.00	0	\$0.00	0	0	\$0.00	0	0	\$0.00	0	0	\$0.00	0	0	\$0.00	0	0	\$0.00	0	0	\$0.00	0	0	\$0.00	0	0	0	0	\$0.00
May	\$0.00	0	\$0.00	0	\$0.00	0	\$0.00	0	\$0.00	0	\$0.00	0	0	\$0.00	0	0	\$0.00	0	0	\$0.00	0	0	\$0.00	0	0	\$0.00	0	0	\$0.00	0	0	\$0.00	0	0	0	0	\$0.00
June	\$0.00	0	\$0.00	0	\$0.00	0	\$0.00	0	\$0.00	0	\$0.00	0	0	\$0.00	0	0	\$0.00	0	0	\$0.00	0	0	\$0.00	0	0	\$0.00	0	0	\$0.00	0	0	\$0.00	0	0	0	0	\$0.00
July	\$0.00	0	\$0.00	0	\$0.00	0	\$0.00	0	\$0.00	0	\$0.00	0	0	\$0.00	0	0	\$0.00	0	0	\$0.00	0	0	\$0.00	0	0	\$0.00	0	0	\$0.00	0	0	\$0.00	0	0	0	0	\$0.00
August	\$0.00	0	\$0.00	0	\$0.00	0	\$0.00	0	\$0.00	0	\$0.00	0	0	\$0.00	0	0	\$0.00	0	0	\$0.00	0	0	\$0.00	0	0	\$0.00	0	0	\$0.00	0	0	\$0.00	0	0	0	0	\$0.00
September	\$0.00	0	\$0.00	0	\$0.00	0	\$0.00	0	\$0.00	0	\$0.00	0	0	\$0.00	0	0	\$0.00	0	0	\$0.00	0	0	\$0.00	0	0	\$0.00	0	0	\$0.00	0	0	\$0.00	0	0	0	0	\$0.00
October	\$0.00	0	\$0.00	0	\$0.00	0	\$0.00	0	\$0.00	0	\$0.00	0	0	\$0.00	0	0	\$0.00	0	0	\$0.00	0	0	\$0.00	0	0	\$0.00	0	0	\$0.00	0	0	\$0.00	0	0	0	0	\$0.00
November	\$0.00	0	\$0.00	0	\$0.00	0	\$0.00	0	\$0.00	0	\$0.00	0	0	\$0.00	0	0	\$0.00	0	0	\$0.00	0	0	\$0.00	0	0	\$0.00	0	0	\$0.00	0	0	\$0.00	0	0	0	0	\$0.00
December	\$0.00	0	\$0.00	0	\$0.00	0	\$0.00	0	\$0.00	0	\$0.00	0	0	\$0.00	0	0	\$0.00	0	0	\$0.00	0	0	\$0.00	0	0	\$0.00	0	0	\$0.00	0	0	\$0.00	0	0	0	0	\$0.00
Total	\$0.00	0	\$137,100.00	1	\$0.00	0	\$0.00	0	\$0.00	0	\$0.00	0	2	\$500,000.00	1	0	\$0.00	0	0	\$0.00	0	0	\$0.00	0	0	\$0.00	0	0	\$0.00	0	0	\$0.00	0	0	0	2	\$1,499,680.75

Year To Year Totals

Year	Commercial				Industrial				Institutional				Residential												Permit Total																						
	New	Prt.	Improvement	Prt.	New	Prt.	Improvement	Prt.	New	Prt.	Improvement	Prt.	Prt.	New Single Det.	#	Prt.	Semi-Detached	#	Prt.	Mobile Home	#	Prt.	New Apartment	#	Prt.	New Rowhouse	#	Prt.	New Townhouse	#	Prt.	Improvement	Prt.	Garage	# of Dwellings	Pts.	Value (\$)										
2025	\$0.00	0	\$531,000.00	0	\$0.00	0	\$0.00	0	\$0.00	0	\$0.00	0	1	\$300,000.00	1	0	\$0.00	0	0	\$0.00	0	0	\$0.00	0	0	\$0.00	0	0	\$0.00	0	0	\$0.00	0	\$1,618,690.75	0	\$0.00	1	3	\$3,449,690.75								
2024	\$ 3,158,850.00	6	\$ 5,115,508.00	24	\$ 7,142,420.00	4	\$ 3,334,870.00	8	0	0	\$ 3,780,524.00	6	40	\$ 18,321,000.00	42	0	0	0	0	\$0.00	0	0	\$80,000.00	4	0	\$80,000.00	0	0	\$0.00	0	0	\$0.00	0	\$3 \$ 3,034,874.00	5	\$154,000.00	46	180	\$ 44,132,464.00								
2023	\$21,214,102.00	6	\$10,429,308.00	38	\$0.00	0	\$311,187.00	0	\$14,043,000.00	0	\$3,195,374.00	5	19	\$8,197,000.00	19	0	0	0	0	\$0.00	0	0	\$0.00	0	0	\$0.00	0	0	\$0.00	0	0	\$0.00	0	\$2 \$ 1,196,703.00	11	\$80,000.00	22	129	\$12,003,004.00								
2022	\$2,080,000.00	3	\$4,975,071.00	38	\$1,881,000.00	2	\$270,000.00	2	\$0.00	0	\$26,180,000.00	2	94	\$14,240,348.00	34	2	0	0	0	\$0.00	0	0	\$0.00	0	18	\$11,900,000.00	51	0	\$0.00	0	0	\$0.00	0	\$5 \$3,554,265.00	13	\$175,000.00	129	170	\$65,564,682.00								
2021	\$12,505,000.00	3	\$12,865,584.00	73	\$4,311,384.00	2	\$4,755,000.00	5	\$7,100,000.00	0	\$16,011,080.00	4	28	\$11,254,000.00	30	0	0	0	0	\$0.00	0	0	\$0.00	0	0	\$0.00	0	0	\$0.00	0	0	\$0.00	0	\$3 \$1,873,522.00	20	\$150,000.00	32	188	\$73,633,690.00								
2020	\$3,348,000.00	4	\$4,517,730.00	37	\$3,600,000.00	2	\$0.00	0	\$0.00	0	\$85,340.00	0	24	\$0.00	24	0	0	0	0	\$0.00	0	0	\$0.00	0	1	\$60,000.00	4	0	\$0.00	0	0	\$0.00	0	\$0	\$1,133,304.00	3	\$148,000.00	28	149	\$22,075,877.00							
2019	\$5,675,275.00	4	\$6,461,401.29	31	\$1,000,000.00	2	\$88,000.00	3	\$0.00	0	\$1,962,500.00	0	18	\$5,688,000.00	0	0	0	0	0	\$0.00	0	0	\$0.00	0	0	\$3,024,710.00	18	0	\$0.00	0	0	\$0.00	0	\$0	\$1,048,400.00	2	\$75,000.00	40	143	\$25,130,359.79							
2018	\$2,523,788.00	5	\$6,088,048.00	42	\$0.00	0	\$89,000.00	3	\$0.00	0	\$1,825,588.00	8	38	\$12,541,000.00	38	0	0	0	0	\$0.00	0	0	\$0.00	0	0	\$0.00	0	0	\$0.00	0	0	\$0.00	0	\$0	\$1,816,700.00	4	\$87,000.00	38	198	\$20,900,406.00							
2017	\$10,848,000.00	6	\$11,765,000.00	48	\$1,900,000.00	2	\$0.00	0	\$0.00	0	\$80,000.00	0	17	\$19,331,800.00	0	0	0	0	0	\$0.00	0	0	\$0.00	0	0	\$1,545,000.00	0	0	\$0.00	0	0	\$0.00	0	\$0	\$1,905,000.00	6	\$12,100.00	43	212	\$40,729,816.15							
2016	\$4,898,200.00	7	\$4,898,200.00	30	\$2,400,000.00	0	\$384,000.00	0	\$0.00	0	\$4,580,000.00	0	61	\$18,128,057.00	61	0	0	0	0	\$0.00	0	0	\$0.00	0	1	\$80,000.00	0	0	\$0.00	0	0	\$0.00	0	\$0	\$1,830,821.00	0	\$8	\$179,450.00	58	297	\$39,784,755.00						
2015	\$36,380,121.00	27	\$12,764,942.00	30	\$0,579,942.00	0	\$0.00	0	\$0.00	0	\$14,490,180.00	0	107	\$38,713,688.00	107	0	0	0	0	\$0.00	0	0	\$0.00	0	1	\$1,000,000.00	0	0	\$0.00	0	0	\$0.00	0	\$0	\$6,414,887.00	12	\$205,000.00	124	376	\$11,270,424.81							
2014	\$35,765,114.00	17	\$6,729,270.00	37	\$1,719,290.00	11	\$1,719,290.00	0	\$1,719,290.00	0	\$3,990,000.00	0	173	\$17,718,476.00	173	0	0	0	0	\$0.00	0	0	\$0.00	0	0	\$25,398,000.00	309	2	\$1,400,000.00	18	0	\$0.00	0	\$0	\$2,447,205.00	44	\$205,000.00	599	\$1,72,238,930.50								
2013	\$56,345,014.42	15	\$16,178,307.00	32	\$21,371,570.00	17	\$2,895,404.00	10	\$5,000,000.00	17	\$597,851.00	7	241	\$64,885,874.00	241	0	0	0	0	\$0.00	0	0	\$0.00	0	28	\$13,708,608.00	132	1	\$605,387.00	0	0	\$0.00	0	\$0	\$1,448,943.87	11	\$243,716.00	384	585	\$18,460,162.29							
2012	\$10,300,000.00	15	\$10,300,000.00	0	\$0.00	0	\$0.00	0	\$0.00	0	\$0.00	0	26	\$10,300,000.00	26	0	0	0	0	\$0.00	0	0	\$0.00	0	0	\$13,504,700.00	113	0	\$0.00	0	0	\$0.00	0	\$0	\$1,997,717.00	13	\$260,301.00	68	281	\$10,774,134.00							
2011	\$11,167,058.00	17	\$1,167,058.00	42	\$25,931,706.00	27	\$8,541,220.00	10	\$1,710,220.00	0	\$0.00	0	234	\$0.00	0	0	0	0	\$0.00	0	0	\$0.00	0	0	\$1,514,151.00	0	0	\$0.00	0	0	\$0.00	0	\$0	\$1,643,000.00	13	\$18,168.00	374	978	\$16,325,572.00								
2010	\$28,623,773.00	10	\$6,875,426.00	36	\$15,883,376.00	9	\$1,088,005.00	6	\$1,000,000.00	3	\$6,230,023.00	12	180	\$44,796,679.00	180	0	0	0	0	\$0.00	0	0	\$0.00	0	1	\$665,000.00	5	0	\$0.00	0	0	\$0.00	0	\$0	\$2,884,775.00	27	\$28,623,773.00	219	548	\$12,464,215.00							
2009	\$8,853,000.00	6	\$12,422,000.00	31	\$915,000.00	4	\$1,153,500.00	4	\$1,153,500.00	0	\$1,153,500.00	4	81	\$18,076,376.00	81	0	0	0	0	\$0.00	0	0	\$0.00	0	0	\$8,603,000.00	24	0	\$0.00	0	0	\$0.00	0	\$0	\$471,900.00	1200	\$1,882,793.00	114	303	\$1,749,303.00							
2008	\$8,097,910.00	15	\$8,097,910.00	40	\$5,188,909.00	8	\$3,629,800.00	2	\$0.00	0	\$0.00	0	142	\$33,857,028.73	142	0	0	0	0	\$0.00	0	0	\$0.00	0	0	\$24,802,911.00	181	3	\$7,305,920.00	14	2	\$7,305,920.00	0	\$0	\$7,305,920.00	0	\$0	\$6,820,000.00	380	502	\$86,056,552.73						
2007	\$21,023,000.00	13	\$13,602,400.00	46	\$5,530,000.00	10	\$0.00	0	\$4,888,100.00	10	\$0.00	0	264	\$33,675,421.27	264	1	0	0	0	\$0.00	0	0	\$0.00	0	0	\$6,700,000.00	166	3	\$2,787,316.27	0	0	\$0.00	0	\$0	\$2,232,977.86	41	\$468,108.00	385	686	\$116,947,261.43							
2006	\$5,541,110.00	10	\$7,276,000.00	35	\$9,916,142.00	14	\$7,970,000.00	8	\$6,897,756.00	0	\$6,897,756.00	0	260	\$1,022,773.00	260	0	0	0	0	\$0.00	0	0	\$0.00	0	0	\$10,848,000.00	119	1	\$7,844,000.00	13	0	\$0.00	0	\$0	\$1,848,000.00	4	\$84	\$67	\$1,154,068.94								
2005	\$12,221,000.00	0	\$2,754,800.00	32	\$15,949,700.00	19	\$2,110,245.00	12	\$2,867,841.00	0	\$1,498,500.00	0	262	\$1,498,500.00	262	0	0	0	0	\$0.00	0	0	\$0.00	0	0	\$10,967,000.00	158	3	\$7,844,000.00	0	0	\$0.00	0	\$0	\$14,400,000.00	0	\$0	\$292,862.00	504	\$26	\$12,532,554.00						
2004	\$1,100,000.00	0	\$1,100,000.00	0	\$0.00	0	\$0.00	0	\$0.00	0	\$0.00	0	0	\$0.00	0	0	0	0	\$0.00	0	0	\$0.00	0	0	\$10,000.00	0	0	\$0.00	0	0	\$0.00	0	\$0	\$1,100,000.00	0	\$0	\$1,100,000.00	0	\$0	\$1,100,000.00	0	\$0	\$1,100,000.00	0	\$0	\$1,100,000.00	
2003	\$17,770,000.00	0	\$6,226,000.00	30	\$1,059,525.00	7	\$95,150.32	9	\$0.00	0	\$113,487.00	0	197	\$32,615,800.00	197	0	0	0	0	\$0.00	0	0	\$0.00	0	0	\$110,000.00	0	0	\$0.00	0	0	\$0.00	0	\$0	\$1,036,160.00	25	\$18,600.00	199	371	\$30,626,945.32							
2002	\$13,946,000.00	8	\$2,476,000.00	31	\$6,426,000.00	12	\$0.00	0	\$0.00	0	\$0.00	0	299	\$32,760,400.00	299	0	0	0	0	\$0.00	0	0	\$0.00	0	0	\$170,000.00	14	0	\$0.00	0	0	\$0.00	0	\$0	\$1,710,000.00	0	\$0	\$1,710,000.00	0	\$0	\$1,710,000.00	0	\$0	\$1,710,000.00	0	\$0	\$1,710,000.00
2001	\$13,946,000.00	8	\$2,476,000.00	31	\$6,426,000.00	12	\$0.00	0	\$0.00	0	\$0.00	0	299	\$32,760,400.00	299	0	0	0	0	\$0.00	0	0	\$0.00	0	0	\$170,000.00	14	0	\$0.00	0	0	\$0.00	0	\$0	\$1,710,000.00	0	\$0	\$1,710,000.00	0	\$0	\$1,710,000.00	0	\$0	\$1,710,000.00	0	\$0	\$1,710,000.00
2000	\$20,329,000.00	9	\$6,168,000.00	28	\$2,842,800.00	12	\$1,247,700.00	15	\$15,785,100.00	0	\$0.00	0	140	\$15,975,306.15	140	0	0	0	0	\$0.00	0	0	\$0.00	0	2	\$166,550.00	0	0	\$0.00	0	0	\$0.00	0	\$0	\$244,000.00	26	\$344,000.00	145	300	\$40,991,473.45							
1999	\$17,897,000.00	9	\$17,897,000.00	0	\$0.00	0	\$0.00	0	\$0.00	0	\$0.00	0	117	\$17,897,000.00	117	0	0	0	0	\$0.00	0	0	\$0.00	0	0	\$10,240,000.00	110	0	\$0.00	0	0	\$0.00	0	\$0	\$1,653,000.00	0	\$0	\$1,653,000.00	0	\$0	\$1,653,000.00	0	\$0	\$1,653,000.00	0	\$0	\$1,653,000.00
1998	\$425,000.00	0	\$1,417,450.00	22	\$2,820,000.00	0	\$1,259,000.00	0	\$0.00	0	\$0.00	0	125	\$14,110,100.00	125	0	0	0	0	\$0.00	0	0	\$0.00	0	0	\$1,000,000.00	18	3	\$1,653,000.00	0	0	\$0.00	0	\$0	\$2,220,000.00	0	\$0	\$2,220,000.00	0	\$0	\$2,220,000.00	0	\$0	\$2,220,000.00	0	\$0	\$2,220,000.00

## 2025 ALBERTA VS. SASKATCHEWAN PERMIT TOTALS

### Alberta

	Residential						Prt	Commercial \$	Prt	Industrial \$	Prt	Institutional \$	
	Prt	New Dwelling \$	#	Prt	Improvement \$	Prt							Garage \$
January	1	\$300,000.00	1	1	\$18,960.75	0	\$0.00	1	\$80,000.00	0	\$0.00	0	\$0.00
February	1	\$600,000.00	1	0	\$0.00	0	\$0.00	2	\$350,000.00	0	\$0.00	0	\$0.00
March	0	\$0.00	0	0	\$0.00	0	\$0.00	0	\$0.00	0	\$0.00	0	\$0.00
April	0	\$0.00	0	0	\$0.00	0	\$0.00	0	\$0.00	0	\$0.00	0	\$0.00
May	0	\$0.00	0	0	\$0.00	0	\$0.00	0	\$0.00	0	\$0.00	0	\$0.00
June	0	\$0.00	0	0	\$0.00	0	\$0.00	0	\$0.00	0	\$0.00	0	\$0.00
July	0	\$0.00	0	0	\$0.00	0	\$0.00	0	\$0.00	0	\$0.00	0	\$0.00
August	0	\$0.00	0	0	\$0.00	0	\$0.00	0	\$0.00	0	\$0.00	0	\$0.00
September	0	\$0.00	0	0	\$0.00	0	\$0.00	0	\$0.00	0	\$0.00	0	\$0.00
October	0	\$0.00	0	0	\$0.00	0	\$0.00	0	\$0.00	0	\$0.00	0	\$0.00
November	0	\$0.00	0	0	\$0.00	0	\$0.00	0	\$0.00	0	\$0.00	0	\$0.00
December	0	\$0.00	0	0	\$0.00	0	\$0.00	0	\$0.00	0	\$0.00	0	\$0.00
Total	2	\$900,000.00	2	1	\$18,960.75	0	\$0.00	3	\$430,000.00	0	\$0.00	0	\$0.00

% of Total Permits	75.00%	93.03%	100.00%
--------------------	--------	--------	---------

### Monthly Totals

	Prts	Value \$	Dwell #
January	3	\$398,960.75	1
February	5	\$1,051,000.00	1
March	0	\$0.00	0
April	0	\$0.00	0
May	0	\$0.00	0
June	0	\$0.00	0
July	0	\$0.00	0
August	0	\$0.00	0
September	0	\$0.00	0
October	0	\$0.00	0
November	0	\$0.00	0
December	0	\$0.00	0
<b>Year To Date</b>	<b>8</b>	<b>\$1,449,960.75</b>	<b>2</b>

### Saskatchewan

	Residential						Prt	Commercial \$	Prt	Industrial \$	Prt	Institutional \$	
	Prt	New Dwelling \$	#	Prt	Improvement \$	Prt							Garage \$
January	0	\$0.00	0	0	\$0.00	0	\$0.00	0	\$0.00	0	\$0.00	0	\$0.00
February	0	\$0.00	0	0	\$0.00	0	\$0.00	2	\$101,000.00	0	\$0.00	0	\$0.00
March	0	\$0.00	0	0	\$0.00	0	\$0.00	0	\$0.00	0	\$0.00	0	\$0.00
April	0	\$0.00	0	0	\$0.00	0	\$0.00	0	\$0.00	0	\$0.00	0	\$0.00
May	0	\$0.00	0	0	\$0.00	0	\$0.00	0	\$0.00	0	\$0.00	0	\$0.00
June	0	\$0.00	0	0	\$0.00	0	\$0.00	0	\$0.00	0	\$0.00	0	\$0.00
July	0	\$0.00	0	0	\$0.00	0	\$0.00	0	\$0.00	0	\$0.00	0	\$0.00
August	0	\$0.00	0	0	\$0.00	0	\$0.00	0	\$0.00	0	\$0.00	0	\$0.00
September	0	\$0.00	0	0	\$0.00	0	\$0.00	0	\$0.00	0	\$0.00	0	\$0.00
October	0	\$0.00	0	0	\$0.00	0	\$0.00	0	\$0.00	0	\$0.00	0	\$0.00
November	0	\$0.00	0	0	\$0.00	0	\$0.00	0	\$0.00	0	\$0.00	0	\$0.00
December	0	\$0.00	0	0	\$0.00	0	\$0.00	0	\$0.00	0	\$0.00	0	\$0.00
Total	0	\$0.00	0	0	\$0.00	0	\$0.00	2	\$101,000.00	0	\$0.00	0	\$0.00

% of Total Permits	25.00%	6.97%	0.00%
--------------------	--------	-------	-------



5

Permits issued  
In February



\$1,051,000

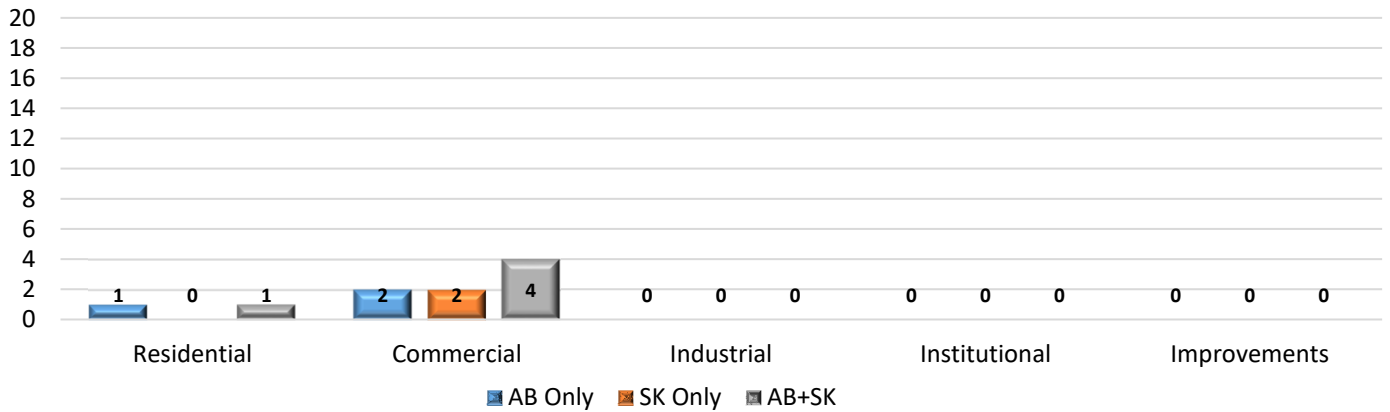
February  
Construction Value



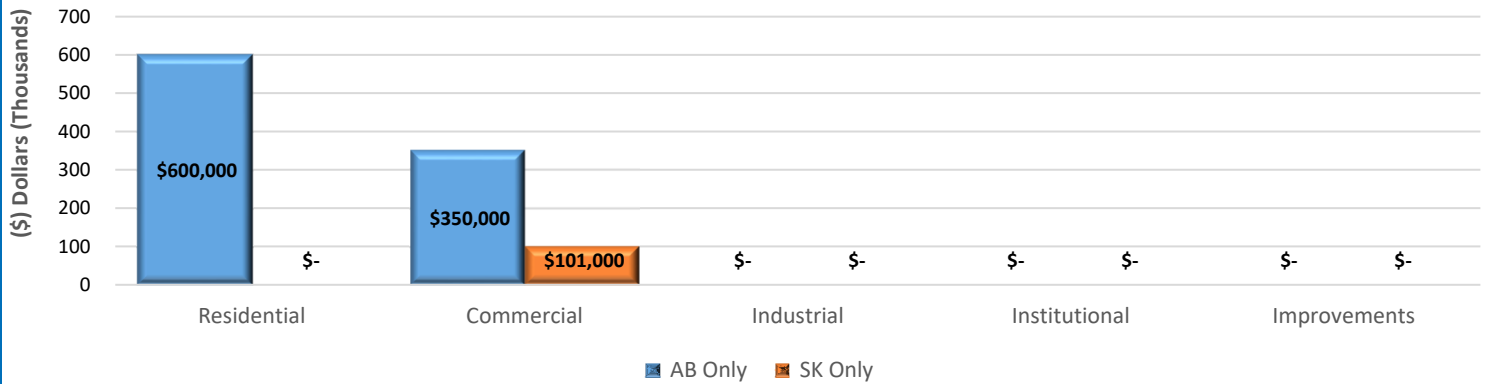
1

New Dwelling Units  
issued in February

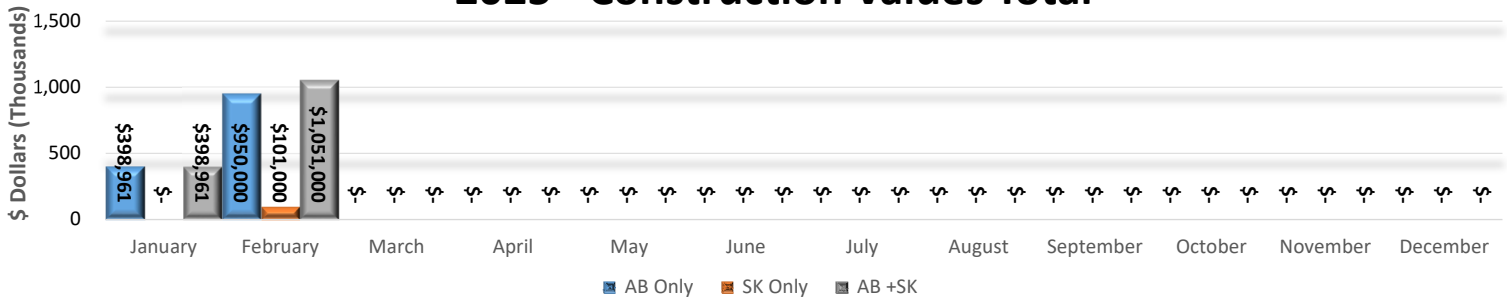
## February 2025 - Permits Issued



## February 2025 - Construction Values



## 2025 - Construction Values Total



Year	2021	2022	2023	2024	2025
# of Permits	189	170	123	160	8
Construction Value	\$71,663,690	\$65,564,682	\$120,000,004	\$44,132,464	\$1,449,691
# of New Dwellings	32	125	22	46	2

## February 2025 - Permits Issued

Permit Number	Project Information	Type of Work	Construction Value Total	Construction Location	Lot/Block/Plan
<b>AB</b>					
LYDB000625MU	Commercial	Renovation	\$100,000.00	6202 67 Street	NE-11-50-01W4
LYDB000725MU	Commercial	Renovation	\$250,000.00	5211 44 Street	G, 902-2963
<b>AB</b>	<b>2</b>		<b>\$350,000.00</b>		
LYDB000825MU	Residential	New Dwelling	\$600,000.00	5237 70 Avenue	36 13 222 1544
<b>AB</b>	<b>1</b>		<b>\$600,000.00</b>		
	<b>3</b>	<b>AB TOTAL</b>	<b>\$950,000.00</b>		
<b>SK</b>					
LYDB015924MU	Commercial	Accessory Building	\$100,000.00	5237 70 Avenue	23 16 102431797
LYDB002124MU	Commercial	Renovation	\$1,000.00	5106 49 Avenue	15A-19 4 B1271
<b>SK</b>	<b>2</b>		<b>\$101,000.00</b>		
	<b>2</b>	<b>SK TOTAL</b>	<b>\$101,000.00</b>		
<b>5 PERMITS ISSUED</b>		<b>SK TOTAL</b>	<b>\$101,000.00</b>	<b>SK PERMITS</b>	<b>0 New SK Dwelling Units</b>
		<b>AB TOTAL</b>	<b>\$950,000.00</b>	<b>AB PERMITS</b>	<b>1 New AB Dwelling Units</b>
		<b>AB + SK TOTAL</b>	<b>\$1,051,000.00</b>		