

# City of Lloydminster 2019 Building Statistics

## Year To Date

Month	Commercial				Industrial				Institutional				Residential												Permit Total													
	New	Prt.	Improvement	Prt.	New	Prt.	Improvement	Prt.	New	Prt.	Improvement	Prt.	Prt.	New Single Det.	#	Prt.	Semi-Detached	#	Prt.	Mobile Home	#	Prt.	New Apartment	#	Prt.	New Rowhouse	#	Prt.	New Townhouse	#	Prt.	Improvement	Prt.	Garage	# of Dwellings	Prts.	Value (\$)	
January	\$818,000.00	1	\$417,000.00	5	\$0.00	0	\$0.00	0	\$0.00	0	\$0.00	0	\$0.00	0	0	\$0.00	0	0	\$0.00	0	0	\$0.00	0	\$0.00	0	\$0.00	0	\$0.00	0	\$0.00	0	\$59,000.00	0	\$0.00	0	7	1	\$1,294,000.00
February	\$0.00	0	\$1,380,000.00	4	\$0.00	0	\$60,000.00	1	\$0.00	0	\$0.00	0	\$0.00	0	0	\$0.00	0	0	\$0.00	0	0	\$0.00	0	\$0.00	0	\$0.00	0	\$0.00	0	\$50,000.00	0	\$0.00	0	1	7	\$1,705,000.00		
March	\$2,450,000.00	1	\$500,000.00	3	\$0.00	0	\$0.00	0	\$0.00	0	\$0.00	0	\$0.00	0	0	\$0.00	0	0	\$0.00	0	0	\$0.00	0	\$0.00	0	\$0.00	0	\$0.00	0	\$181,000.00	0	\$0.00	1	11	\$3,541,000.00			
April	\$0.00	0	\$712,654.00	4	\$0.00	0	\$8,000.00	1	\$0.00	0	\$7,500.00	1	2	\$640,000.00	2	0	\$0.00	0	0	\$0.00	0	0	\$0.00	0	\$0.00	0	\$0.00	0	\$0.00	0	\$261,800.00	1	\$25,000.00	2	22	\$1,654,954.00		
May	\$0.00	0	\$169,747.29	3	\$0.00	0	\$0.00	0	\$0.00	0	\$0.00	0	4	\$1,080,000.00	4	0	\$0.00	0	0	\$0.00	0	0	\$0.00	0	\$0.00	0	\$0.00	0	\$0.00	0	\$125,500.00	0	\$0.00	4	18	\$1,375,247.29		
June	\$0.00	0	\$0.00	0	\$0.00	0	\$0.00	0	\$0.00	0	\$0.00	0	0	\$0.00	0	0	\$0.00	0	0	\$0.00	0	0	\$0.00	0	\$0.00	0	\$0.00	0	\$0.00	0	\$0.00	0	\$0.00	0	0	\$0.00		
July	\$0.00	0	\$0.00	0	\$0.00	0	\$0.00	0	\$0.00	0	\$0.00	0	0	\$0.00	0	0	\$0.00	0	0	\$0.00	0	0	\$0.00	0	\$0.00	0	\$0.00	0	\$0.00	0	\$0.00	0	\$0.00	0	0	\$0.00		
August	\$0.00	0	\$0.00	0	\$0.00	0	\$0.00	0	\$0.00	0	\$0.00	0	0	\$0.00	0	0	\$0.00	0	0	\$0.00	0	0	\$0.00	0	\$0.00	0	\$0.00	0	\$0.00	0	\$0.00	0	\$0.00	0	0	\$0.00		
September	\$0.00	0	\$0.00	0	\$0.00	0	\$0.00	0	\$0.00	0	\$0.00	0	0	\$0.00	0	0	\$0.00	0	0	\$0.00	0	0	\$0.00	0	\$0.00	0	\$0.00	0	\$0.00	0	\$0.00	0	\$0.00	0	0	\$0.00		
October	\$0.00	0	\$0.00	0	\$0.00	0	\$0.00	0	\$0.00	0	\$0.00	0	0	\$0.00	0	0	\$0.00	0	0	\$0.00	0	0	\$0.00	0	\$0.00	0	\$0.00	0	\$0.00	0	\$0.00	0	\$0.00	0	0	\$0.00		
November	\$0.00	0	\$0.00	0	\$0.00	0	\$0.00	0	\$0.00	0	\$0.00	0	0	\$0.00	0	0	\$0.00	0	0	\$0.00	0	0	\$0.00	0	\$0.00	0	\$0.00	0	\$0.00	0	\$0.00	0	\$0.00	0	0	\$0.00		
December	\$0.00	0	\$0.00	0	\$0.00	0	\$0.00	0	\$0.00	0	\$0.00	0	0	\$0.00	0	0	\$0.00	0	0	\$0.00	0	0	\$0.00	0	\$0.00	0	\$0.00	0	\$0.00	0	\$0.00	0	\$0.00	0	0	\$0.00		
Totals	\$3,268,000.00	2	\$3,179,401.29	19	\$0.00	0	\$68,000.00	0	\$0.00	0	\$7,500.00	1	8	\$2,345,000.00	8	0	\$0.00	0	0	\$0.00	0	0	\$0.00	0	\$0.00	0	\$0.00	0	\$0.00	0	\$677,300.00	1	\$25,000.00	8	71	\$9,570,201.29		

## Year To Year Totals

Year	Commercial				Industrial				Institutional				Residential												Permit Total													
	New	Prt.	Improvement	Prt.	New	Prt.	Improvement	Prt.	New	Prt.	Improvement	Prt.	Prt.	New Single Det.	#	Prt.	Semi-Detached	#	Prt.	Mobile Home	#	Prt.	New Apartment	#	Prt.	New Rowhouse	#	Prt.	New Townhouse	#	Prt.	Improvement	Prt.	Garage	# of Dwellings	Prts.	Value (\$)	
2019	\$3,268,000.00	2	\$3,179,401.29	19	\$0.00	0	\$68,000.00	0	\$0.00	0	\$7,500.00	1	8	\$2,345,000.00	8	0	\$0.00	0	0	\$0.00	0	0	\$0.00	0	\$0.00	0	\$0.00	0	\$0.00	0	\$677,300.00	1	\$25,000.00	8	71	\$9,570,201.29		
2018	\$2,523,795.00	5	\$6,099,045.00	42	\$0.00	0	\$887,000.00	3	\$0.00	0	\$1,825,866.00	8	38	\$12,041,000.00	38	0	\$0.00	0	0	\$0.00	0	0	\$0.00	0	\$0.00	0	\$0.00	0	\$0.00	0	\$1,616,700.00	4	\$97,000.00	38	194	\$25,090,406.00		
2017	\$10,848,000.00	5	\$6,812,660.00	46	\$1,650,000.00	2	\$476,098.15	5	\$674,000.00	1	\$760,000.00	2	51	\$16,321,900.00	51	0	\$0.00	0	0	\$0.00	0	0	\$0.00	0	\$0.00	0	\$1,545,000.00	8	1	\$465,000.00	4	89	\$1,020,460.00	6	\$121,500.00	63	212	\$40,732,618.15
2016	\$4,858,293.00	7	\$5,687,433.00	35	\$2,400,000.00	5	\$384,000.00	5	\$0.00	0	\$4,580,000.00	3	51	\$16,125,057.00	51	0	\$0.00	0	0	\$85,000.00	1	0	\$0.00	0	\$0.00	0	\$860,000.00	6	0	\$0.00	0	\$1,629,521.00	8	\$175,452.00	58	257	\$36,784,756.00	
2015	\$36,380,121.00	27	\$12,764,942.00	50	\$9,579,783.00	7	\$450,030.00	3	\$0.00	0	\$14,492,183.00	6	107	\$36,733,668.00	107	0	\$0.00	0	0	\$0.00	0	0	\$0.00	0	\$0.00	0	\$1,000,000.00	9	2	\$1,200,000.00	8	172	\$6,414,697.61	12	\$255,000.00	124	375	\$119,270,424.61
2014	\$36,105,414.00	17	\$8,760,278.00	37	\$19,218,290.50	11	\$1,217,000.00	3	\$90,000.00	1	\$3,294,000.00	4	254	\$68,331,474.00	245	0	\$0.00	0	3	\$372,000.00	3	6	\$25,358,000.00	300	2	\$1,400,000.00	16	9	\$4,137,218.00	36	217	\$4,247,205.00	44	\$204,000.00	600	599	\$172,734,879.50	
2013	\$56,345,014.42	15	\$16,718,307.00	52	\$21,371,379.00	17	\$2,985,404.00	10	\$9,000,000.00	1	\$657,851.00	7	241	\$64,885,874.00	245	0	\$0.00	0	3	\$404,000.00	3	0	\$0.00	0	\$0.00	0	\$0.00	0	\$0.00	0	\$1,440,943.87	11	\$243,716.00	384	585	\$188,409,162.29		
2012	\$10,380,900.00	11	\$6,739,590.00	44	\$13,130,000.00	15	\$7,473,810.00	14	\$45,981,996.00	7	\$1,331,847.00	7	253	\$65,942,990.00	253	0	\$0.00	0	8	\$800,000.00	8	5	\$21,400,000.00	206	24	\$13,504,107.00	115	1	\$324,077.00	4	182	\$1,377,717.00	12	\$385,301.00	586	583	\$188,772,134.00	
2011	\$11,167,059.00	17	\$7,150,574.00	42	\$25,931,706.00	27	\$521,500.00	4	\$57,541,220.00	10	\$1,210,229.00	6	234	\$59,614,278.00	234	0	\$0.00	0	8	\$1,004,151.00	8	1	\$4,095,000.00	63	6	\$6,822,325.00	50	3	\$3,643,000.00	18	198	\$1,314,344.00	22	\$310,188.00	373	578	\$180,325,572.00	
2010	\$26,663,773.00	10	\$6,615,408.00	56	\$19,983,378.00	9	\$1,068,065.00	6	\$118,000.00	3	\$6,230,023.00	12	180	\$44,758,679.00	180	1	\$435,000.00	2	5	\$941,639.00	5	0	\$0.00	0	\$0.00	0	\$966,000.00	5	3	\$2,684,775.00	27	\$28,381.00	219	546	\$112,464,215.00			
2009	\$6,953,000.00	6	\$12,225,290.00	31	\$975,000.00	1	\$1,163,500.00	6	\$1,363,000.00	2	\$110,800.00	4	81	\$18,016,975.00	81	0	\$0.00	0	6	\$660,000.00	6	1	\$3,600,000.00	24	0	\$0.00	0	\$471,590.00	3	230	\$1,832,793.00	24	\$366,355.00	114	393	\$47,738,303.00		
2008	\$8,229,810.00	15	\$8,097,150.00	45	\$5,188,909.00	6	\$329,820.00	2	\$0.00	0	\$3,857,184.00	9	142	\$33,657,028.73	142	0	\$0.00	0	1	\$131,000.00	1	5	\$24,822,011.00	181	3	\$1,901,920.00	14	2	\$7,355,260.00	42	267	\$2,408,840.00	5	\$76,620.00	380	502	\$96,055,552.73	
2007	\$21,023,000.00	13	\$13,405,450.00	45	\$5,330,000.00	9	\$4,698,100.00	10	\$0.00	0	\$2,840,421.00	7	254	\$53,675,345.27	254	1	\$46,440.00	2	0	\$0.00	0	3	\$8,700,000.00	65	3	\$5,787,318.27	65	0	\$0.00	0	\$469,109.03	386	669	\$116,194,068.84				
2006	\$5,541,130.00	10	\$7,284,085.24	35	\$9,916,754.50	14	\$739,000.00	6	\$6,591,758.60	3	\$8,900,517.00	5	260	\$51,505,457.27	260	4	\$1,052,773.00	6	0	\$0.00	0	8	\$10,642,100.00	139	1	\$1,848,000.00	14	2	\$7,537,500.00	75	185	\$4,227,143.23	29	\$407,850.00	494	562	\$116,194,068.84	
2005	\$12,221,000.00	5	\$4,754,800.00	32	\$15,569,701.00	19	\$2,110,245.00	12	\$26,847,000.00	2	\$1,485,500.00	4	262	\$40,347,884.00	262	1	\$2,288,000.00	22	0	\$0.00	0	5	\$10,967,000.00	158	3	\$4,480,000.00	62	0	\$0.00	0	\$129,500.00	0	\$0.00	504	505	\$122,534,777.00		
2004	\$10,203,005.00	19	\$3,015,208.05	43	\$7,521,914.00	17	\$2,766,775.00	7	\$275,000.00	1	\$675,100.00	3	264	\$35,503,300.00	264	0	\$0.00	0	2	\$10,800,000.00	0	2	\$0.00	0	\$0.00	0	\$0.00	0	\$1,078,050.00	33	\$326,308.00	398	486	\$71,955,060.05				
2003	\$7,177,500.00	10	\$6,229,828.00	38	\$1,095,525.00	7	\$65,155.32	9	\$0.00	0	\$13,487.00	5	197	\$23,615,800.00	197	0	\$0.00	0	2	\$110,000.00	2	0	\$0.00	0	\$0.00	0	\$0.00	0	\$0.00	0	\$1,036,150.00	25	\$182,800.00	199	371	\$39,626,345.32		

## 2019 ALBERTA VS. SASKATCHEWAN PERMIT TOTALS

### Alberta

	Residential			Prt	Improvement \$	Prt	Garage \$	Prt	Commercial \$	Prt	Industrial \$	Prt	Institutional \$
	Prt	New Dwelling \$	#										
January	0	\$0.00	0	5	\$37,000.00	0	\$0.00	6	\$1,235,000.00	0	\$0.00	0	\$0.00
February	1	\$215,000.00	1	0	\$0.00	0	\$0.00	3	\$680,000.00	0	\$0.00	0	\$0.00
March	1	\$410,000.00	1	3	\$23,000.00	0	\$0.00	3	\$500,000.00	0	\$0.00	0	\$0.00
April	1	\$340,000.00	1	9	\$212,800.00	0	\$0.00	4	\$712,654.00	1	\$8,000.00	1	\$7,500.00
May	1	\$330,000.00	1	10	\$106,500.00	0	\$0.00	3	\$169,747.29	0	\$0.00	0	\$0.00
June	0	\$0.00	0	0	\$0.00	0	\$0.00	0	\$0.00	0	\$0.00	0	\$0.00
July	0	\$0.00	0	0	\$0.00	0	\$0.00	0	\$0.00	0	\$0.00	0	\$0.00
August	0	\$0.00	0	0	\$0.00	0	\$0.00	0	\$0.00	0	\$0.00	0	\$0.00
September	0	\$0.00	0	0	\$0.00	0	\$0.00	0	\$0.00	0	\$0.00	0	\$0.00
October	0	\$0.00	0	0	\$0.00	0	\$0.00	0	\$0.00	0	\$0.00	0	\$0.00
November	0	\$0.00	0	0	\$0.00	0	\$0.00	0	\$0.00	0	\$0.00	0	\$0.00
December	0	\$0.00	0	0	\$0.00	0	\$0.00	0	\$0.00	0	\$0.00	0	\$0.00
<b>Total</b>	<b>4</b>	<b>\$1,295,000.00</b>	<b>4</b>	<b>27</b>	<b>\$379,300.00</b>	<b>0</b>	<b>\$0.00</b>	<b>19</b>	<b>\$3,297,401.29</b>	<b>1</b>	<b>\$8,000.00</b>	<b>1</b>	<b>\$7,500.00</b>

Total Permits		
Permits	Value \$	Dwellings
11	\$1,272,000.00	0
4	\$895,000.00	1
7	\$933,000.00	1
16	\$1,280,954.00	1
14	\$606,247.29	1
0	\$0.00	0
0	\$0.00	0
0	\$0.00	0
0	\$0.00	0
0	\$0.00	0
0	\$0.00	0
0	\$0.00	0
0	\$0.00	0
0	\$0.00	0
0	\$0.00	0
<b>52</b>	<b>\$4,987,201.29</b>	<b>4</b>

% of Total Permits    73.24%    52.11%    50.00%

### Monthly Totals

	Prts	Value \$	Dwell #
January	13	\$1,294,000.00	0
February	7	\$1,705,000.00	1
March	11	\$3,541,000.00	1
April	22	\$1,654,954.00	2
May	18	\$1,375,247.29	4
June	0	\$0.00	0
July	0	\$0.00	0
August	0	\$0.00	0
September	0	\$0.00	0
October	0	\$0.00	0
November	0	\$0.00	0
December	0	\$0.00	0
<b>Year To Date</b>	<b>71</b>	<b>\$9,570,201.29</b>	<b>8</b>

### Saskatchewan

	Residential			Prt	Improvement \$	Prt	Garage \$	Prt	Commercial \$	Prt	Industrial \$	Prt	Institutional \$
	Prt	New Dwelling \$	#										
January	0	\$0.00	0	2	\$22,000.00	0	\$0.00	0	\$0.00	0	\$0.00	0	\$0.00
February	0	\$0.00	0	1	\$50,000.00	0	\$0.00	1	\$700,000.00	1	\$60,000.00	0	\$0.00
March	0	\$0.00	0	3	\$158,000.00	0	\$0.00	1	\$2,450,000.00	0	\$0.00	0	\$0.00
April	1	\$300,000.00	1	4	\$49,000.00	1	\$25,000.00	0	\$0.00	0	\$0.00	0	\$0.00
May	3	\$750,000.00	3	1	\$19,000.00	0	\$0.00	0	\$0.00	0	\$0.00	0	\$0.00
June	0	\$0.00	0	0	\$0.00	0	\$0.00	1	\$0.00	0	\$0.00	0	\$0.00
July	0	\$0.00	0	0	\$0.00	0	\$0.00	1	\$0.00	0	\$0.00	0	\$0.00
August	0	\$0.00	0	0	\$0.00	0	\$0.00	1	\$0.00	0	\$0.00	0	\$0.00
September	0	\$0.00	0	0	\$0.00	0	\$0.00	1	\$0.00	0	\$0.00	0	\$0.00
October	0	\$0.00	0	0	\$0.00	0	\$0.00	0	\$0.00	0	\$0.00	0	\$0.00
November	0	\$0.00	0	0	\$0.00	0	\$0.00	1	\$0.00	0	\$0.00	0	\$0.00
December	0	\$0.00	0	0	\$0.00	0	\$0.00	0	\$0.00	0	\$0.00	0	\$0.00
<b>Total</b>	<b>4</b>	<b>\$1,050,000.00</b>	<b>4</b>	<b>11</b>	<b>\$298,000.00</b>	<b>1</b>	<b>\$25,000.00</b>	<b>7</b>	<b>\$3,150,000.00</b>	<b>1</b>	<b>\$60,000.00</b>	<b>0</b>	<b>\$0.00</b>

Total Permits		
Permits	Value \$	Dwellings
2	\$22,000.00	0
3	\$810,000.00	0
4	\$2,608,000.00	0
6	\$374,000.00	1
4	\$769,000.00	3
0	\$0.00	0
0	\$0.00	0
0	\$0.00	0
0	\$0.00	0
0	\$0.00	0
0	\$0.00	0
0	\$0.00	0
0	\$0.00	0
<b>19</b>	<b>\$4,583,000.00</b>	<b>4</b>

% of Total Permits    26.76%    47.89%    50.00%



**18**

Permits issued  
In May



**\$1,375,247**

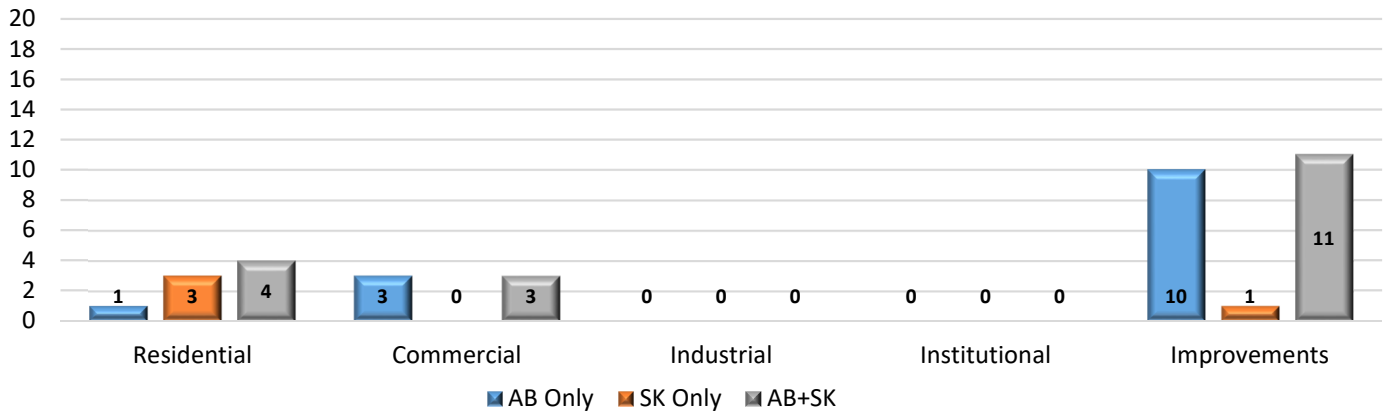
May  
Permit Value



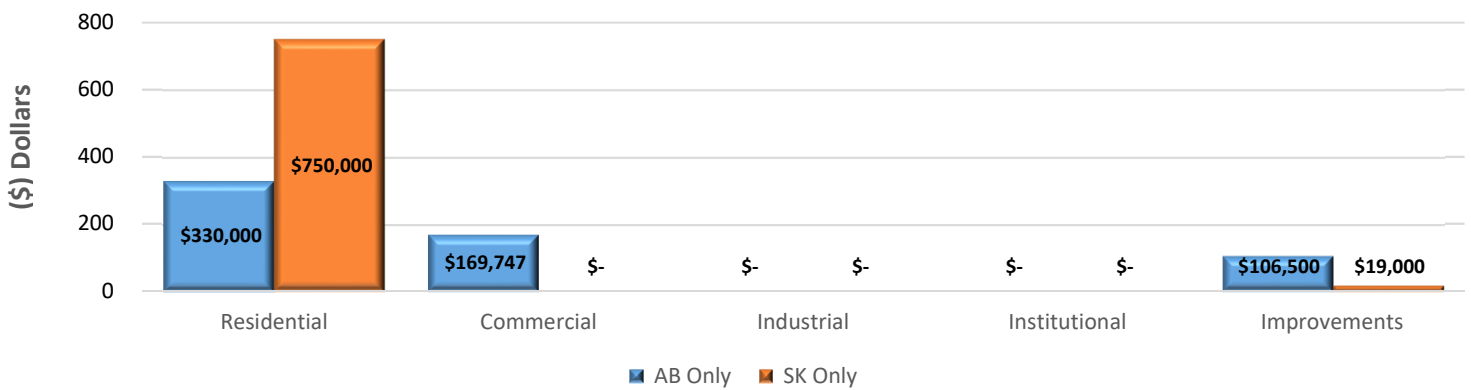
**4**

New Dwellings  
in May

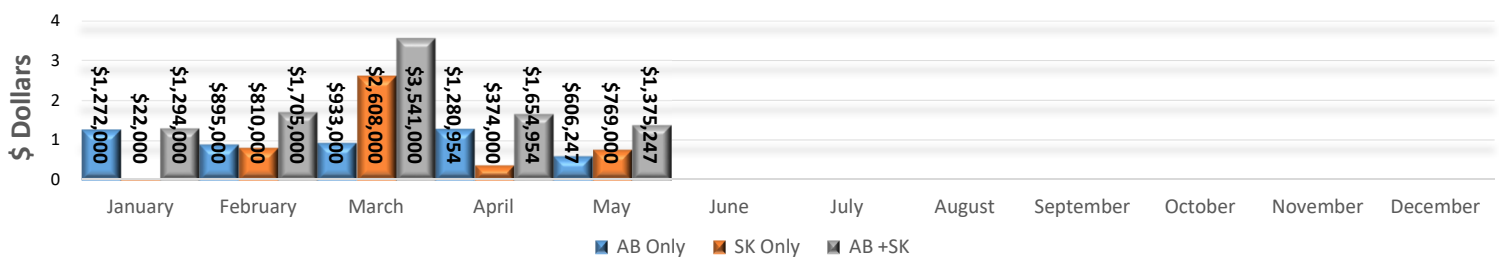
### May 2019 - Permits Issued



### May 2019 Permit Values



### 2019 Permit Values Total



Year	2015	2016	2017	2018	2019
# of Permits	375	257	212	194	71
Permit Value	\$119,270,424	\$36,784,756	\$40,732,618	\$25,090,406	\$9,570,201
# of New Dwellings	124	58	63	38	8

## May 2019

Permit Number	Project Information	Type of Work	Construction Value Total	Construction Location	Lot/Block/Plan
<b>AB</b>					
LYDB002219LD	Residential	Accessory Building	\$ 1,000.00	5409 37 Street	21 17 782 1644
LYDB005119LD	Residential	Addition - Sunroom	\$ 20,000.00	4108 63A Avenue	6 10 992 6121
LYDB005319LD	Residential	Deck	\$ 5,000.00	6015 17 Street	13 15 152 0465
LYDB005519LD	Residential	Basement Development	\$ 20,000.00	6022 18 Street	11 13 132 4415
LYDB005819LD	Residential	Accessory Building	\$ 7,500.00	20- - 5302 56B Street	Unit 20 Condo Pl 962 3743
LYDB006119LD	Residential	Deck	\$ 2,000.00	3404 62 Avenue	8 4 972 3006
LYDB006219LD	Residential	Deck	\$ 2,000.00	7108 37 Street	6 23 132 4708
LYDB007019LD	Residential	Basement Development	\$ 9,000.00	16- - 3390 72 Avenue	Unit 16 Condo Pl 152 3221
LYDB006719LD	Residential	Renovation	\$ 20,000.00	4 Centennial Drive	13 67 773TR
LYDB006519LD	Residential	Deck	\$ 20,000.00	2003 62 Avenue	47 9 142 3911
	<b>10</b>	<b>AB TOTAL</b>	<b>\$106,500.00</b>		
LYDB005719LD	Residential	New Construction	\$ 330,000.00	6204 18 Street Close	19 14 142 4772
	<b>1</b>	<b>AB TOTAL</b>	<b>\$330,000.00</b>		
LYDB005219LD	Commercial	Addition - Ventilation Housing	\$ 44,747.29	5008/10 39 Street	2 5A 002 1108
LYDB006419LD	Commercial	Gas Bar Canopy	\$ 120,000.00	1201 61 Avenue	61 11 172 3446
LYDB006619LD	Commercial	Renovation	\$ 5,000.00	5010 39 Street	2 5A 002 11008
	<b>3</b>	<b>AB TOTAL</b>	<b>\$169,747.29</b>		
	<b>14</b>	<b>AB TOTAL</b>	<b>\$606,247.29</b>		
<b>SK</b>					
LYDB004819LD	Residential	New Construction	\$ 230,000.00	3713 42 Avenue	32 5 102176636
LYDB005919LD	Residential	New Construction	\$ 300,000.00	4607 16 Street	36 9 102195840
LYDB006819LD	Residential	New Construction	\$ 220,000.00	4613 13 Street	10 10 102176681
	<b>3</b>	<b>SK TOTAL</b>	<b>\$750,000.00</b>		
LYDB005419LD	Residential	Basement Development	\$ 19,000.00	4733 18 Street	50 4 101898928
	<b>1</b>	<b>SK TOTAL</b>	<b>\$19,000.00</b>		
	<b>4</b>	<b>SK TOTAL</b>	<b>\$769,000.00</b>		

<b>18 PERMITS ISSUED</b>	<b>SK TOTAL</b>	<b>\$769,000.00</b>	<b>4 SK PERMIT</b>
	<b>AB TOTAL</b>	<b>\$606,247.29</b>	<b>14 AB PERMITS</b>
	<b>AB + SK TOTAL</b>	<b>\$1,375,247.29</b>	