Traffic Volume Report

2021 - 2025

February 2026
Engineering Services

INTRODUCTION

The City of Lloydminster's Engineering Services department has conducted extensive traffic studies associated with the City of Lloydminster's roadways and intersections since 1990. In the early years of the counting program, the City of Lloydminster utilised both automatic tube counters and manual intersection traffic volume studies. In more recent years, the City of Lloydminster has transitioned to using traffic counting cameras and post processing for data collection.

The information being collected by the Engineering Services department is typically used for traffic planning and traffic control warrant analysis purposes. Traffic volume data is available to commercial enterprises, other City of Lloydminster business units, government agencies, and the public.

Disclaimer

This report and the information contained herein is provided for information purposes only and shall not be relied upon without independently verifying the results. Inquiries regarding the information provided withing this report can be directed to the following:

City of Lloydminster – Engineering Services
Operations Centre
6623 – 52 Street
Lloydminster, AB
T9V 3T8

Definitions and Abbreviations

In this report, the following descriptions shall have the meaning hereinafter assigned to them:

- "City" shall refer to the City of Lloydminster
- ADT (Average Daily Traffic)
  - The average 24-hour two-way traffic for a roadway based on a specified date when the traffic counts were taken
- AADT (Annual Average Daily Traffic)
  - The average 24- hour two-way traffic for a roadway based on the volume for an entire year
- TMC (Turning Movement Counts)
  - Represent the various approach movements that pass through an intersection over a given period of time

Traffic Counting Methods

The City used automatic tube counters to conduct 24-hour traffic studies (ATR counts) and manually completed Turning Movement Counts (TMC) up to 2015. As of 2016, the City has since implemented the use of traffic camera hardware for both ATR counts and TMC data collection. AADT conversion factors used are based on data from permanent counters stationed around the City and are operated by Alberta Transportation (AT):

- Counter 60170650, stationed south of City limits
- Counter 60170850, stationed north of City limits

- Counter 50163010, stationed west of City limits

Monthly factors from the locations noted above were averaged and applied to the raw ATR and TMC data to create the tables in this report. These factors are shown below:

MONTH	SOUTH (AT Counter 60170650)	NORTH (AT Counter 60170850)	WEST (AT Counter 50163010)	AVERAGE
January	1.146	1.185	1.190	1.174
February	1.150	1.164	1.160	1.158
March	1.098	1.099	1.093	1.097
April	0.996	1.030	0.979	1.002
May	0.948	0.925	0.950	0.941
June	0.934	0.913	0.930	0.926
July	0.963	0.863	0.894	0.907
August	0.953	0.895	0.904	0.918
September	0.885	0.941	0.921	0.916
October	0.905	0.955	0.942	0.934
November	0.988	1.026	1.030	1.015
December	1.138	1.149	1.134	1.140

TURNING MOVEMENT COUNTS

The table below provides a summary of the 6-hour total traffic volumes entering the specified intersections. The 6-hour total traffic counts are typically conducted through the following times to establish peak hours:

- 7:00AM-9:00AM
- 11:30AM-1:30PM
- 4:00PM-6:00PM

If necessary, where a peak hour could not be distinguished within the hours as shown above, recounts were conducted for periods longer than two (2) hours to capture a true peak hour.

2025 Turning Movement Diagrams and raw data for AM, noon, and PM peak hours are available in Appendix A.

Factored Turning Movement Counts - 6 Hour Volumes

STREET	AVENUE	YEAR	MONTH	North Leg	East Leg	South Leg	West Leg	6-HOUR VOLUME	NOTES
12 Street	40 Avenue	2020	October	619	685	61	1074	2439	
12 Street	40 Avenue	2021	July	669	501	81	1053	2304	
12 Street	47 Avenue	2020	September	337	1330		1152	2820	
12 Street	47 Avenue	2021	June	282	1093		1055	2429	
12 Street	47 Avenue	2022	June	276	1095		996	2366	
12 Street	50 Avenue	2020	October	1377	1068	748	1024	4217	
12 Street	50 Avenue	2021	July	1357	1008	759	1211	4335	
12 Street	50 Avenue	2022	June	1357	1023	814	1020	4214	
12 Street	50 Avenue	2025	July	1506	1172	740	1082	4500	
12 Street	52 Avenue	2020	September	423	1462		1256	3142	
12 Street	59 Avenue	2020	September	499	1641	32	1285	3457	
12 Street	59 Avenue	2025	May	585	1722	28	1609	3945	
12 Street	61 Avenue	2020	September	387	1547		1256	3190	
12 Street	61 Avenue	2024	June	458	1673		1395	3526	SATURDAY
12 Street	61 Avenue	2024	June	569	1863		1478	3910	
12 Street	61 Avenue	2025	May	562	1858		1536	3956	
12 Street	75 Avenue	2020	September	913	1555	9	534	3011	
12 Street	75 Avenue	2022	June	769	1368	27	601	2765	
12 Street	75 Avenue	2024	June	1225	1567	26	553	3371	FRIDAY
12 Street	75 Avenue	2024	June	1137	1606	12	352	3107	SATURDAY
12 Street	75 Avenue	2024	June	970	1750	17	637	3374	
12 Street	75 Avenue	2025	May	1032	1786	17	726	3560	
13 Street	47 Avenue	2023	June	316	77	345	121	858	
14 Street	47A Avenue	2023	June	53		317	85	456	
15 Street	49 Avenue	2021	June	143	275	151	263	832	
15 Street	50 Avenue	2020	October	1579	299	1127	257	3262	
15 Street	50 Avenue	2024	June	2136	545	1559	355	4595	
15 Street	52B Avenue	2020	October		442	357	495	1293	
15 Street	52B Avenue	2024	June		412	386	552	1350	
18 Street	47A Avenue	2021	June	392		372	356	1121	
18 Street	47A Avenue	2023	June	427		443	406	1276	

STREET	AVENUE	YEAR	MONTH	North Leg	East Leg	South Leg	West Leg	6-HOUR VOLUME	NOTES
18 Street	49 Avenue	2020	October	115	647	161	598	1521	
18 Street	50 Avenue	2020	October	2451	1015	1523	994	5983	
18 Street	50 Avenue	2023	June	2456	1046	1665	976	6143	
18 Street	52 Avenue	2020	October	683	791	536		2009	
18 Street	52 Avenue	2021	June	611	696	516		1822	
18 Street	52 Avenue	2024	June	916	907	541		2364	
18 Street	59 Avenue	2020	October	632		504	216	1352	
18 Street	59 Avenue	2023	June	648		567	225	1440	
18 Street	59 Avenue	2025	May	668		582	255	1505	
18 Street	61 Avenue	2021	July	216	67	258		541	
18 Street	61 Avenue	2023	June	254	69	321		644	
19 Street	47 Avenue	2021	June	440	4	304	407	1156	
19 Street	47 Avenue	2023	June	440	1	266	396	1103	
20 Street	57C Avenue	2021	June	298	249	2	54	603	
21 Street	50 Avenue	2024	June	3326	310	3200	145	6981	
21 Street	56 Avenue	2021	June	142	33	135	79	388	
21 Street	61 Avenue	2024	May	344	67	346	158	915	
23 Street	53 Avenue	2023	June	789	820		489	2099	
23 Street	56 Avenue	2021	June	32	336	346	334	1048	
23 Street	57C Avenue	2025	June		300	455	582	1337	
23 Street	59 Avenue	2020	October	1180	530	644	713	3067	
23 Street	59 Avenue	2024	May	1150	556	722	680	3108	
23 Street	59 Avenue	2025	May	1258	549	754	744	3304	
25 Street	47 Avenue	2021	June		876	762	842	2480	
25 Street	47 Avenue	2022	June		1036	723	895	2654	
25 Street	50 Avenue	2020	December	2232	764	2303	1199	6498	
25 Street	50 Avenue	2021	June	2730	878	2692	1341	7640	
25 Street	50 Avenue	2025	June	3135	980	3201	1727	9043	
25 Street	53 Avenue	2020	December	520	1172	767	1319	3778	
25 Street	53 Avenue	2021	June	645	1288	869	1351	4153	
25 Street	53 Avenue	2025	May	654	1615	1002	1788	5060	
25 Street	57A Avenue	2020	October	222	1598	398	1659	3876	

STREET	AVENUE	YEAR	MONTH	North Leg	East Leg	South Leg	West Leg	6-HOUR VOLUME	NOTES
25 Street	57A Avenue	2021	July	185	1262	256	1140	2843	
25 Street	57A Avenue	2022	May	266	1817	359	1761	4203	
25 Street	57A Avenue	2025	May	272	1843	447	1873	4435	
25 Street	59 Avenue	2020	October	2298	1680	1346		5324	
25 Street	59 Avenue	2024	May	2466		1853	1406	5725	
26 Street Close	53 Avenue	2023	June	591		631	38	1260	
27 Street	47 Avenue	2021	June	726	426	825		1977	
27 Street	52 Avenue	2020	October	414	375		569	1358	
27 Street	52 Avenue	2022	June	381	391		575	1348	
27 Street	52 Avenue	2025	May	473	437		680	1591	
27 Street	53 Avenue	2023	June	91	708	639	433	1872	
27 Street	57 Avenue	2023	June		262	48	296	606	
29 Street	34 Avenue	2024	June	295		317	226	837	
29 Street	49 Avenue	2025	July	572		304	403	1279	
29 Street	50 Avenue	2020	October	2621	696	2757	548	6622	
29 Street	50 Avenue	2023	June	2896	590	2886	656	7028	
29 Street	57A Avenue	2023	June	341		299	382	1023	
29 Street	59 Avenue	2020	November	2477	338	2333	167	5314	
29 Street	59 Avenue	2021	June	2010	321	1979	159	4469	
29 Street	59 Avenue	2023	June	2861	356	2552	225	5994	
29 Street	65 Avenue	2023	June	426	101	471	146	1144	
29 Street	75 Avenue	2020	September	958	182	1176		2315	
29 Street	75 Avenue	2021	June	2010	321	1979	159	4469	
29 Street	75 Avenue	2024	June	1293	202	1300		2795	FRIDAY
29 Street	75 Avenue	2024	June	1086	166	1060		2311	SATURDAY
29 Street	75 Avenue	2024	June	1064	218	1336	1	2620	
29 Street	75 Avenue	2024	June	212	355	157	161	886	
29 Street	75 Avenue	2025	May	1080	232	1303	3	2616	
31 Street	50 Avenue	2021	June	2763		2939	286	5988	
31 Street	52 Avenue	2023	June	652	344	415	435	1846	
31 Street	55A Avenue	2025	May	95	398	24	370	887	
31 Street	56 Avenue	2023	June	63	356	344	435	1198	

STREET	AVENUE	YEAR	MONTH	North Leg	East Leg	South Leg	West Leg	6-HOUR VOLUME	NOTES
31 Street	57 Avenue	2023	June	584	517		390	1490	
34 Street	75 Avenue	2021	May	1160	511	1176		2847	
34 Street	75 Avenue	2024	June	1500	582	1307		3389	FRIDAY
34 Street	75 Avenue	2024	June	1298	429	1089		2817	SATURDAY
34 Street	75 Avenue	2024	June	1184	461	1336		2982	
34 Street	75 Avenue	2025	May	1251	551	1349		3150	
35 Street	50 Avenue	2024	June	2859	2948	65		5873	
35 Street	57 Avenue	2025	May	1003	120	955		2079	
35 Street	65 Avenue	2023	June	747		617	367	1731	
35 Street	67 Avenue	2021	May	184	419	158	205	966	
35 Street	67 Avenue	2024	June	212	355	157	161	886	
35 Street	72 Avenue	2021	May	377		462	168	1007	
36 Street	40 Avenue	2020	November	820		553	456	1829	
36 Street	40 Avenue	2022	June	1048		712	480	2241	
36 Street	40 Avenue	2024	May	1014		793	606	2413	
36 Street	40 Avenue	2025	May	1173		830	622	2625	
36 Street	43 Avenue	2020	November	432	766	398	594	2190	
36 Street	43 Avenue	2024	May	469	976	457	713	2616	
36 Street	47 Avenue	2020	October	736	1414	602	1439	4190	
36 Street	47 Avenue	2022	June	504	846	941	1187	3478	
36 Street	47 Avenue	2023	June	387	919	978	1184	3468	
36 Street	47 Avenue	2024	May	494	1100	960	1254	3808	
36 Street	47 Avenue	2025	May	367	1024	936	1281	3607	
36 Street	49 Avenue	2020	October	342	907	953	1203	3406	
36 Street	49 Avenue	2023	June	673	1530	126	1530	3860	
36 Street	50 Avenue	2020	October	2759	1541	2570	1158	8029	
36 Street	50 Avenue	2024	May	3122	1611	3048	1430	9211	
36 Street	50 Avenue	2025	May	3229	1741	3297	1577	9845	
36 Street	51 Avenue	2024	May	677	1817		1755	4248	
36 Street	51 Avenue N	2020	October	549	1594		1551	3694	
36 Street	51 Avenue S	2022	June		1768	364	1538	3670	

STREET	AVENUE	YEAR	MONTH	North Leg	East Leg	South Leg	West Leg	6-HOUR VOLUME	NOTES
36 Street	52 Avenue	2020	October	831	1386	896	1800	4913	
36 Street	52 Avenue	2021	June	1139	1845	989	1938	5912	
36 Street	52 Avenue	2022	June	870	1562	972	1504	4907	
36 Street	52 Avenue	2023	June	919	1810	1097	1597	5424	
36 Street	52 Avenue	2024	June	833	1812	1017	1584	5246	
36 Street	52 Avenue	2025	May	928	1944	1127	1693	5691	
36 Street	57 Avenue	2020	October	725	1587	882	1396	4590	
36 Street	57 Avenue	2021	June	415	871	808	1151	3245	
36 Street	57 Avenue	2024	May	1016	1690	1095	2285	6087	
36 Street	59 Avenue	2020	October	2361	1791	2516	1718	8387	
36 Street	59 Avenue	2023	June	2514	2090	2761	2086	9451	
36 Street	59 Avenue	2024	May	2730	1412	2829	1852	8823	
36 Street	59 Avenue	2025	May	3095	2186	2807	2405	10493	
36 Street	65 Avenue	2020	November	925	1668	779		3373	
36 Street	65 Avenue	2023	December	1424	2204	1103		4731	
36 Street	65 Avenue	2024	May	1075	1958	1013		4046	
36 Street	65 Avenue	2025	June	1077	1872	949		3898	
36 Street	51 Avenue S	2020	October		1587	278	1402	3267	
39 Street	50 Avenue	2023	May	3219		3031	398	6647	
39 Street	51 Avenue	2021	June	881	500	729	553	2663	
39 Street	51 Avenue	2024	June	918	532	821	599	2870	
39 Street	52 Avenue	2020	October	703	465	848	474	2491	
39 Street	52 Avenue	2021	June	1070	574	1108	572	3323	
39 Street	52 Avenue	2024	June	813	628	937	502	2880	
39 Street	56 Avenue	2025	May	656	744		361	1761	
39 Street	57 Avenue	2020	October	827	444	951		2222	
39 Street	57 Avenue	2025	May	971	589	1158		2718	
39 Street	66 Avenue	2021	June	329	1367		1028	2724	
39 Street	66 Avenue	2024	May	366	1183		980	2529	
39 Street	70 Avenue	2021	May	1100	1339	213	469	3122	
39 Street	70 Avenue	2024	May	804	826	235	529	2394	
41 Street	40 Avenue	2022	June	983	129	992	271	2376	

STREET	AVENUE	YEAR	MONTH	North Leg	East Leg	South Leg	West Leg	6-HOUR VOLUME	NOTES
41 Street	40 Avenue	2020	November	802	88	735	226	1851	
41 Street	40 Avenue	2022	August	544	26	531	167	1268	SATURDAY
41 Street	50 Avenue	2024	June	3230	173	2858	322	6584	
41 Street	70 Avenue	2020	December	877	204	770	399	2249	
41 Street	70 Avenue	2025	June	1222	279	1030	545	3076	
43 Street	52 Avenue	2023	June	2698	1042	1894	903	6536	FRIDAY
43 Street	52 Avenue	2023	June	1971	921	1418	937	5247	SATURDAY
43 Street	54 Avenue	2023	June	1439	827	1016	231	3514	FRIDAY
43 Street	54 Avenue	2023	June	961	779	671	152	2563	SATURDAY
43 Street	54 Avenue	2023	June	1154	511	864	175	2704	
43 Street	59 Avenue	2020	November	169	218	129	341	857	
43 Street	62 Avenue	2020	October	2585	501	2407	515	6008	
43 Street	62 Avenue	2022	June	2546	476	2270	616	5908	
43 Street	62 Avenue	2023	May	2855	525	2759	527	6667	
43 Street	62 Avenue	2024	June	2915	451	2576	486	6429	
43 Street	62 Avenue	2025	June	3117	477	2583	692	6869	
43 Street	66 Avenue	2025	June	872	543	803	123	2342	
43 Street	70 Avenue	2024	May	1746	276	1277	637	3936	
44 Street	59 Avenue	2020	November	441	3298	149	3322	7210	
44 Street	37 Avenue	2022	July	36	1916	42	1807	3800	SATURDAY
44 Street	39 Avenue	2025	June	60	2632	22	2657	5372	
44 Street	40 Avenue	2022	June	1204	2378	1400	1983	6964	
44 Street	40 Avenue	2025	June	1437	2740	1713	2211	8101	
44 Street	41 Avenue	2024	June		2708	110	2743	5562	
44 Street	45 Avenue	2023	June	544	2466	703	2625	6338	
44 Street	47 Avenue	2024	June	224	3154	317	3164	6858	
44 Street	48 Avenue	2024	June	292	3379	50	3327	7047	
44 Street	49 Avenue	2022	June	1112	2660	603	3008	7383	
44 Street	49 Avenue	2025	June	1166	3384	803	3492	8845	
44 Street	50 Avenue	2025	June	2151	3759	2397	4027	12334	
44 Street	52 Avenue	2023	May	1534	3855	1328	4474	11190	
44 Street	54 Avenue	2023	May	403	4261	1007	4354	10025	

STREET	AVENUE	YEAR	MONTH	North Leg	East Leg	South Leg	West Leg	6-HOUR VOLUME	NOTES
44 Street	56 Avenue	2021	May	244	5364	441	4800	10849	
44 Street	57 Avenue	2023	May	77	4477	923	4171	9648	
44 Street	59 Avenue	2021	May	581	5326	364	4875	11145	
44 Street	66 Avenue	2021	May	41	4703	1071	4735	10551	
44 Street	70 Avenue	2023	June		4720	1339	4070	10129	
44 Street	75 Avenue	2020	November	570	2978	1223	3056	7828	
44 Street	75 Avenue	2025	June	820	3836	1569	4018	10243	
44 Street	80 Avenue	2025	June	909	3280	1011	3834	9033	
44 Street	Cornerstone Access	2024	May		3677	450	3966	8093	
45 Street	54 Avenue	2024	May	193	100	325	218	837	
46 Street	49 Avenue	2021	July	1233	78	905	247	2464	
46 Street	49 Avenue	2022	June	1115	143	925	195	2378	
46 Street	50 Avenue	2021	July	2194	253	2309	183	4939	
46 Street	50 Avenue	2022	June	1971	121	2035	179	4306	
46 Street	52 Avenue	2021	July	1078	297	1122	157	2654	
47 Street	49 Avenue	2022	June	1128		100	1035	2264	
47 Street	50 Avenue	2022	July	1921		1897	114	3932	
47 Street	51 Avenue	2021	July	221	170	111	200	701	
47 Street	56 Avenue	2024	June	94	199	172	453	918	
47 Street	62 Avenue	2023	May	2792	429	2600		5821	
47 Street	62 Avenue	2025	July	3317	563	2625		6505	
47 Street	62 Avenue	2020	December	1980	278	1830		4089	
48 Street	48 Avenue	2021	July	213	40	214	92	559	
48 Street	49 Avenue	2021	June	1142	102	920	323	2487	
48 Street	49 Avenue	2022	July	1118	34	1145	204	2501	
48 Street	49 Avenue	2025	July	1016	91	932	223	2262	
48 Street	50 Avenue	2020	September	2226	292	2353	813	5685	
48 Street	50 Avenue	2022	July	1643	190	1786	359	3977	
48 Street	50 Avenue	2025	July	1694	238	1709	328	3970	
49 Street	47 Avenue	2024	June	117	84	240	63	504	
49 Street	50 Avenue	2022	July	1664	116	1512		3292	

STREET	AVENUE	YEAR	MONTH	North Leg	East Leg	South Leg	West Leg	6-HOUR VOLUME	NOTES
50 Street	48 Avenue	2024	June	315	328	262	239	1145	
50 Street	49 Avenue	2022	July	798	331	869	392	2389	
50 Street	49 Avenue	2023	May	799	429	861	454	2543	
50 Street	50 Avenue	2020	November	1302	379	1212	684	3576	
50 Street	50 Avenue	2023	May	1616	472	1444	752	4284	
50 Street	50 Avenue	2025	July	1696	393	1451	729	4268	
50 Street	51 Avenue	2025	July	129	356	232	676	1393	
50 Street	52 Avenue	2020	December	129	330	329	392	1181	
50 Street	52 Avenue	2023	September	518	234	590	332	1674	
50 Street	52 Avenue	2025	July	193	337	437	510	1477	
50 Street	56 Avenue	2024	June	48	331	93	429	901	
51 Street	49 Avenue	2022	July	659	6	824	266	1755	
52 Street	40 Avenue	2020	December	332	13	885	548	1778	
52 Street	40 Avenue	2020	December	539	792	480	568	2379	
52 Street	40 Avenue	2022	July	449	22	1052	653	2176	
52 Street	48 Avenue	2024	June		1062	354	1176	2591	
52 Street	49 Avenue	2021	June	840	951	703	638	3133	
52 Street	49 Avenue	2022	July	946	1088	944	767	3745	
52 Street	49 Avenue	2023	May	772	1144	707	866	3489	
52 Street	50 Avenue	2020	December	1482	668	1189	652	3992	
52 Street	50 Avenue	2023	May	2056	995	1725	940	5716	
52 Street	52 Avenue	2020	December	215	597		763	1574	
52 Street	62 Avenue	2024	May	1626	1214	2647	964	6451	
52 Street	62 Street	2020	December	1184	842	1837	461	4324	
54 Street	49 Avenue	2025	July	633	132	855	163	1784	
54 Street	50 Avenue	2025	July	1876	120	1829	121	3945	
55 Street	50 Avenue	2020	November	1538	54	1375	66	3034	
55 Street	50 Avenue	2025	July	1758	47	1654	30	3489	
56 Street	62 Avenue	2020	November	898	46	1226	430	2600	
57 Street	52 Avenue	2021	July	5	222	75	224	526	
57 Street	52 Avenue	2024	June	16	279	156	298	749	
62 Street	49 Avenue	2021	July	60	61	192	400	712	

STREET	AVENUE	YEAR	MONTH	North Leg	East Leg	South Leg	West Leg	6-HOUR VOLUME	NOTES
62 Street	49 Avenue	2024	June	31	41	58	219	350	
62 Street	50 Avenue	2022	July	1423	785	1501	685	4394	
62 Street	50 Avenue	2023	September	1292	883	1320	734	4230	
62 Street	50 Avenue	2025	July	1359	787	1462	626	4234	
62 Street	51 Avenue	2020	November	147	616		541	1304	
62 Street	53 Avenue	2020	November	192	472	104	612	1380	
62 Street	62 Avenue	2020	December	424	574	833	580	2410	
62 Street	62 Avenue	2021	July	381	734	846	817	2777	
62 Street	62 Avenue	2024	June	621	913	1243	929	3706	
62 Street	63 Avenue	2020	November	311	647	182	495	1635	
62 Street	75 Avenue	2020	November	268	451	534		1253	
62 Street	75 Avenue	2021	July	391	967	871		2229	
62 Street	75 Avenue	2024	June	378	727	769		1874	
67 Street	40 Avenue	2021	July	272	65	423	311	1071	
67 Street	70 Avenue	2020	December		208	45	250	502	
Airport Road	75 Avenue	2024	May	95	1	148	39	283	
Brentwood Access	75 Avenue	2020	November	1070	570	849	519	3008	
Brentwood Access	75 Avenue	2024	May	1430	810	1153	582	3975	
Brentwood Access	75 Avenue	2025	June	1413	664	1050	555	3683	
Lakeland Access	59 Avenue	2024	May	1415		1456	262	3133	

AUTOMATIC TRAFFIC RECORDER COUNTS

The table below provides a summary of the AADT volumes for the specified locations in their respective years when counts were conducted. Traffic volume and vehicle class reports for the 2025 ATR counts can be found in Appendix B:

Factored Annual Average Daily Traffic Volumes

ROADWAY	LOCATION	2021	2022	2023	2024	2025
40 Avenue	North of 12 Street		5684			
12 Street	West of 40 Avenue	4458				
12 Street	East of 59 Avenue				7936	
59 Avenue	North of 12 Street					2578
12 Street	West of 59 Avenue					7464
12 Street	West of 61 Avenue				7750	
21 Street	North of 61 Avenue	1296				
23 Street	N of 59 Avenue	4575				
25 Street	West of 50 Avenue			7069		
25 Street	West of 57A Avenue			8120		
59 Avenue	South of 25 Street					3160
59 Avenue	South of 29 Street		13098			
59 Avenue	South of 29 Street	8656				
40 Avenue	North of 36 Street				4876	
36 Street	East of 47 Avenue	3926		4604		
36 Street	West of 47 Avenue			7173		
49 Avenue	North of 36 Street			3012		
36 Street	East of 50 Avenue			7312		
50 Avenue	North of 36 Street		14954			
50 Avenue	South of 36 Street			13558		
62 Avenue	South of 43 Street					12632
44 Street	East of 37 Avenue		12144			
44 Street	East of 40 Avenue				13024	

ROADWAY	LOCATION	2021	2022	2023	2024	2025
44 Street	East of 49 Avenue			15111		
50 Avenue	North of 44 Street			10380		
44 Street	East of 54 Avenue					23448
44 Street	West of 57 Avenue				20352	
44 Street	East of 62 Avenue					22899
44 Street	East of 70 Avenue					27497
44 Street	East of 75 Avenue		15485			
44 Street	West of 80 Avenue			14944		
49 Avenue	North of 46 Street	4026				
50 Avenue	North of 46 Street	9579				
52 Avenue	South of 46 Street	4229				
48 Street	East of 48 Avenue	234				
49 Avenue	North of 48 Street	4055				
40 Avenue	North of 52 Street			5748		
52 Street	East of 49 Avenue			4752		
52 Street	West of 50 Avenue			3856		
49 Avenue	North of 57 Street	1156			1487	
62 Street	South of 49 Avenue	1253				
62 Street	West of 49 Avenue	1384				
67 Street	East of 62 Avenue					3292
67 Street	East of 70 Avenue	1841				
75 Avenue	South of 67 Street	1665				
Airport Road	West of 75 Avenue				156	

Appendix A

2025 TMC Reports

City of Lloydminster
4420-50 Avenue

Lloydminster, Alberta, Canada T9V 0W2
(780) 875-6184 waguinaldo@lloydminster.ca

Count Name: 12 Street and 50 Avenue
Site Code: 1250
Start Date: 07/02/2025
Page No: 1

Turning Movement Data

Start Time	Southbound Approach						Westbound Approach						Northbound Approach						Eastbound Approach						
	Southbound						Westbound						Northbound						Eastbound						
	Right	Thru	Left	U-Turn	Peds	App. Total	Right	Thru	Left	U-Turn	Peds	App. Total	Right	Thru	Left	U-Turn	Peds	App. Total	Right	Thru	Left	U-Turn	Peds	App. Total	Int. Total
7:00 AM	18	18	29	0	0	65	15	9	5	0	0	29	4	17	1	0	0	22	7	26	7	0	0	40	156
7:15 AM	18	13	27	0	0	58	13	15	1	0	0	29	3	11	9	0	0	23	5	25	11	0	0	41	151
7:30 AM	31	13	27	0	0	71	7	25	5	0	0	37	3	26	12	0	0	41	11	28	8	0	0	47	196
7:45 AM	27	10	22	0	0	59	23	47	6	0	0	76	11	33	5	0	0	49	4	35	14	0	0	53	237
Hourly Total	94	54	105	0	0	253	58	96	17	0	0	171	21	87	27	0	0	135	27	114	40	0	0	181	740
8:00 AM	23	16	25	0	0	64	21	9	6	0	0	36	6	23	7	0	0	36	10	21	12	0	0	43	179
8:15 AM	22	21	15	0	0	58	13	15	3	0	0	31	3	28	10	0	0	41	9	14	18	0	0	41	171
8:30 AM	21	14	10	0	0	45	19	17	4	0	0	40	3	25	6	0	0	34	7	9	11	0	0	27	146
8:45 AM	13	19	14	0	0	46	14	18	4	0	0	36	7	19	5	0	0	31	6	12	11	0	0	29	142
Hourly Total	79	70	64	0	0	213	67	59	17	0	0	143	19	95	28	0	0	142	32	56	52	0	0	140	638
*** BREAK ***	-	-	-	-	-	-	-	-	-	-	-	-	-	-	-	-	-	-	-	-	-	-	-	-	-
11:30 AM	28	20	13	0	0	61	23	12	2	0	0	37	3	21	6	0	0	30	5	15	15	0	0	35	163
11:45 AM	26	22	12	0	0	60	18	28	5	0	0	51	4	20	9	0	0	33	8	14	23	0	0	45	189
Hourly Total	54	42	25	0	0	121	41	40	7	0	0	88	7	41	15	0	0	63	13	29	38	0	0	80	352
12:00 PM	34	20	23	0	0	77	24	24	4	0	0	52	2	30	4	0	0	36	7	18	23	0	0	48	213
12:15 PM	25	16	26	0	0	67	27	26	5	0	0	58	3	16	9	0	0	28	3	17	25	0	0	45	198
12:30 PM	31	18	29	0	0	78	12	14	2	0	0	28	1	16	8	0	0	25	6	28	16	0	0	50	181
12:45 PM	34	19	24	0	0	77	31	22	7	0	0	60	4	18	7	0	0	29	3	23	19	0	0	45	211
Hourly Total	124	73	102	0	0	299	94	86	18	0	0	198	10	80	28	0	0	118	19	86	83	0	0	188	803
1:00 PM	29	24	17	0	0	70	15	16	2	0	0	33	5	24	5	0	0	34	3	13	29	0	0	45	182
1:15 PM	24	28	15	0	0	67	16	25	4	0	0	45	7	20	7	0	0	34	9	19	28	0	0	56	202
*** BREAK ***	-	-	-	-	-	-	-	-	-	-	-	-	-	-	-	-	-	-	-	-	-	-	-	-	-
Hourly Total	53	52	32	0	0	137	31	41	6	0	0	78	12	44	12	0	0	68	12	32	57	0	0	101	384
4:00 PM	32	32	17	0	0	81	23	28	4	0	0	55	3	20	4	0	0	27	6	21	27	0	0	54	217
4:15 PM	23	33	22	0	0	78	16	26	5	0	0	47	4	26	8	0	0	38	5	28	25	0	0	58	221
4:30 PM	25	24	17	0	0	66	30	42	7	0	0	79	7	26	18	0	0	51	8	31	15	0	0	54	250
4:45 PM	29	29	19	0	0	77	27	49	3	0	0	79	1	25	9	0	0	35	11	34	28	0	0	73	264
Hourly Total	109	118	75	0	0	302	96	145	19	0	0	260	15	97	39	0	0	151	30	114	95	0	0	239	952
5:00 PM	42	32	30	0	0	104	52	87	7	0	0	146	4	24	12	0	0	40	12	30	17	0	0	59	349
5:15 PM	26	40	18	0	0	84	32	55	6	0	0	93	8	17	13	0	0	38	12	41	31	0	0	84	299
5:30 PM	36	25	14	0	0	75	26	34	5	0	0	65	2	11	7	0	0	20	8	40	22	0	0	70	230
5:45 PM	25	30	18	0	0	73	19	26	6	0	0	51	10	18	13	0	0	41	12	26	13	0	0	51	216
Hourly Total	129	127	80	0	0	336	129	202	24	0	0	355	24	70	45	0	0	139	44	137	83	0	0	264	1094
Grand Total	642	536	483	0	0	1661	516	669	108	0	0	1293	108	514	194	0	0	816	177	568	448	0	0	1193	4963
Approach %	38.7	32.3	29.1	0.0	-	-	39.9	51.7	8.4	0.0	-	-	13.2	63.0	23.8	0.0	-	-	14.8	47.6	37.6	0.0	-	-	-

Total %	12.9	10.8	9.7	0.0	-	33.5	10.4	13.5	2.2	0.0	-	26.1	2.2	10.4	3.9	0.0	-	16.4	3.6	11.4	9.0	0.0	-	24.0	-
Lights	636	511	477	0	-	1624	506	633	84	0	-	1223	79	495	164	0	-	738	151	547	445	0	-	1143	4728
% Lights	99.1	95.3	98.8	-	-	97.8	98.1	94.6	77.8	-	-	94.6	73.1	96.3	84.5	-	-	90.4	85.3	96.3	99.3	-	-	95.8	95.3
Mediums	6	12	5	0	-	23	7	11	10	0	-	28	6	6	7	0	-	19	9	10	3	0	-	22	92
% Mediums	0.9	2.2	1.0	-	-	1.4	1.4	1.6	9.3	-	-	2.2	5.6	1.2	3.6	-	-	2.3	5.1	1.8	0.7	-	-	1.8	1.9
Articulated Trucks	0	13	1	0	-	14	3	25	14	0	-	42	23	13	23	0	-	59	17	11	0	0	-	28	143
% Articulated Trucks	0.0	2.4	0.2	-	-	0.8	0.6	3.7	13.0	-	-	3.2	21.3	2.5	11.9	-	-	7.2	9.6	1.9	0.0	-	-	2.3	2.9
Pedestrians	-	-	-	-	0	-	-	-	-	-	0	-	-	-	-	-	0	-	-	-	-	-	0	-	-
% Pedestrians	-	-	-	-	-	-	-	-	-	-	-	-	-	-	-	-	-	-	-	-	-	-	-	-	-

City of Lloydminster
4420-50 Avenue

Lloydminster, Alberta, Canada T9V 0W2
(780) 875-6184 waguinaldo@lloydminster.ca

Count Name: 12 Street and 50 Avenue
Site Code: 1250
Start Date: 07/02/2025

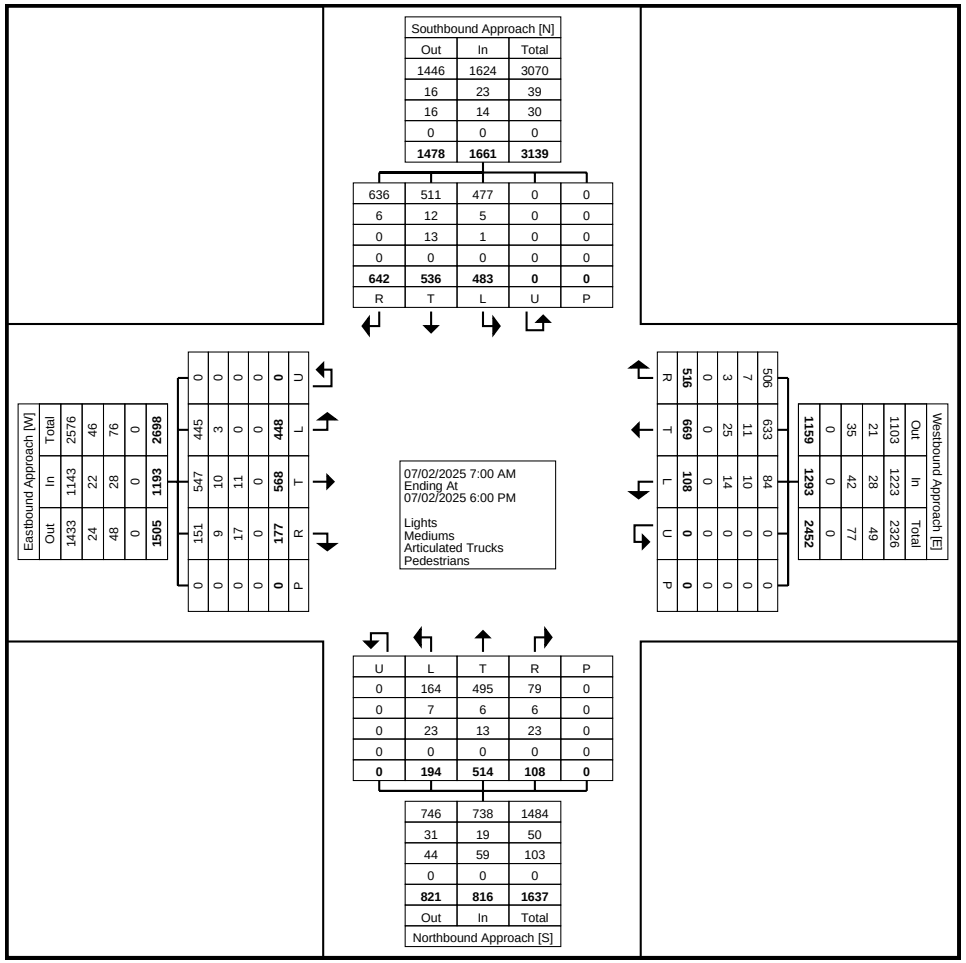

Turning Movement Data Plot

City of Lloydminster
4420-50 Avenue

Lloydminster, Alberta, Canada T9V 0W2
(780) 875-6184 waguinaldo@lloydminster.ca

Count Name: 12 Street and 50 Avenue
Site Code: 1250
Start Date: 07/02/2025

Turning Movement Peak Hour Data (7:30 AM)

Start Time	Southbound Approach						Westbound Approach						Northbound Approach						Eastbound Approach						
	Southbound						Westbound						Northbound						Eastbound						
	Right	Thru	Left	U-Turn	Peds	App. Total	Right	Thru	Left	U-Turn	Peds	App. Total	Right	Thru	Left	U-Turn	Peds	App. Total	Right	Thru	Left	U-Turn	Peds	App. Total	Int. Total
7:30 AM	31	13	27	0	0	71	7	25	5	0	0	37	3	26	12	0	0	41	11	28	8	0	0	47	196
7:45 AM	27	10	22	0	0	59	23	47	6	0	0	76	11	33	5	0	0	49	4	35	14	0	0	53	237
8:00 AM	23	16	25	0	0	64	21	9	6	0	0	36	6	23	7	0	0	36	10	21	12	0	0	43	179
8:15 AM	22	21	15	0	0	58	13	15	3	0	0	31	3	28	10	0	0	41	9	14	18	0	0	41	171
Total	103	60	89	0	0	252	64	96	20	0	0	180	23	110	34	0	0	167	34	98	52	0	0	184	783
Approach %	40.9	23.8	35.3	0.0	-	-	35.6	53.3	11.1	0.0	-	-	13.8	65.9	20.4	0.0	-	-	18.5	53.3	28.3	0.0	-	-	-
Total %	13.2	7.7	11.4	0.0	-	32.2	8.2	12.3	2.6	0.0	-	23.0	2.9	14.0	4.3	0.0	-	21.3	4.3	12.5	6.6	0.0	-	23.5	-
PHF	0.831	0.714	0.824	0.000	-	0.887	0.696	0.511	0.833	0.000	-	0.592	0.523	0.833	0.708	0.000	-	0.852	0.773	0.700	0.722	0.000	-	0.868	0.826
Lights	102	49	88	0	-	239	62	92	16	0	-	170	17	108	34	0	-	159	23	95	52	0	-	170	738
% Lights	99.0	81.7	98.9	-	-	94.8	96.9	95.8	80.0	-	-	94.4	73.9	98.2	100.0	-	-	95.2	67.6	96.9	100.0	-	-	92.4	94.3
Mediums	1	8	0	0	-	9	2	1	3	0	-	6	1	1	0	0	-	2	6	3	0	0	-	9	26
% Mediums	1.0	13.3	0.0	-	-	3.6	3.1	1.0	15.0	-	-	3.3	4.3	0.9	0.0	-	-	1.2	17.6	3.1	0.0	-	-	4.9	3.3
Articulated Trucks	0	3	1	0	-	4	0	3	1	0	-	4	5	1	0	0	-	6	5	0	0	0	-	5	19
% Articulated Trucks	0.0	5.0	1.1	-	-	1.6	0.0	3.1	5.0	-	-	2.2	21.7	0.9	0.0	-	-	3.6	14.7	0.0	0.0	-	-	2.7	2.4
Pedestrians	-	-	-	-	0	-	-	-	-	-	0	-	-	-	-	-	0	-	-	-	-	-	0	-	-
% Pedestrians	-	-	-	-	-	-	-	-	-	-	-	-	-	-	-	-	-	-	-	-	-	-	-	-	-

City of Lloydminster
4420-50 Avenue

Lloydminster, Alberta, Canada T9V 0W2
(780) 875-6184 waguinaldo@lloydminster.ca

Count Name: 12 Street and 50 Avenue
Site Code: 1250
Start Date: 07/02/2025

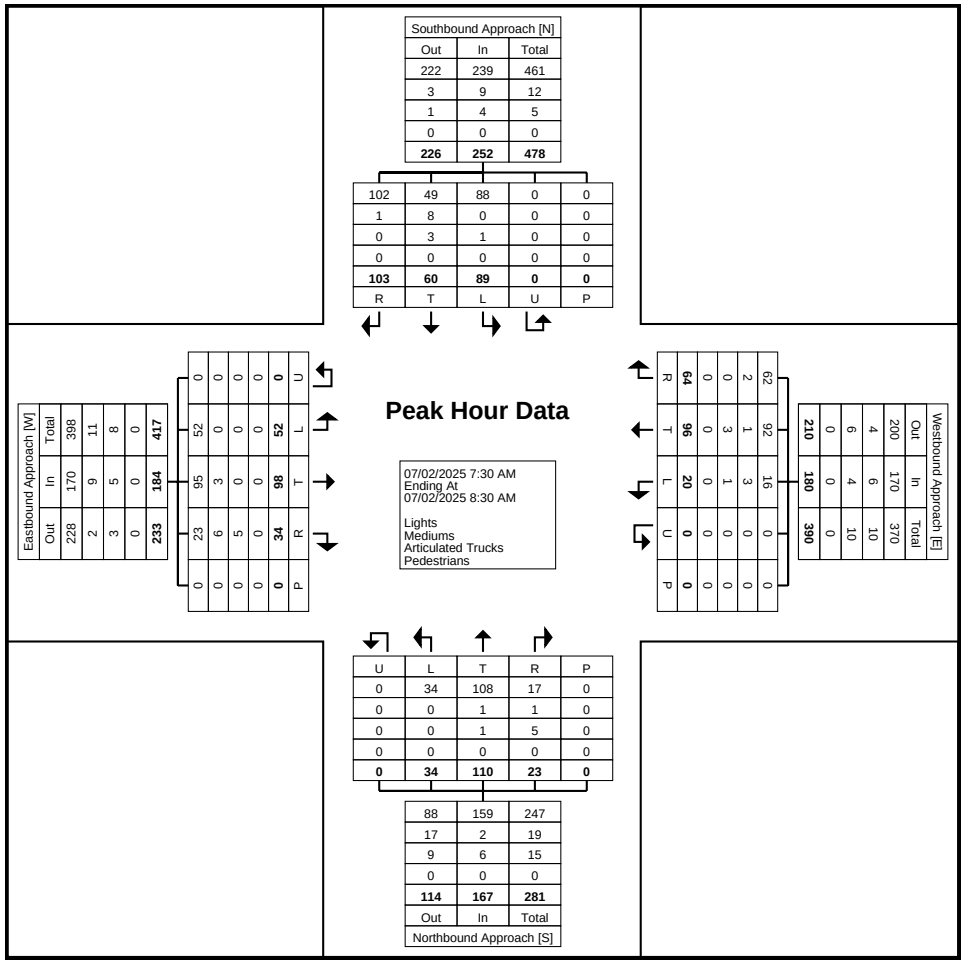

Turning Movement Peak Hour Data Plot (7:30 AM)

City of Lloydminster
4420-50 Avenue

Lloydminster, Alberta, Canada T9V 0W2
(780) 875-6184 waguinaldo@lloydminster.ca

Count Name: 12 Street and 50 Avenue
Site Code: 1250
Start Date: 07/02/2025

Turning Movement Peak Hour Data (12:00 PM)

Start Time	Southbound Approach						Westbound Approach						Northbound Approach						Eastbound Approach						
	Southbound						Westbound						Northbound						Eastbound						
	Right	Thru	Left	U-Turn	Peds	App. Total	Right	Thru	Left	U-Turn	Peds	App. Total	Right	Thru	Left	U-Turn	Peds	App. Total	Right	Thru	Left	U-Turn	Peds	App. Total	Int. Total
12:00 PM	34	20	23	0	0	77	24	24	4	0	0	52	2	30	4	0	0	36	7	18	23	0	0	48	213
12:15 PM	25	16	26	0	0	67	27	26	5	0	0	58	3	16	9	0	0	28	3	17	25	0	0	45	198
12:30 PM	31	18	29	0	0	78	12	14	2	0	0	28	1	16	8	0	0	25	6	28	16	0	0	50	181
12:45 PM	34	19	24	0	0	77	31	22	7	0	0	60	4	18	7	0	0	29	3	23	19	0	0	45	211
Total	124	73	102	0	0	299	94	86	18	0	0	198	10	80	28	0	0	118	19	86	83	0	0	188	803
Approach %	41.5	24.4	34.1	0.0	-	-	47.5	43.4	9.1	0.0	-	-	8.5	67.8	23.7	0.0	-	-	10.1	45.7	44.1	0.0	-	-	-
Total %	15.4	9.1	12.7	0.0	-	37.2	11.7	10.7	2.2	0.0	-	24.7	1.2	10.0	3.5	0.0	-	14.7	2.4	10.7	10.3	0.0	-	23.4	-
PHF	0.912	0.913	0.879	0.000	-	0.958	0.758	0.827	0.643	0.000	-	0.825	0.625	0.667	0.778	0.000	-	0.819	0.679	0.768	0.830	0.000	-	0.940	0.942
Lights	123	70	101	0	-	294	94	81	13	0	-	188	8	76	26	0	-	110	15	83	82	0	-	180	772
% Lights	99.2	95.9	99.0	-	-	98.3	100.0	94.2	72.2	-	-	94.9	80.0	95.0	92.9	-	-	93.2	78.9	96.5	98.8	-	-	95.7	96.1
Mediums	1	1	1	0	-	3	0	2	1	0	-	3	1	0	0	0	-	1	1	1	1	0	-	3	10
% Mediums	0.8	1.4	1.0	-	-	1.0	0.0	2.3	5.6	-	-	1.5	10.0	0.0	0.0	-	-	0.8	5.3	1.2	1.2	-	-	1.6	1.2
Articulated Trucks	0	2	0	0	-	2	0	3	4	0	-	7	1	4	2	0	-	7	3	2	0	0	-	5	21
% Articulated Trucks	0.0	2.7	0.0	-	-	0.7	0.0	3.5	22.2	-	-	3.5	10.0	5.0	7.1	-	-	5.9	15.8	2.3	0.0	-	-	2.7	2.6
Pedestrians	-	-	-	-	0	-	-	-	-	-	0	-	-	-	-	-	0	-	-	-	-	-	0	-	-
% Pedestrians	-	-	-	-	-	-	-	-	-	-	-	-	-	-	-	-	-	-	-	-	-	-	-	-	-

City of Lloydminster
4420-50 Avenue

Lloydminster, Alberta, Canada T9V 0W2
(780) 875-6184 waguinaldo@lloydminster.ca

Count Name: 12 Street and 50 Avenue
Site Code: 1250
Start Date: 07/02/2025

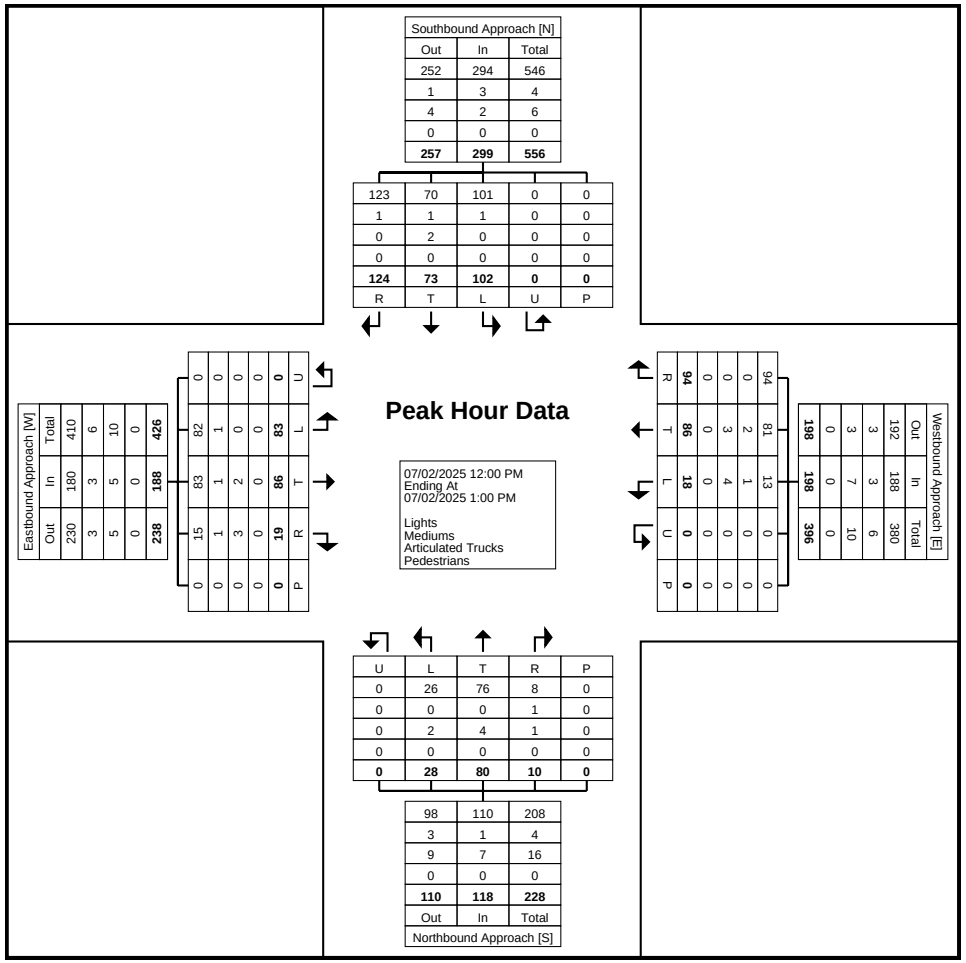

Turning Movement Peak Hour Data Plot (12:00 PM)

City of Lloydminster
4420-50 Avenue

Lloydminster, Alberta, Canada T9V 0W2
(780) 875-6184 waguinaldo@lloydminster.ca

Count Name: 12 Street and 50 Avenue
Site Code: 1250
Start Date: 07/02/2025

Turning Movement Peak Hour Data (4:30 PM)

Start Time	Southbound Approach						Westbound Approach						Northbound Approach						Eastbound Approach						
	Southbound						Westbound						Northbound						Eastbound						
	Right	Thru	Left	U-Turn	Peds	App. Total	Right	Thru	Left	U-Turn	Peds	App. Total	Right	Thru	Left	U-Turn	Peds	App. Total	Right	Thru	Left	U-Turn	Peds	App. Total	Int. Total
4:30 PM	25	24	17	0	0	66	30	42	7	0	0	79	7	26	18	0	0	51	8	31	15	0	0	54	250
4:45 PM	29	29	19	0	0	77	27	49	3	0	0	79	1	25	9	0	0	35	11	34	28	0	0	73	264
5:00 PM	42	32	30	0	0	104	52	87	7	0	0	146	4	24	12	0	0	40	12	30	17	0	0	59	349
5:15 PM	26	40	18	0	0	84	32	55	6	0	0	93	8	17	13	0	0	38	12	41	31	0	0	84	299
Total	122	125	84	0	0	331	141	233	23	0	0	397	20	92	52	0	0	164	43	136	91	0	0	270	1162
Approach %	36.9	37.8	25.4	0.0	-	-	35.5	58.7	5.8	0.0	-	-	12.2	56.1	31.7	0.0	-	-	15.9	50.4	33.7	0.0	-	-	-
Total %	10.5	10.8	7.2	0.0	-	28.5	12.1	20.1	2.0	0.0	-	34.2	1.7	7.9	4.5	0.0	-	14.1	3.7	11.7	7.8	0.0	-	23.2	-
PHF	0.726	0.781	0.700	0.000	-	0.796	0.678	0.670	0.821	0.000	-	0.680	0.625	0.885	0.722	0.000	-	0.804	0.896	0.829	0.734	0.000	-	0.804	0.832
Lights	122	123	84	0	-	329	136	225	22	0	-	383	14	87	41	0	-	142	43	134	90	0	-	267	1121
% Lights	100.0	98.4	100.0	-	-	99.4	96.5	96.6	95.7	-	-	96.5	70.0	94.6	78.8	-	-	86.6	100.0	98.5	98.9	-	-	98.9	96.5
Mediums	0	0	0	0	-	0	2	4	0	0	-	6	1	4	3	0	-	8	0	1	1	0	-	2	16
% Mediums	0.0	0.0	0.0	-	-	0.0	1.4	1.7	0.0	-	-	1.5	5.0	4.3	5.8	-	-	4.9	0.0	0.7	1.1	-	-	0.7	1.4
Articulated Trucks	0	2	0	0	-	2	3	4	1	0	-	8	5	1	8	0	-	14	0	1	0	0	-	1	25
% Articulated Trucks	0.0	1.6	0.0	-	-	0.6	2.1	1.7	4.3	-	-	2.0	25.0	1.1	15.4	-	-	8.5	0.0	0.7	0.0	-	-	0.4	2.2
Pedestrians	-	-	-	-	0	-	-	-	-	-	0	-	-	-	-	-	0	-	-	-	-	-	0	-	-
% Pedestrians	-	-	-	-	-	-	-	-	-	-	-	-	-	-	-	-	-	-	-	-	-	-	-	-	-

City of Lloydminster
4420-50 Avenue

Lloydminster, Alberta, Canada T9V 0W2
(780) 875-6184 waguinaldo@lloydminster.ca

Count Name: 12 Street and 50 Avenue
Site Code: 1250
Start Date: 07/02/2025

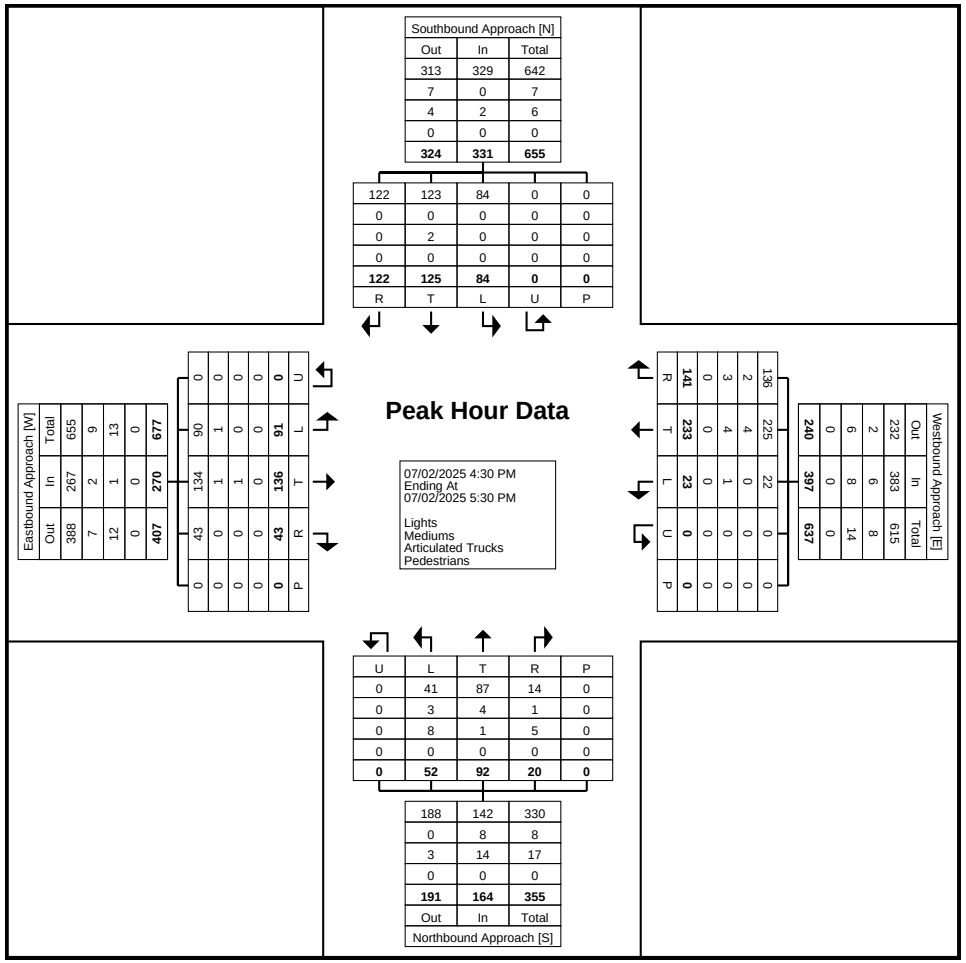

Turning Movement Peak Hour Data Plot (4:30 PM)

City of Lloydminster
4420-50 Avenue

Lloydminster, Alberta, Canada T9V 0W2
(780) 875-6184 waguinaldo@lloydminster.ca

Count Name: 12 Street and 52B Avenue
Site Code: 1252B
Start Date: 05/13/2025

Turning Movement Data

Start Time	Southbound Approach					Westbound Approach					Eastbound Approach					
	Southbound					Westbound					Eastbound					
	Right	Left	U-Turn	Peds	App. Total	Right	Thru	U-Turn	Peds	App. Total	Thru	Left	U-Turn	Peds	App. Total	Int. Total
7:00 AM	11	13	0	0	24	0	35	0	0	35	36	6	0	0	42	101
7:15 AM	9	10	0	0	19	4	47	0	0	51	49	7	0	0	56	126
7:30 AM	16	10	0	0	26	3	96	0	0	99	54	4	0	0	58	183
7:45 AM	16	10	0	0	26	8	72	0	0	80	57	21	0	0	78	184
Hourly Total	52	43	0	0	95	15	250	0	0	265	196	38	0	0	234	594
8:00 AM	9	7	0	0	16	3	48	0	0	51	43	14	0	0	57	124
8:15 AM	9	5	0	0	14	4	55	0	0	59	36	15	0	0	51	124
8:30 AM	15	1	0	0	16	1	48	0	0	49	32	13	0	0	45	110
8:45 AM	11	6	0	0	17	1	54	0	0	55	32	14	0	0	46	118
Hourly Total	44	19	0	0	63	9	205	0	0	214	143	56	0	0	199	476
*** BREAK ***	-	-	-	-	-	-	-	-	-	-	-	-	-	-	-	-
11:30 AM	12	9	0	0	21	6	50	0	0	56	44	11	0	0	55	132
11:45 AM	12	6	0	0	18	8	46	0	0	54	47	13	0	0	60	132
Hourly Total	24	15	0	0	39	14	96	0	0	110	91	24	0	0	115	264
12:00 PM	13	5	0	0	18	6	62	0	0	68	46	15	0	0	61	147
12:15 PM	6	2	0	0	8	10	58	0	0	68	54	13	0	0	67	143
12:30 PM	12	6	0	0	18	7	61	0	0	68	55	11	0	0	66	152
12:45 PM	14	8	0	0	22	6	48	0	0	54	45	20	0	0	65	141
Hourly Total	45	21	0	0	66	29	229	0	0	258	200	59	0	0	259	583
1:00 PM	14	3	0	0	17	5	38	0	0	43	46	16	0	0	62	122
1:15 PM	11	3	0	0	14	4	53	0	0	57	36	11	0	0	47	118
*** BREAK ***	-	-	-	-	-	-	-	-	-	-	-	-	-	-	-	-
Hourly Total	25	6	0	0	31	9	91	0	0	100	82	27	0	0	109	240
4:00 PM	18	10	0	0	28	9	55	0	0	64	55	19	0	0	74	166
4:15 PM	15	7	0	0	22	8	79	0	0	87	63	29	0	0	92	201
4:30 PM	14	6	0	0	20	11	91	0	0	102	64	20	0	0	84	206
4:45 PM	17	3	0	0	20	8	83	0	0	91	71	36	0	0	107	218
Hourly Total	64	26	0	0	90	36	308	0	0	344	253	104	0	0	357	791
5:00 PM	34	5	0	0	39	15	103	0	0	118	60	36	0	0	96	253
5:15 PM	11	8	0	0	19	12	87	0	0	99	99	35	0	0	134	252
5:30 PM	13	5	0	0	18	11	69	0	0	80	64	34	0	0	98	196
5:45 PM	14	8	0	0	22	13	60	0	0	73	55	27	0	0	82	177
Hourly Total	72	26	0	0	98	51	319	0	0	370	278	132	0	0	410	878
Grand Total	326	156	0	0	482	163	1498	0	0	1661	1243	440	0	0	1683	3826
Approach %	67.6	32.4	0.0	-	-	9.8	90.2	0.0	-	-	73.9	26.1	0.0	-	-	-
Total %	8.5	4.1	0.0	-	12.6	4.3	39.2	0.0	-	43.4	32.5	11.5	0.0	-	44.0	-

Lights	325	154	0	-	479	162	1445	0	-	1607	1169	439	0	-	1608	3694
% Lights	99.7	98.7	-	-	99.4	99.4	96.5	-	-	96.7	94.0	99.8	-	-	95.5	96.5
Mediums	0	2	0	-	2	1	23	0	-	24	29	1	0	-	30	56
% Mediums	0.0	1.3	-	-	0.4	0.6	1.5	-	-	1.4	2.3	0.2	-	-	1.8	1.5
Articulated Trucks	1	0	0	-	1	0	30	0	-	30	45	0	0	-	45	76
% Articulated Trucks	0.3	0.0	-	-	0.2	0.0	2.0	-	-	1.8	3.6	0.0	-	-	2.7	2.0
Bicycles on Crosswalk	-	-	-	0	-	-	-	-	0	-	-	-	-	0	-	-
% Bicycles on Crosswalk	-	-	-	-	-	-	-	-	-	-	-	-	-	-	-	-
Pedestrians	-	-	-	0	-	-	-	-	0	-	-	-	-	0	-	-
% Pedestrians	-	-	-	-	-	-	-	-	-	-	-	-	-	-	-	-

City of Lloydminster
4420-50 Avenue

Lloydminster, Alberta, Canada T9V 0W2
(780) 875-6184 waguinaldo@lloydminster.ca

Count Name: 12 Street and 52B Avenue
Site Code: 1252B
Start Date: 05/13/2025

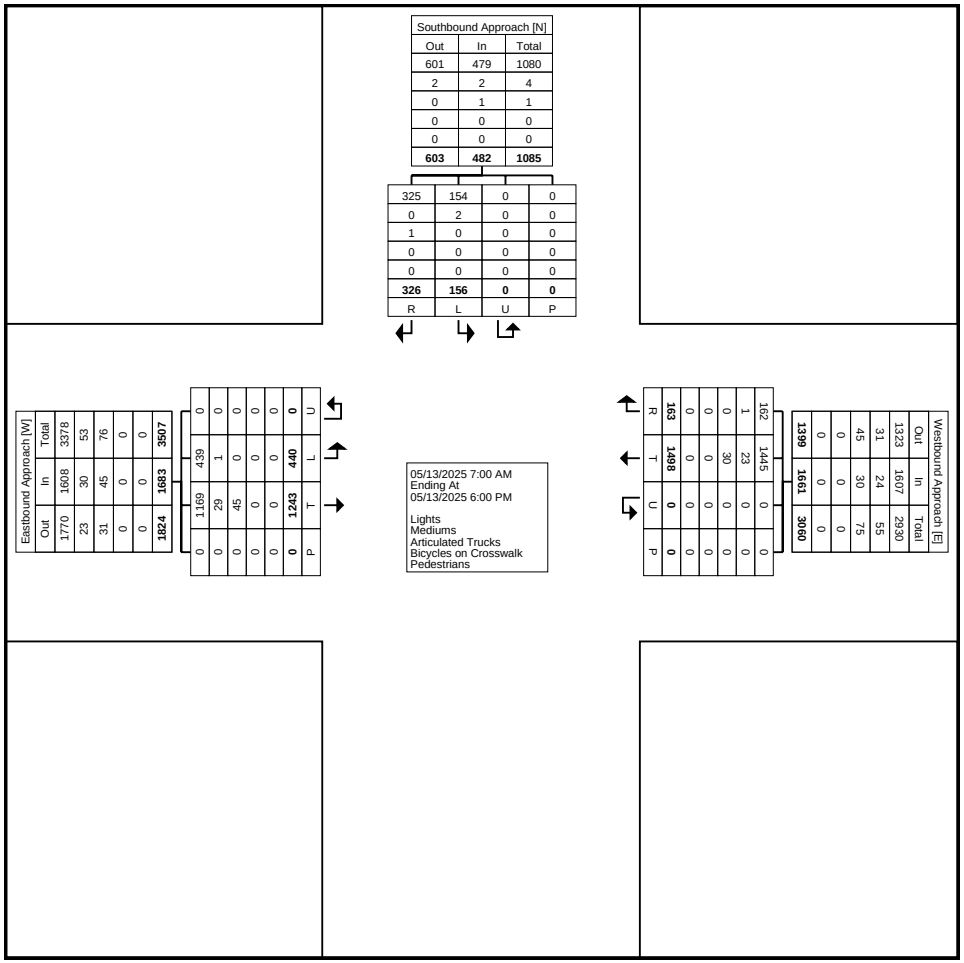

Turning Movement Data Plot

City of Lloydminster
4420-50 Avenue

Lloydminster, Alberta, Canada T9V 0W2
(780) 875-6184 waguinaldo@lloydminster.ca

Count Name: 12 Street and 52B Avenue
Site Code: 1252B
Start Date: 05/13/2025

Turning Movement Peak Hour Data (7:15 AM)

Start Time	Southbound Approach					Westbound Approach					Eastbound Approach					
	Southbound					Westbound					Eastbound					
	Right	Left	U-Turn	Peds	App. Total	Right	Thru	U-Turn	Peds	App. Total	Thru	Left	U-Turn	Peds	App. Total	Int. Total
7:15 AM	9	10	0	0	19	4	47	0	0	51	49	7	0	0	56	126
7:30 AM	16	10	0	0	26	3	96	0	0	99	54	4	0	0	58	183
7:45 AM	16	10	0	0	26	8	72	0	0	80	57	21	0	0	78	184
8:00 AM	9	7	0	0	16	3	48	0	0	51	43	14	0	0	57	124
Total	50	37	0	0	87	18	263	0	0	281	203	46	0	0	249	617
Approach %	57.5	42.5	0.0	-	-	6.4	93.6	0.0	-	-	81.5	18.5	0.0	-	-	-
Total %	8.1	6.0	0.0	-	14.1	2.9	42.6	0.0	-	45.5	32.9	7.5	0.0	-	40.4	-
PHF	0.781	0.925	0.000	-	0.837	0.563	0.685	0.000	-	0.710	0.890	0.548	0.000	-	0.798	0.838
Lights	50	37	0	-	87	17	256	0	-	273	184	46	0	-	230	590
% Lights	100.0	100.0	-	-	100.0	94.4	97.3	-	-	97.2	90.6	100.0	-	-	92.4	95.6
Mediums	0	0	0	-	0	1	7	0	-	8	7	0	0	-	7	15
% Mediums	0.0	0.0	-	-	0.0	5.6	2.7	-	-	2.8	3.4	0.0	-	-	2.8	2.4
Articulated Trucks	0	0	0	-	0	0	0	0	-	0	12	0	0	-	12	12
% Articulated Trucks	0.0	0.0	-	-	0.0	0.0	0.0	-	-	0.0	5.9	0.0	-	-	4.8	1.9
Bicycles on Crosswalk	-	-	-	0	-	-	-	-	0	-	-	-	-	0	-	-
% Bicycles on Crosswalk	-	-	-	-	-	-	-	-	-	-	-	-	-	-	-	-
Pedestrians	-	-	-	0	-	-	-	-	0	-	-	-	-	0	-	-
% Pedestrians	-	-	-	-	-	-	-	-	-	-	-	-	-	-	-	-

City of Lloydminster
4420-50 Avenue

Lloydminster, Alberta, Canada T9V 0W2
(780) 875-6184 waguinaldo@lloydminster.ca

Count Name: 12 Street and 52B Avenue
Site Code: 1252B
Start Date: 05/13/2025
Page No: 5

Peak Hour Data

05/13/2025 7:15 AM
Ending At
05/13/2025 8:15 AM

Lights
Mediums
Articulated Trucks
Bicycles on Crosswalk
Pedestrians

Southbound Approach [N]

Out	In	Total
63	87	150
1	0	1
0	0	0
0	0	0
0	0	0
64	**87**	**151**

R	L	U	P
50	37	0	0
0	0	0	0
0	0	0	0
0	0	0	0
0	0	0	0
50	**37**	**0**	**0**

Eastbound Approach [W]

Out	In	Total
306	230	536
7	7	14
0	12	12
0	0	0
0	0	0
313	**249**	**562**

U	L	T	P
0	46	184	0
0	0	7	0
0	0	12	0
0	0	0	0
0	0	0	0
0	**46**	**203**	**0**

Westbound Approach [E]

Out	In	Total
221	273	494
7	8	15
12	0	12
0	0	0
0	0	0
240	**281**	**521**

R	T	U	P
17	256	0	0
1	7	0	0
0	0	0	0
0	0	0	0
0	0	0	0
18	**263**	**0**	**0**

Turning Movement Peak Hour Data Plot (7:15 AM)

City of Lloydminster
4420-50 Avenue

Lloydminster, Alberta, Canada T9V 0W2
(780) 875-6184 waguinaldo@lloydminster.ca

Count Name: 12 Street and 52B Avenue
Site Code: 1252B
Start Date: 05/13/2025

Turning Movement Peak Hour Data (12:00 PM)

Start Time	Southbound Approach					Westbound Approach					Eastbound Approach					
	Southbound					Westbound					Eastbound					
	Right	Left	U-Turn	Peds	App. Total	Right	Thru	U-Turn	Peds	App. Total	Thru	Left	U-Turn	Peds	App. Total	Int. Total
12:00 PM	13	5	0	0	18	6	62	0	0	68	46	15	0	0	61	147
12:15 PM	6	2	0	0	8	10	58	0	0	68	54	13	0	0	67	143
12:30 PM	12	6	0	0	18	7	61	0	0	68	55	11	0	0	66	152
12:45 PM	14	8	0	0	22	6	48	0	0	54	45	20	0	0	65	141
Total	45	21	0	0	66	29	229	0	0	258	200	59	0	0	259	583
Approach %	68.2	31.8	0.0	-	-	11.2	88.8	0.0	-	-	77.2	22.8	0.0	-	-	-
Total %	7.7	3.6	0.0	-	11.3	5.0	39.3	0.0	-	44.3	34.3	10.1	0.0	-	44.4	-
PHF	0.804	0.656	0.000	-	0.750	0.725	0.923	0.000	-	0.949	0.909	0.738	0.000	-	0.966	0.959
Lights	45	21	0	-	66	29	223	0	-	252	194	59	0	-	253	571
% Lights	100.0	100.0	-	-	100.0	100.0	97.4	-	-	97.7	97.0	100.0	-	-	97.7	97.9
Mediums	0	0	0	-	0	0	2	0	-	2	3	0	0	-	3	5
% Mediums	0.0	0.0	-	-	0.0	0.0	0.9	-	-	0.8	1.5	0.0	-	-	1.2	0.9
Articulated Trucks	0	0	0	-	0	0	4	0	-	4	3	0	0	-	3	7
% Articulated Trucks	0.0	0.0	-	-	0.0	0.0	1.7	-	-	1.6	1.5	0.0	-	-	1.2	1.2
Bicycles on Crosswalk	-	-	-	0	-	-	-	-	0	-	-	-	-	0	-	-
% Bicycles on Crosswalk	-	-	-	-	-	-	-	-	-	-	-	-	-	-	-	-
Pedestrians	-	-	-	0	-	-	-	-	0	-	-	-	-	0	-	-
% Pedestrians	-	-	-	-	-	-	-	-	-	-	-	-	-	-	-	-

City of Lloydminster
4420-50 Avenue

Lloydminster, Alberta, Canada T9V 0W2
(780) 875-6184 waguinaldo@lloydminster.ca

Count Name: 12 Street and 52B Avenue
Site Code: 1252B
Start Date: 05/13/2025

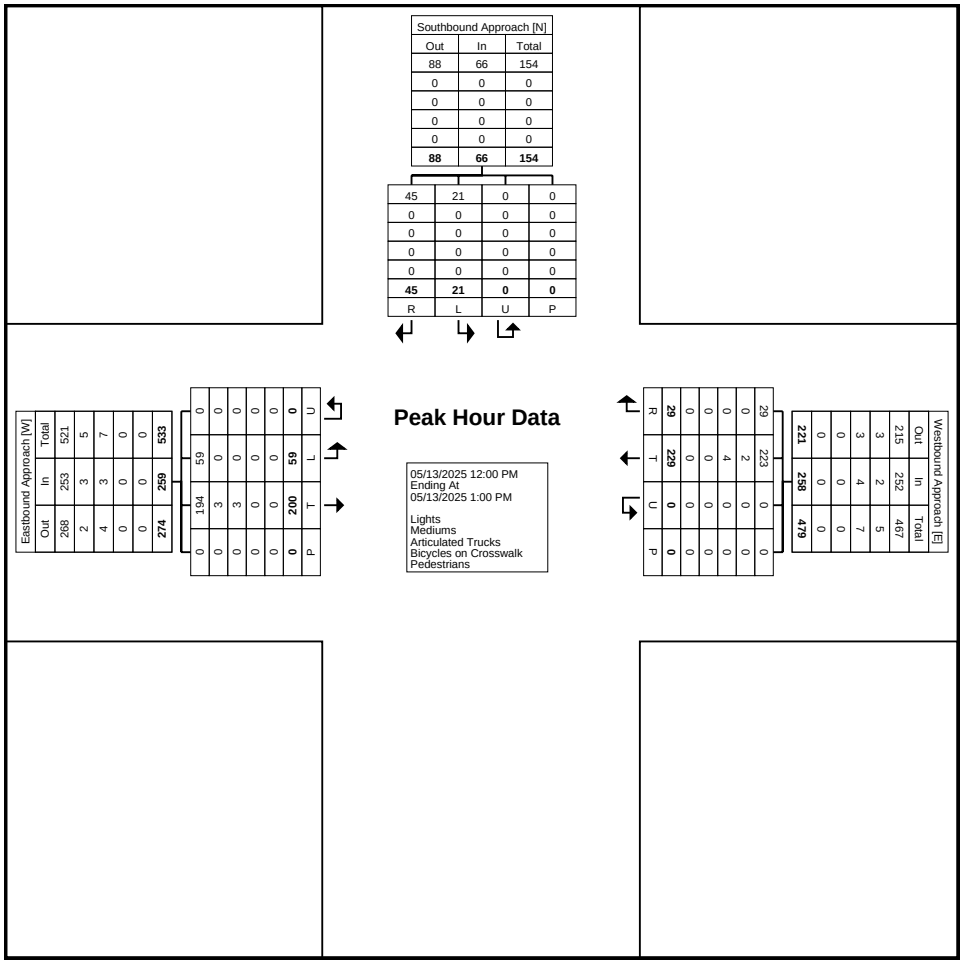

Turning Movement Peak Hour Data Plot (12:00 PM)

City of Lloydminster
4420-50 Avenue

Lloydminster, Alberta, Canada T9V 0W2
(780) 875-6184 waguinaldo@lloydminster.ca

Count Name: 12 Street and 52B Avenue
Site Code: 1252B
Start Date: 05/13/2025

Turning Movement Peak Hour Data (4:30 PM)

Start Time	Southbound Approach					Westbound Approach					Eastbound Approach					
	Southbound					Westbound					Eastbound					
	Right	Left	U-Turn	Peds	App. Total	Right	Thru	U-Turn	Peds	App. Total	Thru	Left	U-Turn	Peds	App. Total	Int. Total
4:30 PM	14	6	0	0	20	11	91	0	0	102	64	20	0	0	84	206
4:45 PM	17	3	0	0	20	8	83	0	0	91	71	36	0	0	107	218
5:00 PM	34	5	0	0	39	15	103	0	0	118	60	36	0	0	96	253
5:15 PM	11	8	0	0	19	12	87	0	0	99	99	35	0	0	134	252
Total	76	22	0	0	98	46	364	0	0	410	294	127	0	0	421	929
Approach %	77.6	22.4	0.0	-	-	11.2	88.8	0.0	-	-	69.8	30.2	0.0	-	-	-
Total %	8.2	2.4	0.0	-	10.5	5.0	39.2	0.0	-	44.1	31.6	13.7	0.0	-	45.3	-
PHF	0.559	0.688	0.000	-	0.628	0.767	0.883	0.000	-	0.869	0.742	0.882	0.000	-	0.785	0.918
Lights	76	22	0	-	98	46	352	0	-	398	283	127	0	-	410	906
% Lights	100.0	100.0	-	-	100.0	100.0	96.7	-	-	97.1	96.3	100.0	-	-	97.4	97.5
Mediums	0	0	0	-	0	0	3	0	-	3	2	0	0	-	2	5
% Mediums	0.0	0.0	-	-	0.0	0.0	0.8	-	-	0.7	0.7	0.0	-	-	0.5	0.5
Articulated Trucks	0	0	0	-	0	0	9	0	-	9	9	0	0	-	9	18
% Articulated Trucks	0.0	0.0	-	-	0.0	0.0	2.5	-	-	2.2	3.1	0.0	-	-	2.1	1.9
Bicycles on Crosswalk	-	-	-	0	-	-	-	-	0	-	-	-	-	0	-	-
% Bicycles on Crosswalk	-	-	-	-	-	-	-	-	-	-	-	-	-	-	-	-
Pedestrians	-	-	-	0	-	-	-	-	0	-	-	-	-	0	-	-
% Pedestrians	-	-	-	-	-	-	-	-	-	-	-	-	-	-	-	-

City of Lloydminster
4420-50 Avenue

Lloydminster, Alberta, Canada T9V 0W2
(780) 875-6184 waguinaldo@lloydminster.ca

Count Name: 12 Street and 52B Avenue
Site Code: 1252B
Start Date: 05/13/2025

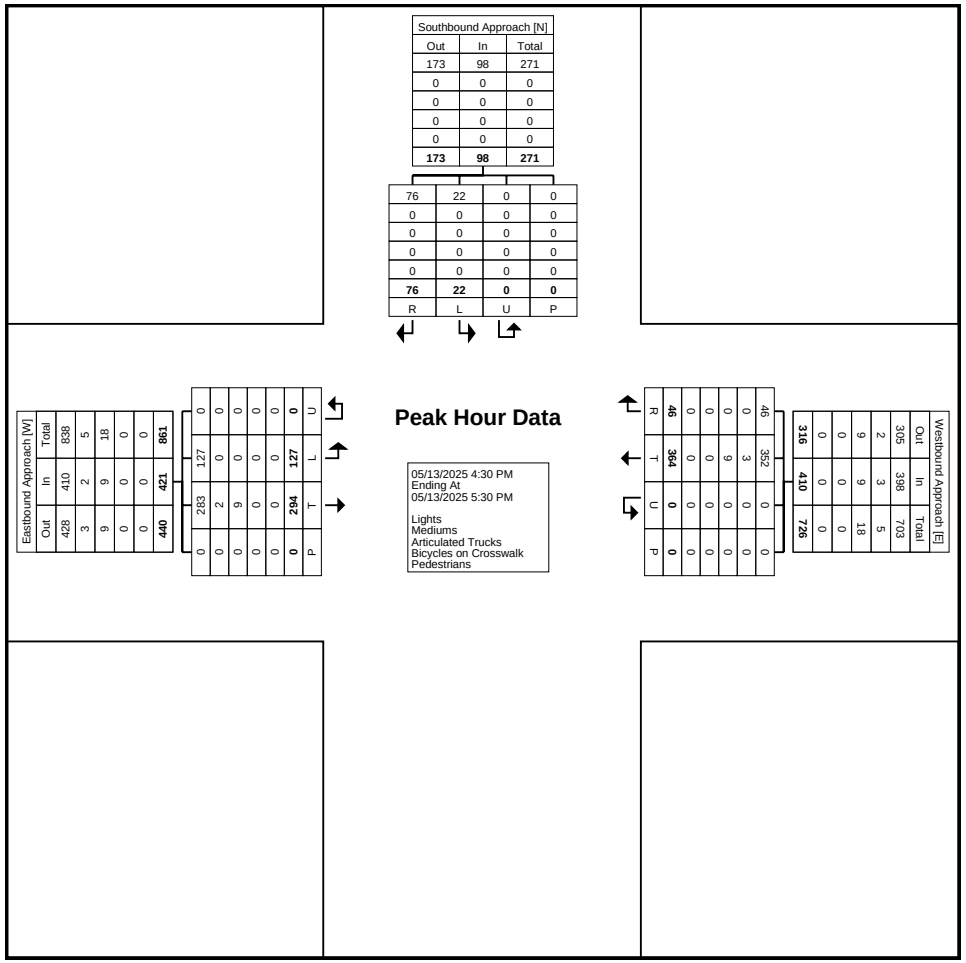

Turning Movement Peak Hour Data Plot (4:30 PM)

City of Lloydminster
4420-50 Avenue

Lloydminster, Alberta, Canada T9V 0W2
(780) 875-6184 waguinaldo@lloydminster.ca

Count Name: 12 Street and 59 Avenue
Site Code: 1259
Start Date: 05/13/2025

Turning Movement Data

Start Time	Southbound Approach						Westbound Approach						Northbound Approach						Eastbound Approach						
	Southbound						Westbound						Northbound						Eastbound						
	Right	Thru	Left	U-Turn	Peds	App. Total	Right	Thru	Left	U-Turn	Peds	App. Total	Right	Thru	Left	U-Turn	Peds	App. Total	Right	Thru	Left	U-Turn	Peds	App. Total	Int. Total
7:00 AM	5	1	9	0	0	15	2	41	0	0	0	43	0	0	0	0	0	0	0	36	2	0	0	38	96
7:15 AM	9	2	10	0	0	21	5	49	0	0	0	54	0	0	0	0	0	0	0	42	5	0	0	47	122
7:30 AM	14	0	12	0	0	26	10	86	0	0	0	96	0	1	1	0	0	2	0	42	7	0	0	49	173
7:45 AM	12	0	14	0	0	26	17	87	1	0	0	105	0	0	1	0	0	1	0	65	14	0	0	79	211
Hourly Total	40	3	45	0	0	88	34	263	1	0	0	298	0	1	2	0	0	3	0	185	28	0	0	213	602
8:00 AM	12	0	15	0	0	27	11	45	1	0	0	57	1	1	0	0	0	2	0	44	13	0	0	57	143
8:15 AM	14	0	14	0	0	28	15	49	1	0	0	65	0	1	0	0	0	1	0	35	16	0	0	51	145
8:30 AM	8	0	8	0	0	16	12	52	0	0	0	64	0	1	1	0	0	2	0	34	6	0	0	40	122
8:45 AM	12	0	8	0	0	20	14	51	0	0	0	65	0	0	1	0	0	1	0	34	7	0	0	41	127
Hourly Total	46	0	45	0	0	91	52	197	2	0	0	251	1	3	2	0	0	6	0	147	42	0	0	189	537
*** BREAK ***	-	-	-	-	-	-	-	-	-	-	-	-	-	-	-	-	-	-	-	-	-	-	-	-	-
11:30 AM	12	1	5	0	0	18	11	55	0	0	0	66	0	0	0	0	0	0	0	46	15	0	0	61	145
11:45 AM	6	1	10	0	0	17	12	42	0	0	0	54	1	0	0	0	0	1	1	51	13	0	0	65	137
Hourly Total	18	2	15	0	0	35	23	97	0	0	0	120	1	0	0	0	0	1	1	97	28	0	0	126	282
12:00 PM	10	1	14	0	0	25	12	66	0	0	0	78	0	0	0	0	0	0	1	47	11	0	0	59	162
12:15 PM	18	1	16	0	0	35	12	55	0	0	0	67	0	0	1	0	0	1	0	56	7	0	0	63	166
12:30 PM	19	1	8	0	0	28	11	57	0	0	0	68	0	1	0	0	0	1	2	57	13	0	0	72	169
12:45 PM	9	0	9	0	0	18	15	54	0	0	0	69	0	1	0	0	0	1	2	57	6	0	0	65	153
Hourly Total	56	3	47	0	0	106	50	232	0	0	0	282	0	2	1	0	0	3	5	217	37	0	0	259	650
1:00 PM	11	0	17	0	0	28	7	48	0	0	0	55	0	2	0	0	0	2	0	45	10	0	0	55	140
1:15 PM	9	1	8	0	0	18	8	43	0	0	0	51	0	3	0	0	0	3	1	43	6	0	0	50	122
*** BREAK ***	-	-	-	-	-	-	-	-	-	-	-	-	-	-	-	-	-	-	-	-	-	-	-	-	-
Hourly Total	20	1	25	0	0	46	15	91	0	0	0	106	0	5	0	0	0	5	1	88	16	0	0	105	262
4:00 PM	28	0	7	0	0	35	14	69	0	0	0	83	0	0	0	0	0	0	1	71	15	0	0	87	205
4:15 PM	16	0	16	0	0	32	21	62	1	0	0	84	1	0	0	0	0	1	2	75	20	0	0	97	214
4:30 PM	24	0	11	0	0	35	23	77	0	0	0	100	0	0	2	0	0	2	1	77	21	0	0	99	236
4:45 PM	15	1	14	0	0	30	18	88	2	1	0	109	1	1	1	0	0	3	0	92	13	0	0	105	247
Hourly Total	83	1	48	0	0	132	76	296	3	1	0	376	2	1	3	0	0	6	4	315	69	0	0	388	902
5:00 PM	21	0	10	0	0	31	19	119	0	0	0	138	1	1	1	0	0	3	1	78	20	0	0	99	271
5:15 PM	19	2	18	0	0	39	25	79	0	0	0	104	1	0	1	0	0	2	1	111	21	0	0	133	278
5:30 PM	18	1	7	0	0	26	12	65	1	0	0	78	1	0	0	0	0	1	0	97	11	0	0	108	213
5:45 PM	17	0	11	0	0	28	18	59	0	0	0	77	0	0	0	0	0	0	1	73	16	0	0	90	195
Hourly Total	75	3	46	0	0	124	74	322	1	0	0	397	3	1	2	0	0	6	3	359	68	0	0	430	957
Grand Total	338	13	271	0	0	622	324	1498	7	1	0	1830	7	13	10	0	0	30	14	1408	288	0	0	1710	4192
Approach %	54.3	2.1	43.6	0.0	-	-	17.7	81.9	0.4	0.1	-	-	23.3	43.3	33.3	0.0	-	-	0.8	82.3	16.8	0.0	-	-	-

Total %	8.1	0.3	6.5	0.0	-	14.8	7.7	35.7	0.2	0.0	-	43.7	0.2	0.3	0.2	0.0	-	0.7	0.3	33.6	6.9	0.0	-	40.8	-
Lights	335	13	263	0	-	611	317	1446	7	1	-	1771	7	13	10	0	-	30	13	1346	286	0	-	1645	4057
% Lights	99.1	100.0	97.0	-	-	98.2	97.8	96.5	100.0	100.0	-	96.8	100.0	100.0	100.0	-	-	100.0	92.9	95.6	99.3	-	-	96.2	96.8
Mediums	3	0	7	0	-	10	7	21	0	0	-	28	0	0	0	0	-	0	1	21	2	0	-	24	62
% Mediums	0.9	0.0	2.6	-	-	1.6	2.2	1.4	0.0	0.0	-	1.5	0.0	0.0	0.0	-	-	0.0	7.1	1.5	0.7	-	-	1.4	1.5
Articulated Trucks	0	0	1	0	-	1	0	31	0	0	-	31	0	0	0	0	-	0	0	41	0	0	-	41	73
% Articulated Trucks	0.0	0.0	0.4	-	-	0.2	0.0	2.1	0.0	0.0	-	1.7	0.0	0.0	0.0	-	-	0.0	0.0	2.9	0.0	-	-	2.4	1.7
Bicycles on Crosswalk	-	-	-	-	0	-	-	-	-	-	0	-	-	-	-	-	0	-	-	-	-	-	0	-	-
% Bicycles on Crosswalk	-	-	-	-	-	-	-	-	-	-	-	-	-	-	-	-	-	-	-	-	-	-	-	-	-
Pedestrians	-	-	-	-	0	-	-	-	-	-	0	-	-	-	-	-	0	-	-	-	-	-	0	-	-
% Pedestrians	-	-	-	-	-	-	-	-	-	-	-	-	-	-	-	-	-	-	-	-	-	-	-	-	-

City of Lloydminster
4420-50 Avenue

Lloydminster, Alberta, Canada T9V 0W2
(780) 875-6184 waguinaldo@lloydminster.ca

Count Name: 12 Street and 59 Avenue
Site Code: 1259
Start Date: 05/13/2025

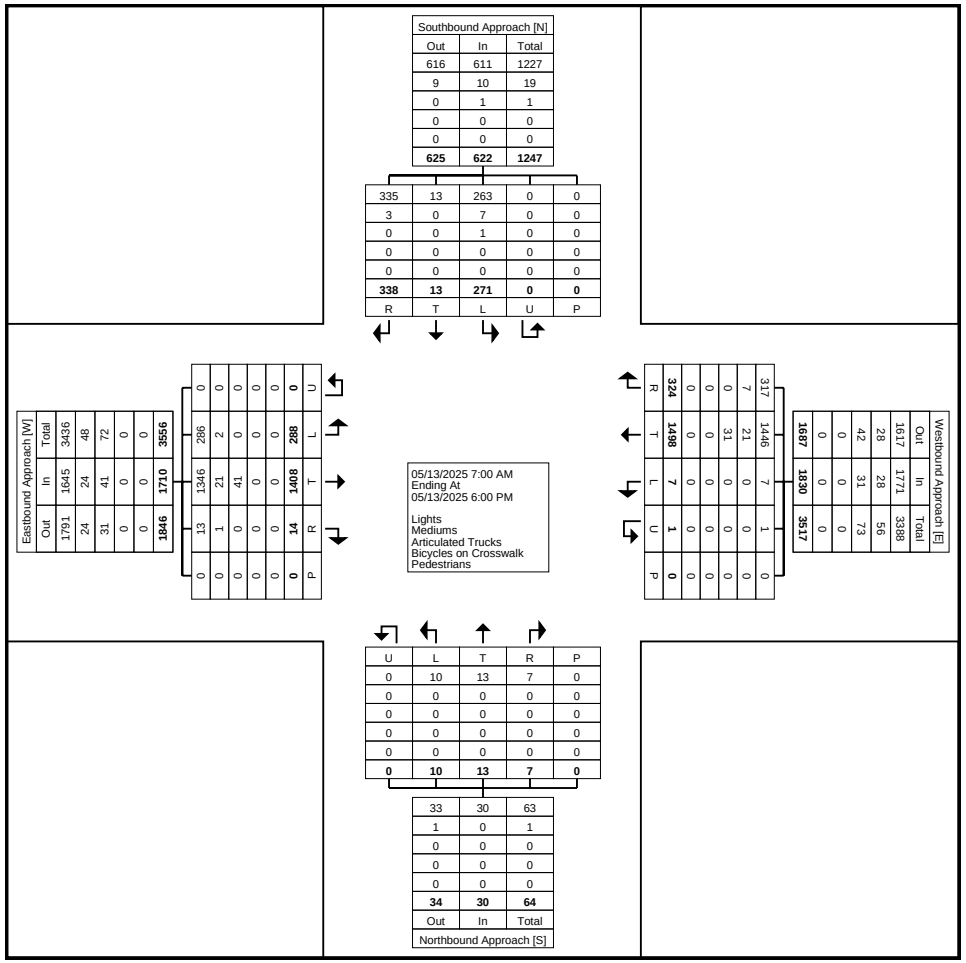

Turning Movement Data Plot

City of Lloydminster
4420-50 Avenue

Lloydminster, Alberta, Canada T9V 0W2
(780) 875-6184 waguinaldo@lloydminster.ca

Count Name: 12 Street and 59 Avenue
Site Code: 1259
Start Date: 05/13/2025

Turning Movement Peak Hour Data (7:30 AM)

Start Time	Southbound Approach						Westbound Approach						Northbound Approach						Eastbound Approach						
	Southbound						Westbound						Northbound						Eastbound						
	Right	Thru	Left	U-Turn	Peds	App. Total	Right	Thru	Left	U-Turn	Peds	App. Total	Right	Thru	Left	U-Turn	Peds	App. Total	Right	Thru	Left	U-Turn	Peds	App. Total	Int. Total
7:30 AM	14	0	12	0	0	26	10	86	0	0	0	96	0	1	1	0	0	2	0	42	7	0	0	49	173
7:45 AM	12	0	14	0	0	26	17	87	1	0	0	105	0	0	1	0	0	1	0	65	14	0	0	79	211
8:00 AM	12	0	15	0	0	27	11	45	1	0	0	57	1	1	0	0	0	2	0	44	13	0	0	57	143
8:15 AM	14	0	14	0	0	28	15	49	1	0	0	65	0	1	0	0	0	1	0	35	16	0	0	51	145
Total	52	0	55	0	0	107	53	267	3	0	0	323	1	3	2	0	0	6	0	186	50	0	0	236	672
Approach %	48.6	0.0	51.4	0.0	-	-	16.4	82.7	0.9	0.0	-	-	16.7	50.0	33.3	0.0	-	-	0.0	78.8	21.2	0.0	-	-	-
Total %	7.7	0.0	8.2	0.0	-	15.9	7.9	39.7	0.4	0.0	-	48.1	0.1	0.4	0.3	0.0	-	0.9	0.0	27.7	7.4	0.0	-	35.1	-
PHF	0.929	0.000	0.917	0.000	-	0.955	0.779	0.767	0.750	0.000	-	0.769	0.250	0.750	0.500	0.000	-	0.750	0.000	0.715	0.781	0.000	-	0.747	0.796
Lights	51	0	54	0	-	105	51	262	3	0	-	316	1	3	2	0	-	6	0	166	50	0	-	216	643
% Lights	98.1	-	98.2	-	-	98.1	96.2	98.1	100.0	-	-	97.8	100.0	100.0	100.0	-	-	100.0	-	89.2	100.0	-	-	91.5	95.7
Mediums	1	0	1	0	-	2	2	4	0	0	-	6	0	0	0	0	-	0	0	9	0	0	-	9	17
% Mediums	1.9	-	1.8	-	-	1.9	3.8	1.5	0.0	-	-	1.9	0.0	0.0	0.0	-	-	0.0	-	4.8	0.0	-	-	3.8	2.5
Articulated Trucks	0	0	0	0	-	0	0	1	0	0	-	1	0	0	0	0	-	0	0	11	0	0	-	11	12
% Articulated Trucks	0.0	-	0.0	-	-	0.0	0.0	0.4	0.0	-	-	0.3	0.0	0.0	0.0	-	-	0.0	-	5.9	0.0	-	-	4.7	1.8
Bicycles on Crosswalk	-	-	-	-	0	-	-	-	-	-	0	-	-	-	-	-	0	-	-	-	-	-	0	-	-
% Bicycles on Crosswalk	-	-	-	-	-	-	-	-	-	-	-	-	-	-	-	-	-	-	-	-	-	-	-	-	-
Pedestrians	-	-	-	-	0	-	-	-	-	-	0	-	-	-	-	-	0	-	-	-	-	-	0	-	-
% Pedestrians	-	-	-	-	-	-	-	-	-	-	-	-	-	-	-	-	-	-	-	-	-	-	-	-	-

City of Lloydminster
4420-50 Avenue

Lloydminster, Alberta, Canada T9V 0W2
(780) 875-6184 waguinaldo@lloydminster.ca

Count Name: 12 Street and 59 Avenue
Site Code: 1259
Start Date: 05/13/2025

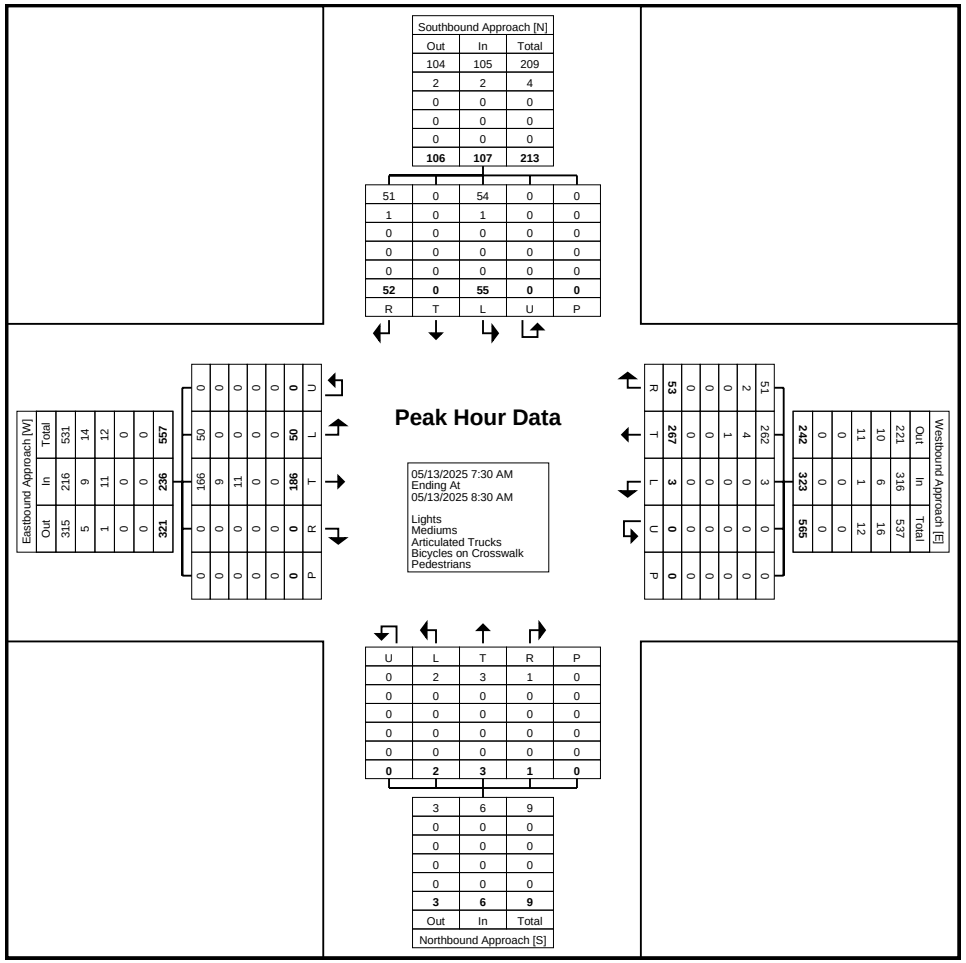

Turning Movement Peak Hour Data Plot (7:30 AM)

City of Lloydminster
4420-50 Avenue

Lloydminster, Alberta, Canada T9V 0W2
(780) 875-6184 waguinaldo@lloydminster.ca

Count Name: 12 Street and 59 Avenue
Site Code: 1259
Start Date: 05/13/2025

Turning Movement Peak Hour Data (12:00 PM)

Start Time	Southbound Approach						Westbound Approach						Northbound Approach						Eastbound Approach						
	Southbound						Westbound						Northbound						Eastbound						
	Right	Thru	Left	U-Turn	Peds	App. Total	Right	Thru	Left	U-Turn	Peds	App. Total	Right	Thru	Left	U-Turn	Peds	App. Total	Right	Thru	Left	U-Turn	Peds	App. Total	Int. Total
12:00 PM	10	1	14	0	0	25	12	66	0	0	0	78	0	0	0	0	0	0	1	47	11	0	0	59	162
12:15 PM	18	1	16	0	0	35	12	55	0	0	0	67	0	0	1	0	0	1	0	56	7	0	0	63	166
12:30 PM	19	1	8	0	0	28	11	57	0	0	0	68	0	1	0	0	0	1	2	57	13	0	0	72	169
12:45 PM	9	0	9	0	0	18	15	54	0	0	0	69	0	1	0	0	0	1	2	57	6	0	0	65	153
Total	56	3	47	0	0	106	50	232	0	0	0	282	0	2	1	0	0	3	5	217	37	0	0	259	650
Approach %	52.8	2.8	44.3	0.0	-	-	17.7	82.3	0.0	0.0	-	-	0.0	66.7	33.3	0.0	-	-	1.9	83.8	14.3	0.0	-	-	-
Total %	8.6	0.5	7.2	0.0	-	16.3	7.7	35.7	0.0	0.0	-	43.4	0.0	0.3	0.2	0.0	-	0.5	0.8	33.4	5.7	0.0	-	39.8	-
PHF	0.737	0.750	0.734	0.000	-	0.757	0.833	0.879	0.000	0.000	-	0.904	0.000	0.500	0.250	0.000	-	0.750	0.625	0.952	0.712	0.000	-	0.899	0.962
Lights	56	3	46	0	-	105	49	227	0	0	-	276	0	2	1	0	-	3	4	212	37	0	-	253	637
% Lights	100.0	100.0	97.9	-	-	99.1	98.0	97.8	-	-	-	97.9	-	100.0	100.0	-	-	100.0	80.0	97.7	100.0	-	-	97.7	98.0
Mediums	0	0	1	0	-	1	1	1	0	0	-	2	0	0	0	0	-	0	1	2	0	0	-	3	6
% Mediums	0.0	0.0	2.1	-	-	0.9	2.0	0.4	-	-	-	0.7	-	0.0	0.0	-	-	0.0	20.0	0.9	0.0	-	-	1.2	0.9
Articulated Trucks	0	0	0	0	-	0	0	4	0	0	-	4	0	0	0	0	-	0	0	3	0	0	-	3	7
% Articulated Trucks	0.0	0.0	0.0	-	-	0.0	0.0	1.7	-	-	-	1.4	-	0.0	0.0	-	-	0.0	0.0	1.4	0.0	-	-	1.2	1.1
Bicycles on Crosswalk	-	-	-	-	0	-	-	-	-	-	0	-	-	-	-	-	0	-	-	-	-	-	0	-	-
% Bicycles on Crosswalk	-	-	-	-	-	-	-	-	-	-	-	-	-	-	-	-	-	-	-	-	-	-	-	-	-
Pedestrians	-	-	-	-	0	-	-	-	-	-	0	-	-	-	-	-	0	-	-	-	-	-	0	-	-
% Pedestrians	-	-	-	-	-	-	-	-	-	-	-	-	-	-	-	-	-	-	-	-	-	-	-	-	-

City of Lloydminster
4420-50 Avenue

Lloydminster, Alberta, Canada T9V 0W2
(780) 875-6184 waguinaldo@lloydminster.ca

Count Name: 12 Street and 59 Avenue
Site Code: 1259
Start Date: 05/13/2025

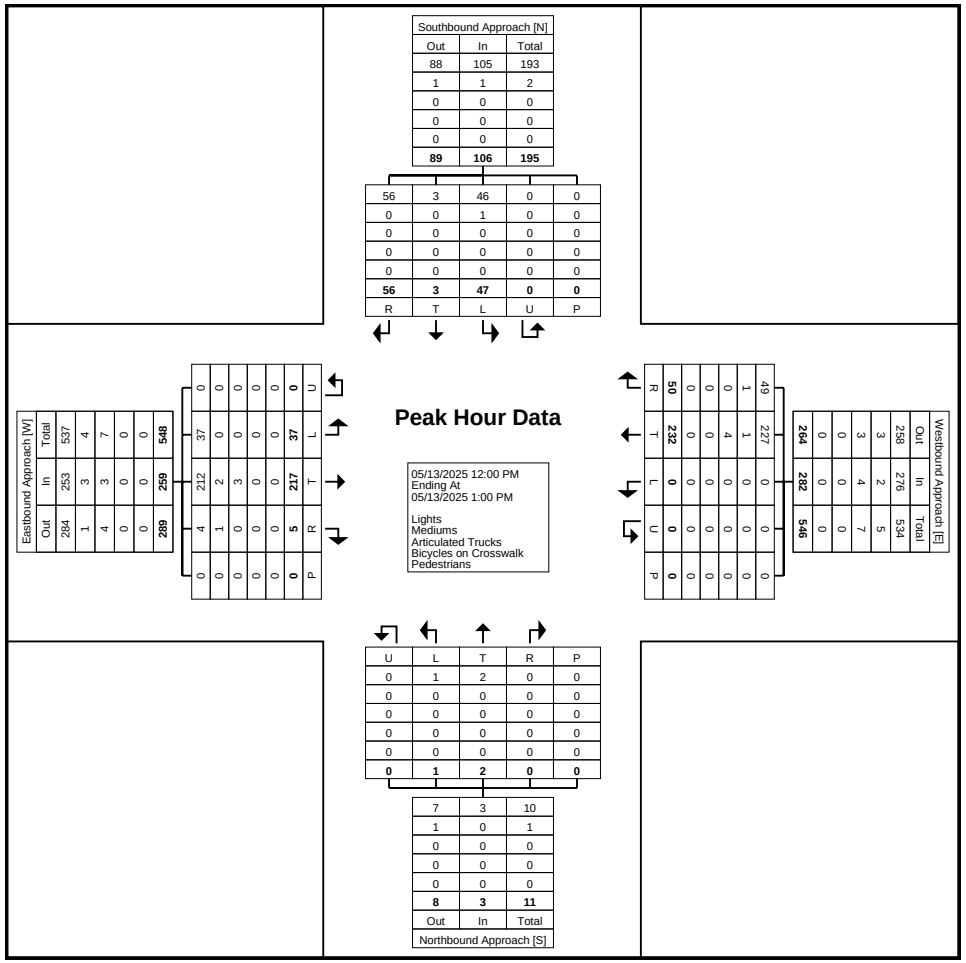

Turning Movement Peak Hour Data Plot (12:00 PM)

City of Lloydminster
4420-50 Avenue

Lloydminster, Alberta, Canada T9V 0W2
(780) 875-6184 waguinaldo@lloydminster.ca

Count Name: 12 Street and 59 Avenue
Site Code: 1259
Start Date: 05/13/2025

Turning Movement Peak Hour Data (4:30 PM)

Start Time	Southbound Approach						Westbound Approach						Northbound Approach						Eastbound Approach						
	Southbound						Westbound						Northbound						Eastbound						
	Right	Thru	Left	U-Turn	Peds	App. Total	Right	Thru	Left	U-Turn	Peds	App. Total	Right	Thru	Left	U-Turn	Peds	App. Total	Right	Thru	Left	U-Turn	Peds	App. Total	Int. Total
4:30 PM	24	0	11	0	0	35	23	77	0	0	0	100	0	0	2	0	0	2	1	77	21	0	0	99	236
4:45 PM	15	1	14	0	0	30	18	88	2	1	0	109	1	1	1	0	0	3	0	92	13	0	0	105	247
5:00 PM	21	0	10	0	0	31	19	119	0	0	0	138	1	1	1	0	0	3	1	78	20	0	0	99	271
5:15 PM	19	2	18	0	0	39	25	79	0	0	0	104	1	0	1	0	0	2	1	111	21	0	0	133	278
Total	79	3	53	0	0	135	85	363	2	1	0	451	3	2	5	0	0	10	3	358	75	0	0	436	1032
Approach %	58.5	2.2	39.3	0.0	-	-	18.8	80.5	0.4	0.2	-	-	30.0	20.0	50.0	0.0	-	-	0.7	82.1	17.2	0.0	-	-	-
Total %	7.7	0.3	5.1	0.0	-	13.1	8.2	35.2	0.2	0.1	-	43.7	0.3	0.2	0.5	0.0	-	1.0	0.3	34.7	7.3	0.0	-	42.2	-
PHF	0.823	0.375	0.736	0.000	-	0.865	0.850	0.763	0.250	0.250	-	0.817	0.750	0.500	0.625	0.000	-	0.833	0.750	0.806	0.893	0.000	-	0.820	0.928
Lights	78	3	52	0	-	133	83	352	2	1	-	438	3	2	5	0	-	10	3	349	75	0	-	427	1008
% Lights	98.7	100.0	98.1	-	-	98.5	97.6	97.0	100.0	100.0	-	97.1	100.0	100.0	100.0	-	-	100.0	100.0	97.5	100.0	-	-	97.9	97.7
Mediums	1	0	0	0	-	1	2	2	0	0	-	4	0	0	0	0	-	0	0	1	0	0	-	1	6
% Mediums	1.3	0.0	0.0	-	-	0.7	2.4	0.6	0.0	0.0	-	0.9	0.0	0.0	0.0	-	-	0.0	0.0	0.3	0.0	-	-	0.2	0.6
Articulated Trucks	0	0	1	0	-	1	0	9	0	0	-	9	0	0	0	0	-	0	0	8	0	0	-	8	18
% Articulated Trucks	0.0	0.0	1.9	-	-	0.7	0.0	2.5	0.0	0.0	-	2.0	0.0	0.0	0.0	-	-	0.0	0.0	2.2	0.0	-	-	1.8	1.7
Bicycles on Crosswalk	-	-	-	-	0	-	-	-	-	-	0	-	-	-	-	-	0	-	-	-	-	-	0	-	-
% Bicycles on Crosswalk	-	-	-	-	-	-	-	-	-	-	-	-	-	-	-	-	-	-	-	-	-	-	-	-	-
Pedestrians	-	-	-	-	0	-	-	-	-	-	0	-	-	-	-	-	0	-	-	-	-	-	0	-	-
% Pedestrians	-	-	-	-	-	-	-	-	-	-	-	-	-	-	-	-	-	-	-	-	-	-	-	-	-

City of Lloydminster
4420-50 Avenue

Lloydminster, Alberta, Canada T9V 0W2
(780) 875-6184 waguinaldo@lloydminster.ca

Count Name: 12 Street and 59 Avenue
Site Code: 1259
Start Date: 05/13/2025

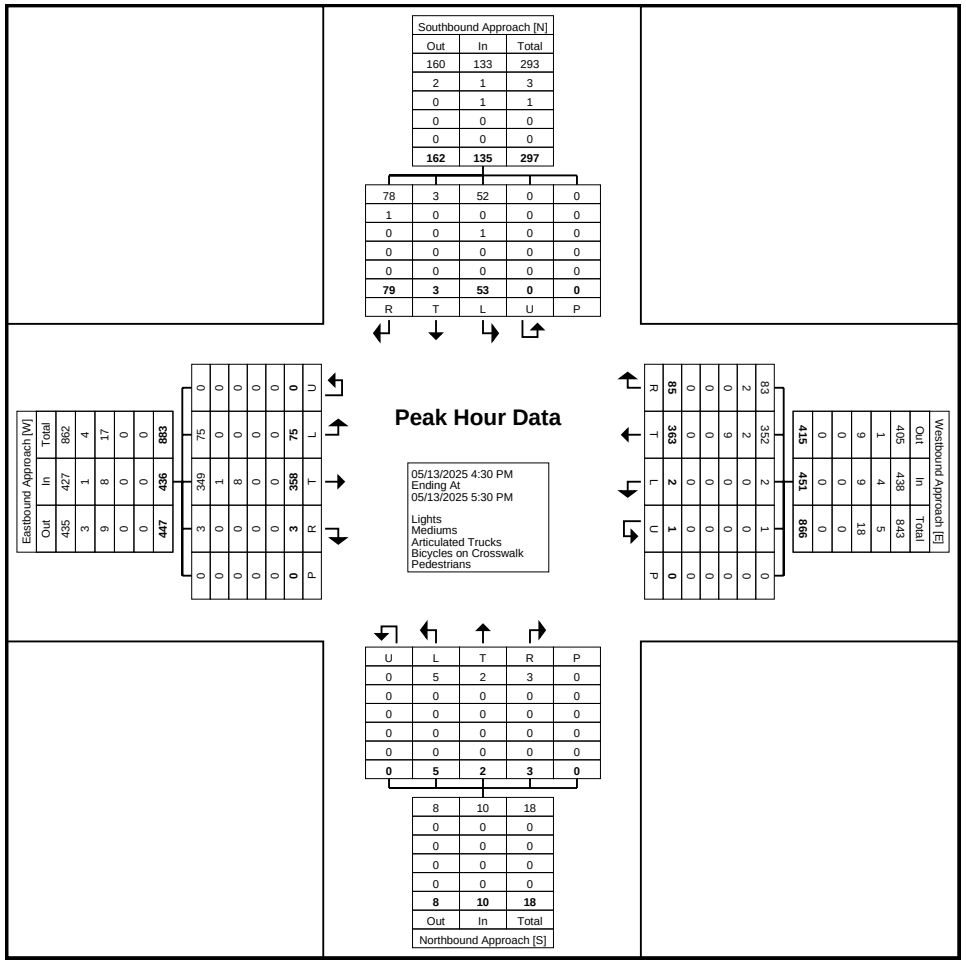

Turning Movement Peak Hour Data Plot (4:30 PM)

City of Lloydminster
4420-50 Avenue

Lloydminster, Alberta, Canada T9V 0W2
(780) 875-6184 waguinaldo@lloydminster.ca

Count Name: 12 Street and 61 Avenue
Site Code: 1261
Start Date: 05/14/2025
Page No: 1

Turning Movement Data

Start Time	Southbound Approach					Westbound Approach					Eastbound Approach					
	Southbound					Westbound					Eastbound					
	Right	Left	U-Turn	Peds	App. Total	Right	Thru	U-Turn	Peds	App. Total	Thru	Left	U-Turn	Peds	App. Total	Int. Total
7:00 AM	13	14	0	0	27	7	39	0	0	46	32	1	0	0	33	106
7:15 AM	13	8	0	0	21	5	64	0	0	69	37	3	0	0	40	130
7:30 AM	20	7	0	0	27	9	98	0	0	107	33	1	0	0	34	168
7:45 AM	20	10	0	0	30	21	77	0	0	98	59	9	0	0	68	196
Hourly Total	66	39	0	0	105	42	278	0	0	320	161	14	0	0	175	600
8:00 AM	9	11	0	0	20	16	52	0	0	68	42	4	0	0	46	134
8:15 AM	13	14	0	0	27	17	50	0	0	67	44	5	0	0	49	143
8:30 AM	8	7	0	0	15	10	72	0	0	82	38	5	0	0	43	140
8:45 AM	17	6	0	0	23	12	57	0	0	69	40	4	0	0	44	136
Hourly Total	47	38	0	0	85	55	231	0	0	286	164	18	0	0	182	553
*** BREAK ***	-	-	-	-	-	-	-	-	-	-	-	-	-	-	-	-
11:30 AM	5	16	0	0	21	14	59	0	0	73	48	13	0	0	61	155
11:45 AM	14	13	0	0	27	19	54	0	0	73	49	7	0	0	56	156
Hourly Total	19	29	0	0	48	33	113	0	0	146	97	20	0	0	117	311
12:00 PM	6	11	0	0	17	19	66	0	0	85	60	6	0	0	66	168
12:15 PM	19	11	0	0	30	18	70	0	0	88	64	9	0	0	73	191
12:30 PM	11	11	0	0	22	18	49	0	0	67	50	13	0	0	63	152
12:45 PM	12	16	0	0	28	13	65	0	0	78	47	11	0	0	58	164
Hourly Total	48	49	0	0	97	68	250	0	0	318	221	39	0	0	260	675
1:00 PM	9	10	0	0	19	12	65	0	0	77	43	6	0	0	49	145
1:15 PM	8	11	0	0	19	14	53	0	0	67	63	11	0	0	74	160
*** BREAK ***	-	-	-	-	-	-	-	-	-	-	-	-	-	-	-	-
Hourly Total	17	21	0	0	38	26	118	0	0	144	106	17	0	0	123	305
4:00 PM	12	10	0	0	22	19	69	0	0	88	58	19	0	0	77	187
4:15 PM	19	16	0	0	35	17	74	0	0	91	78	15	0	0	93	219
4:30 PM	17	17	0	0	34	28	73	0	0	101	82	22	0	0	104	239
4:45 PM	21	22	0	0	43	14	60	0	0	74	76	16	0	0	92	209
Hourly Total	69	65	0	0	134	78	276	0	0	354	294	72	0	0	366	854
5:00 PM	7	11	0	0	18	25	117	0	0	142	77	20	0	0	97	257
5:15 PM	15	16	0	0	31	28	67	0	0	95	115	18	0	0	133	259
5:30 PM	11	11	0	0	22	19	85	0	0	104	59	15	0	0	74	200
5:45 PM	7	12	0	0	19	17	48	0	0	65	89	16	0	0	105	189
Hourly Total	40	50	0	0	90	89	317	0	0	406	340	69	0	0	409	905
Grand Total	306	291	0	0	597	391	1583	0	0	1974	1383	249	0	0	1632	4203
Approach %	51.3	48.7	0.0	-	-	19.8	80.2	0.0	-	-	84.7	15.3	0.0	-	-	-
Total %	7.3	6.9	0.0	-	14.2	9.3	37.7	0.0	-	47.0	32.9	5.9	0.0	-	38.8	-

Lights	303	287	0	-	590	385	1532	0	-	1917	1316	248	0	-	1564	4071
% Lights	99.0	98.6	-	-	98.8	98.5	96.8	-	-	97.1	95.2	99.6	-	-	95.8	96.9
Mediums	3	4	0	-	7	6	22	0	-	28	17	1	0	-	18	53
% Mediums	1.0	1.4	-	-	1.2	1.5	1.4	-	-	1.4	1.2	0.4	-	-	1.1	1.3
Articulated Trucks	0	0	0	-	0	0	29	0	-	29	50	0	0	-	50	79
% Articulated Trucks	0.0	0.0	-	-	0.0	0.0	1.8	-	-	1.5	3.6	0.0	-	-	3.1	1.9
Bicycles on Crosswalk	-	-	-	0	-	-	-	-	0	-	-	-	-	0	-	-
% Bicycles on Crosswalk	-	-	-	-	-	-	-	-	-	-	-	-	-	-	-	-
Pedestrians	-	-	-	0	-	-	-	-	0	-	-	-	-	0	-	-
% Pedestrians	-	-	-	-	-	-	-	-	-	-	-	-	-	-	-	-

City of Lloydminster
4420-50 Avenue

Lloydminster, Alberta, Canada T9V 0W2
(780) 875-6184 waguinaldo@lloydminster.ca

Count Name: 12 Street and 61 Avenue
Site Code: 1261
Start Date: 05/14/2025

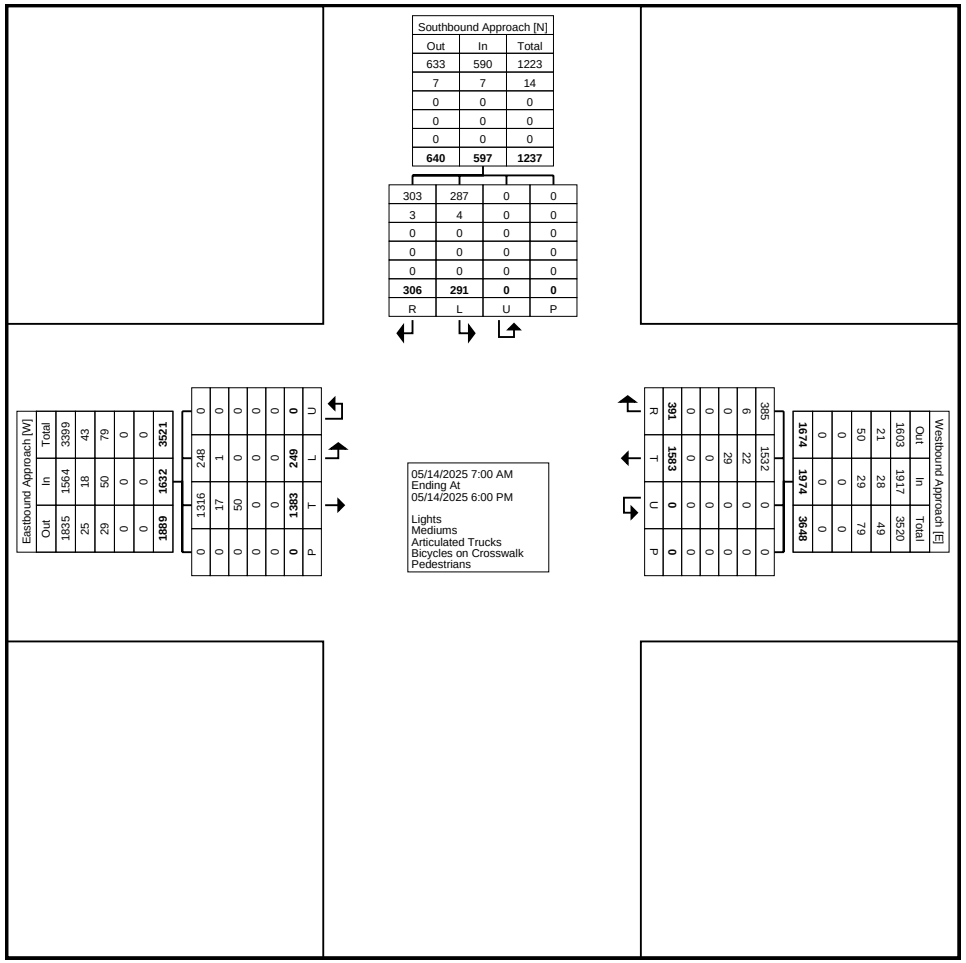

Turning Movement Data Plot

City of Lloydminster
4420-50 Avenue

Lloydminster, Alberta, Canada T9V 0W2
(780) 875-6184 waguinaldo@lloydminster.ca

Count Name: 12 Street and 61 Avenue
Site Code: 1261
Start Date: 05/14/2025

Turning Movement Peak Hour Data (7:30 AM)

Start Time	Southbound Approach					Westbound Approach					Eastbound Approach					
	Southbound					Westbound					Eastbound					
	Right	Left	U-Turn	Peds	App. Total	Right	Thru	U-Turn	Peds	App. Total	Thru	Left	U-Turn	Peds	App. Total	Int. Total
7:30 AM	20	7	0	0	27	9	98	0	0	107	33	1	0	0	34	168
7:45 AM	20	10	0	0	30	21	77	0	0	98	59	9	0	0	68	196
8:00 AM	9	11	0	0	20	16	52	0	0	68	42	4	0	0	46	134
8:15 AM	13	14	0	0	27	17	50	0	0	67	44	5	0	0	49	143
Total	62	42	0	0	104	63	277	0	0	340	178	19	0	0	197	641
Approach %	59.6	40.4	0.0	-	-	18.5	81.5	0.0	-	-	90.4	9.6	0.0	-	-	-
Total %	9.7	6.6	0.0	-	16.2	9.8	43.2	0.0	-	53.0	27.8	3.0	0.0	-	30.7	-
PHF	0.775	0.750	0.000	-	0.867	0.750	0.707	0.000	-	0.794	0.754	0.528	0.000	-	0.724	0.818
Lights	62	41	0	-	103	59	271	0	-	330	162	19	0	-	181	614
% Lights	100.0	97.6	-	-	99.0	93.7	97.8	-	-	97.1	91.0	100.0	-	-	91.9	95.8
Mediums	0	1	0	-	1	4	3	0	-	7	5	0	0	-	5	13
% Mediums	0.0	2.4	-	-	1.0	6.3	1.1	-	-	2.1	2.8	0.0	-	-	2.5	2.0
Articulated Trucks	0	0	0	-	0	0	3	0	-	3	11	0	0	-	11	14
% Articulated Trucks	0.0	0.0	-	-	0.0	0.0	1.1	-	-	0.9	6.2	0.0	-	-	5.6	2.2
Bicycles on Crosswalk	-	-	-	0	-	-	-	-	0	-	-	-	-	0	-	-
% Bicycles on Crosswalk	-	-	-	-	-	-	-	-	-	-	-	-	-	-	-	-
Pedestrians	-	-	-	0	-	-	-	-	0	-	-	-	-	0	-	-
% Pedestrians	-	-	-	-	-	-	-	-	-	-	-	-	-	-	-	-

City of Lloydminster
4420-50 Avenue

Lloydminster, Alberta, Canada T9V 0W2
(780) 875-6184 waguinaldo@lloydminster.ca

Count Name: 12 Street and 61 Avenue
Site Code: 1261
Start Date: 05/14/2025

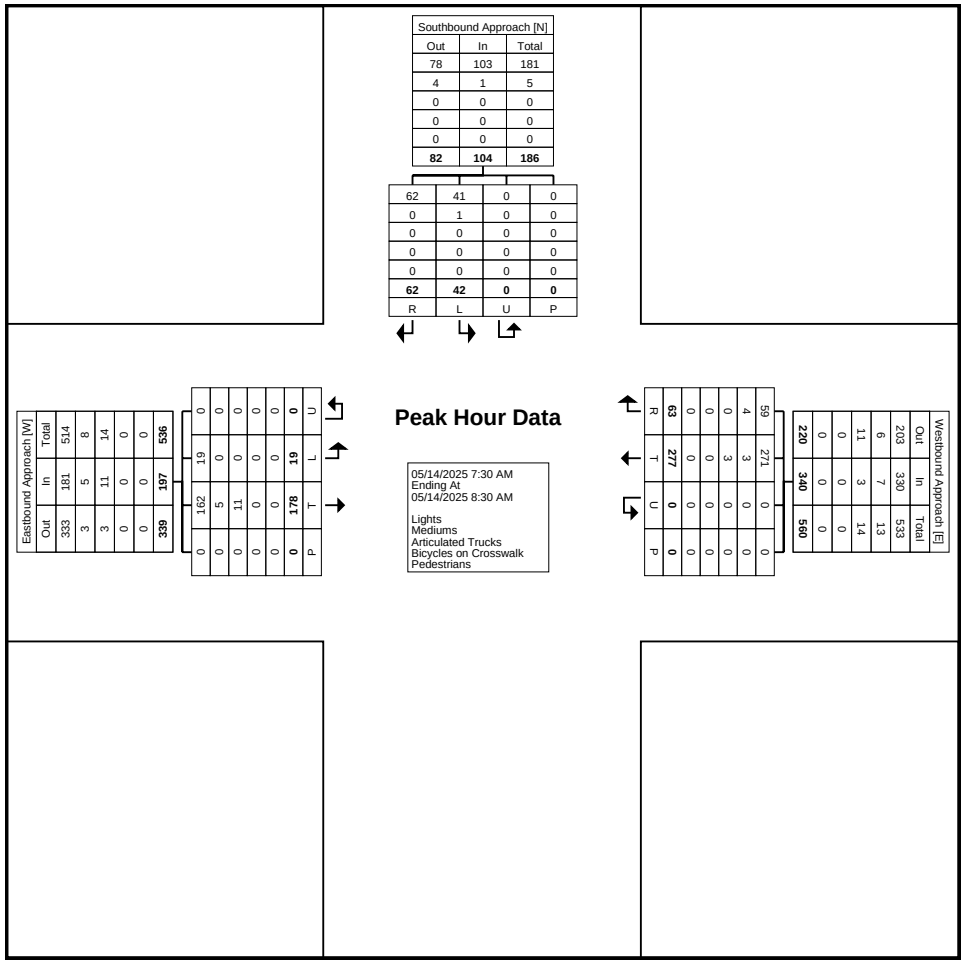

Turning Movement Peak Hour Data Plot (7:30 AM)

City of Lloydminster
4420-50 Avenue

Lloydminster, Alberta, Canada T9V 0W2
(780) 875-6184 waguinaldo@lloydminster.ca

Count Name: 12 Street and 61 Avenue
Site Code: 1261
Start Date: 05/14/2025

Turning Movement Peak Hour Data (12:00 PM)

Start Time	Southbound Approach					Westbound Approach					Eastbound Approach					
	Southbound					Westbound					Eastbound					
	Right	Left	U-Turn	Peds	App. Total	Right	Thru	U-Turn	Peds	App. Total	Thru	Left	U-Turn	Peds	App. Total	Int. Total
12:00 PM	6	11	0	0	17	19	66	0	0	85	60	6	0	0	66	168
12:15 PM	19	11	0	0	30	18	70	0	0	88	64	9	0	0	73	191
12:30 PM	11	11	0	0	22	18	49	0	0	67	50	13	0	0	63	152
12:45 PM	12	16	0	0	28	13	65	0	0	78	47	11	0	0	58	164
Total	48	49	0	0	97	68	250	0	0	318	221	39	0	0	260	675
Approach %	49.5	50.5	0.0	-	-	21.4	78.6	0.0	-	-	85.0	15.0	0.0	-	-	-
Total %	7.1	7.3	0.0	-	14.4	10.1	37.0	0.0	-	47.1	32.7	5.8	0.0	-	38.5	-
PHF	0.632	0.766	0.000	-	0.808	0.895	0.893	0.000	-	0.903	0.863	0.750	0.000	-	0.890	0.884
Lights	47	48	0	-	95	68	236	0	-	304	212	39	0	-	251	650
% Lights	97.9	98.0	-	-	97.9	100.0	94.4	-	-	95.6	95.9	100.0	-	-	96.5	96.3
Mediums	1	1	0	-	2	0	6	0	-	6	2	0	0	-	2	10
% Mediums	2.1	2.0	-	-	2.1	0.0	2.4	-	-	1.9	0.9	0.0	-	-	0.8	1.5
Articulated Trucks	0	0	0	-	0	0	8	0	-	8	7	0	0	-	7	15
% Articulated Trucks	0.0	0.0	-	-	0.0	0.0	3.2	-	-	2.5	3.2	0.0	-	-	2.7	2.2
Bicycles on Crosswalk	-	-	-	0	-	-	-	-	0	-	-	-	-	0	-	-
% Bicycles on Crosswalk	-	-	-	-	-	-	-	-	-	-	-	-	-	-	-	-
Pedestrians	-	-	-	0	-	-	-	-	0	-	-	-	-	0	-	-
% Pedestrians	-	-	-	-	-	-	-	-	-	-	-	-	-	-	-	-

City of Lloydminster
4420-50 Avenue

Lloydminster, Alberta, Canada T9V 0W2
(780) 875-6184 waguinaldo@lloydminster.ca

Count Name: 12 Street and 61 Avenue
Site Code: 1261
Start Date: 05/14/2025

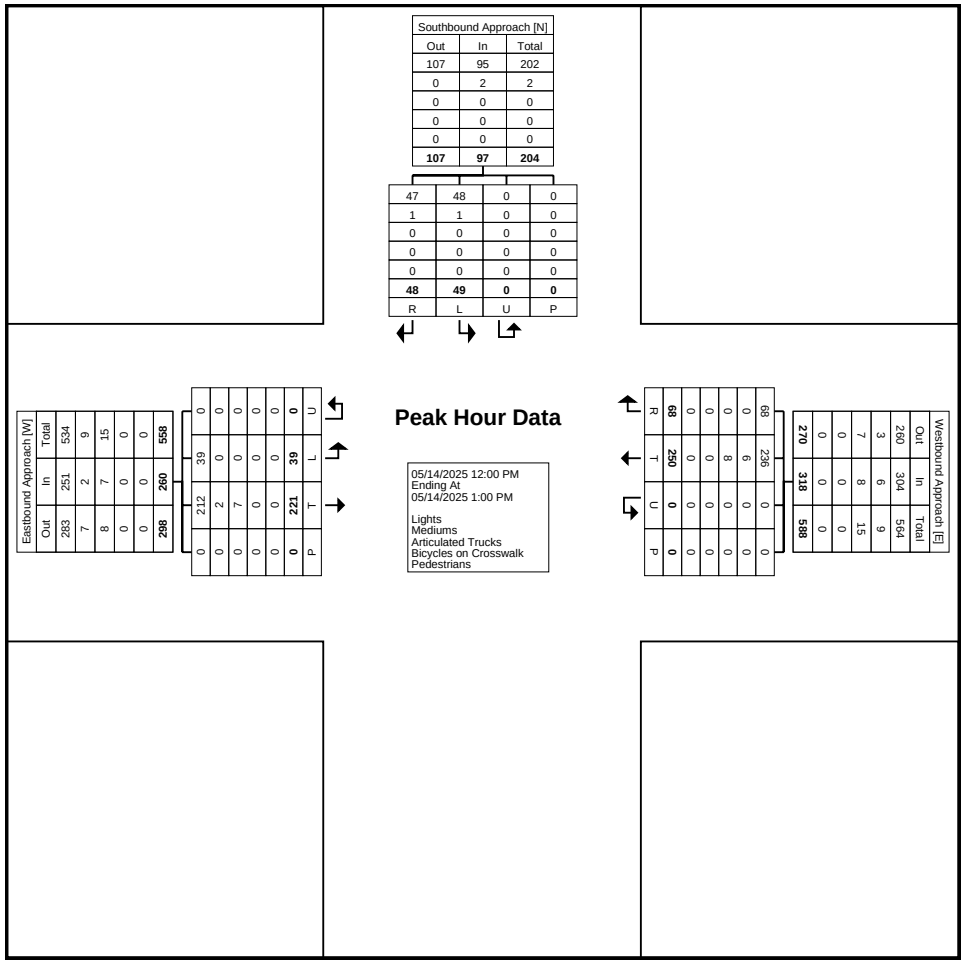

Turning Movement Peak Hour Data Plot (12:00 PM)

City of Lloydminster
4420-50 Avenue

Lloydminster, Alberta, Canada T9V 0W2
(780) 875-6184 waguinaldo@lloydminster.ca

Count Name: 12 Street and 61 Avenue
Site Code: 1261
Start Date: 05/14/2025

Turning Movement Peak Hour Data (4:30 PM)

Start Time	Southbound Approach					Westbound Approach					Eastbound Approach					
	Southbound					Westbound					Eastbound					
	Right	Left	U-Turn	Peds	App. Total	Right	Thru	U-Turn	Peds	App. Total	Thru	Left	U-Turn	Peds	App. Total	Int. Total
4:30 PM	17	17	0	0	34	28	73	0	0	101	82	22	0	0	104	239
4:45 PM	21	22	0	0	43	14	60	0	0	74	76	16	0	0	92	209
5:00 PM	7	11	0	0	18	25	117	0	0	142	77	20	0	0	97	257
5:15 PM	15	16	0	0	31	28	67	0	0	95	115	18	0	0	133	259
Total	60	66	0	0	126	95	317	0	0	412	350	76	0	0	426	964
Approach %	47.6	52.4	0.0	-	-	23.1	76.9	0.0	-	-	82.2	17.8	0.0	-	-	-
Total %	6.2	6.8	0.0	-	13.1	9.9	32.9	0.0	-	42.7	36.3	7.9	0.0	-	44.2	-
PHF	0.714	0.750	0.000	-	0.733	0.848	0.677	0.000	-	0.725	0.761	0.864	0.000	-	0.801	0.931
Lights	59	65	0	-	124	94	309	0	-	403	347	76	0	-	423	950
% Lights	98.3	98.5	-	-	98.4	98.9	97.5	-	-	97.8	99.1	100.0	-	-	99.3	98.5
Mediums	1	1	0	-	2	1	4	0	-	5	1	0	0	-	1	8
% Mediums	1.7	1.5	-	-	1.6	1.1	1.3	-	-	1.2	0.3	0.0	-	-	0.2	0.8
Articulated Trucks	0	0	0	-	0	0	4	0	-	4	2	0	0	-	2	6
% Articulated Trucks	0.0	0.0	-	-	0.0	0.0	1.3	-	-	1.0	0.6	0.0	-	-	0.5	0.6
Bicycles on Crosswalk	-	-	-	0	-	-	-	-	0	-	-	-	-	0	-	-
% Bicycles on Crosswalk	-	-	-	-	-	-	-	-	-	-	-	-	-	-	-	-
Pedestrians	-	-	-	0	-	-	-	-	0	-	-	-	-	0	-	-
% Pedestrians	-	-	-	-	-	-	-	-	-	-	-	-	-	-	-	-

City of Lloydminster
4420-50 Avenue

Lloydminster, Alberta, Canada T9V 0W2
(780) 875-6184 waguinaldo@lloydminster.ca

Count Name: 12 Street and 61 Avenue
Site Code: 1261
Start Date: 05/14/2025

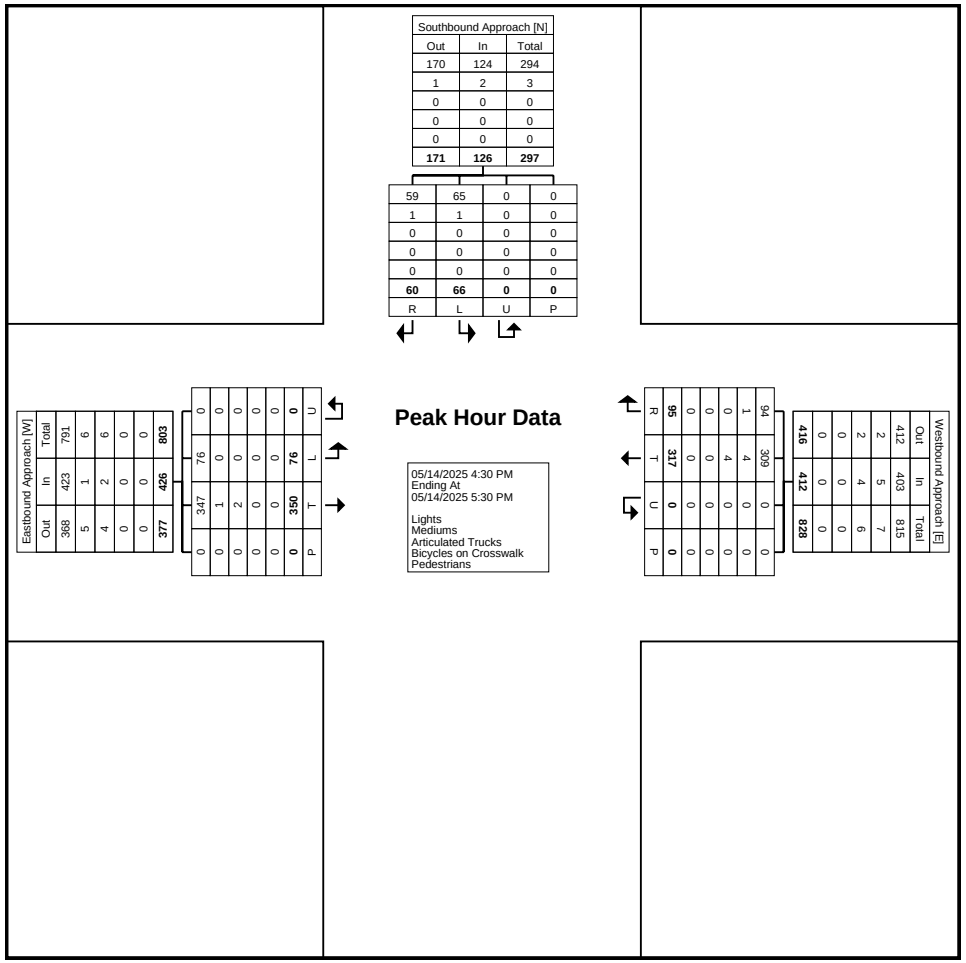

Turning Movement Peak Hour Data Plot (4:30 PM)

City of Lloydminster
4420-50 Avenue

Lloydminster, Alberta, Canada T9V 0W2
(780) 875-6184 waguinaldo@lloydminster.ca

Count Name: 12 Street and 75 Avenue
Site Code: 1275
Start Date: 05/14/2025
Page No: 1

Turning Movement Data

Start Time	Southbound Approach						Westbound Approach						Northbound Approach						Eastbound Approach						
	Southbound						Westbound						Northbound						Eastbound						
	Right	Thru	Left	U-Turn	Peds	App. Total	Right	Thru	Left	U-Turn	Peds	App. Total	Right	Thru	Left	U-Turn	Peds	App. Total	Right	Thru	Left	U-Turn	Peds	App. Total	Int. Total
7:00 AM	7	1	17	0	0	25	19	40	1	0	0	60	0	0	0	0	0	0	0	16	0	0	0	16	101
7:15 AM	4	0	19	0	0	23	26	44	0	0	0	70	0	0	0	0	0	0	0	17	4	0	0	21	114
7:30 AM	4	1	14	0	0	19	58	48	0	0	0	106	1	0	0	0	0	1	0	21	8	0	0	29	155
7:45 AM	0	3	28	0	0	31	53	55	0	0	0	108	0	0	0	0	0	0	0	35	7	0	0	42	181
Hourly Total	15	5	78	0	0	98	156	187	1	0	0	344	1	0	0	0	0	1	0	89	19	0	0	108	551
8:00 AM	3	2	30	0	0	35	27	29	0	0	0	56	1	1	0	0	0	2	0	16	3	0	0	19	112
8:15 AM	2	2	26	0	0	30	46	24	0	0	0	70	1	0	0	0	0	1	0	21	11	0	0	32	133
8:30 AM	5	0	24	0	0	29	47	25	0	0	0	72	0	1	0	0	0	1	0	22	10	0	0	32	134
8:45 AM	2	1	23	0	0	26	60	18	0	0	0	78	0	1	0	0	0	1	0	20	6	0	0	26	131
Hourly Total	12	5	103	0	0	120	180	96	0	0	0	276	2	3	0	0	0	5	0	79	30	0	0	109	510
*** BREAK ***	-	-	-	-	-	-	-	-	-	-	-	-	-	-	-	-	-	-	-	-	-	-	-	-	-
11:30 AM	3	0	33	0	0	36	53	9	0	0	0	62	3	1	0	0	0	4	0	27	0	0	0	27	129
11:45 AM	4	0	39	0	0	43	53	12	0	0	0	65	0	0	0	0	0	0	0	15	7	0	0	22	130
Hourly Total	7	0	72	0	0	79	106	21	0	0	0	127	3	1	0	0	0	4	0	42	7	0	0	49	259
12:00 PM	7	0	34	0	0	41	57	17	2	0	0	76	1	1	0	0	0	2	0	29	2	0	0	31	150
12:15 PM	6	0	54	0	0	60	74	16	1	0	0	91	0	0	0	0	0	0	0	16	6	0	0	22	173
12:30 PM	5	1	40	0	0	46	42	18	0	0	0	60	0	0	0	0	0	0	0	24	2	0	0	26	132
12:45 PM	7	0	38	0	0	45	52	19	1	0	0	72	0	1	0	0	0	1	0	20	3	0	0	23	141
Hourly Total	25	1	166	0	0	192	225	70	4	0	0	299	1	2	0	0	0	3	0	89	13	0	0	102	596
1:00 PM	5	0	34	0	0	39	52	26	0	0	0	78	0	0	0	0	0	0	1	18	5	0	0	24	141
1:15 PM	6	0	45	0	0	51	51	15	0	0	0	66	1	0	0	0	0	1	0	23	6	0	0	29	147
*** BREAK ***	-	-	-	-	-	-	-	-	-	-	-	-	-	-	-	-	-	-	-	-	-	-	-	-	-
Hourly Total	11	0	79	0	0	90	103	41	0	0	0	144	1	0	0	0	0	1	1	41	11	0	0	53	288
4:00 PM	5	0	51	1	0	57	61	17	0	0	0	78	0	0	0	0	0	0	0	30	5	0	0	35	170
4:15 PM	3	0	57	0	0	60	61	25	1	0	0	87	0	0	1	0	0	1	1	31	9	0	0	41	189
4:30 PM	8	0	55	0	0	63	58	22	0	0	0	80	0	1	0	0	0	1	0	44	4	0	0	48	192
4:45 PM	9	0	58	0	0	67	69	28	0	0	0	97	1	0	0	0	0	1	0	37	4	0	0	41	206
Hourly Total	25	0	221	1	0	247	249	92	1	0	0	342	1	1	1	0	0	3	1	142	22	0	0	165	757
5:00 PM	9	0	60	0	0	69	71	38	0	0	0	109	0	0	0	0	0	0	0	32	3	0	0	35	213
5:15 PM	8	0	65	0	0	73	67	27	3	0	0	97	0	0	0	0	0	0	0	67	11	0	0	78	248
5:30 PM	4	0	52	0	0	56	77	19	0	0	0	96	0	0	0	0	0	0	0	28	5	0	0	33	185
5:45 PM	8	1	63	0	0	72	48	16	0	0	0	64	0	1	0	0	0	1	0	34	5	0	0	39	176
Hourly Total	29	1	240	0	0	270	263	100	3	0	0	366	0	1	0	0	0	1	0	161	24	0	0	185	822
Grand Total	124	12	959	1	0	1096	1282	607	9	0	0	1898	9	8	1	0	0	18	2	643	126	0	0	771	3783
Approach %	11.3	1.1	87.5	0.1	-	-	67.5	32.0	0.5	0.0	-	-	50.0	44.4	5.6	0.0	-	-	0.3	83.4	16.3	0.0	-	-	-

Total %	3.3	0.3	25.4	0.0	-	29.0	33.9	16.0	0.2	0.0	-	50.2	0.2	0.2	0.0	0.0	-	0.5	0.1	17.0	3.3	0.0	-	20.4	-
Lights	120	4	932	1	-	1057	1250	583	9	0	-	1842	6	4	1	0	-	11	2	606	120	0	-	728	3638
% Lights	96.8	33.3	97.2	100.0	-	96.4	97.5	96.0	100.0	-	-	97.0	66.7	50.0	100.0	-	-	61.1	100.0	94.2	95.2	-	-	94.4	96.2
Mediums	3	2	7	0	-	12	17	11	0	0	-	28	0	2	0	0	-	2	0	12	5	0	-	17	59
% Mediums	2.4	16.7	0.7	0.0	-	1.1	1.3	1.8	0.0	-	-	1.5	0.0	25.0	0.0	-	-	11.1	0.0	1.9	4.0	-	-	2.2	1.6
Articulated Trucks	1	6	20	0	-	27	15	13	0	0	-	28	3	2	0	0	-	5	0	25	1	0	-	26	86
% Articulated Trucks	0.8	50.0	2.1	0.0	-	2.5	1.2	2.1	0.0	-	-	1.5	33.3	25.0	0.0	-	-	27.8	0.0	3.9	0.8	-	-	3.4	2.3
Bicycles on Crosswalk	-	-	-	-	0	-	-	-	-	-	0	-	-	-	-	-	0	-	-	-	-	-	0	-	-
% Bicycles on Crosswalk	-	-	-	-	-	-	-	-	-	-	-	-	-	-	-	-	-	-	-	-	-	-	-	-	-
Pedestrians	-	-	-	-	0	-	-	-	-	-	0	-	-	-	-	-	0	-	-	-	-	-	0	-	-
% Pedestrians	-	-	-	-	-	-	-	-	-	-	-	-	-	-	-	-	-	-	-	-	-	-	-	-	-

City of Lloydminster
4420-50 Avenue

Lloydminster, Alberta, Canada T9V 0W2
(780) 875-6184 waguinaldo@lloydminster.ca

Count Name: 12 Street and 75 Avenue
Site Code: 1275
Start Date: 05/14/2025

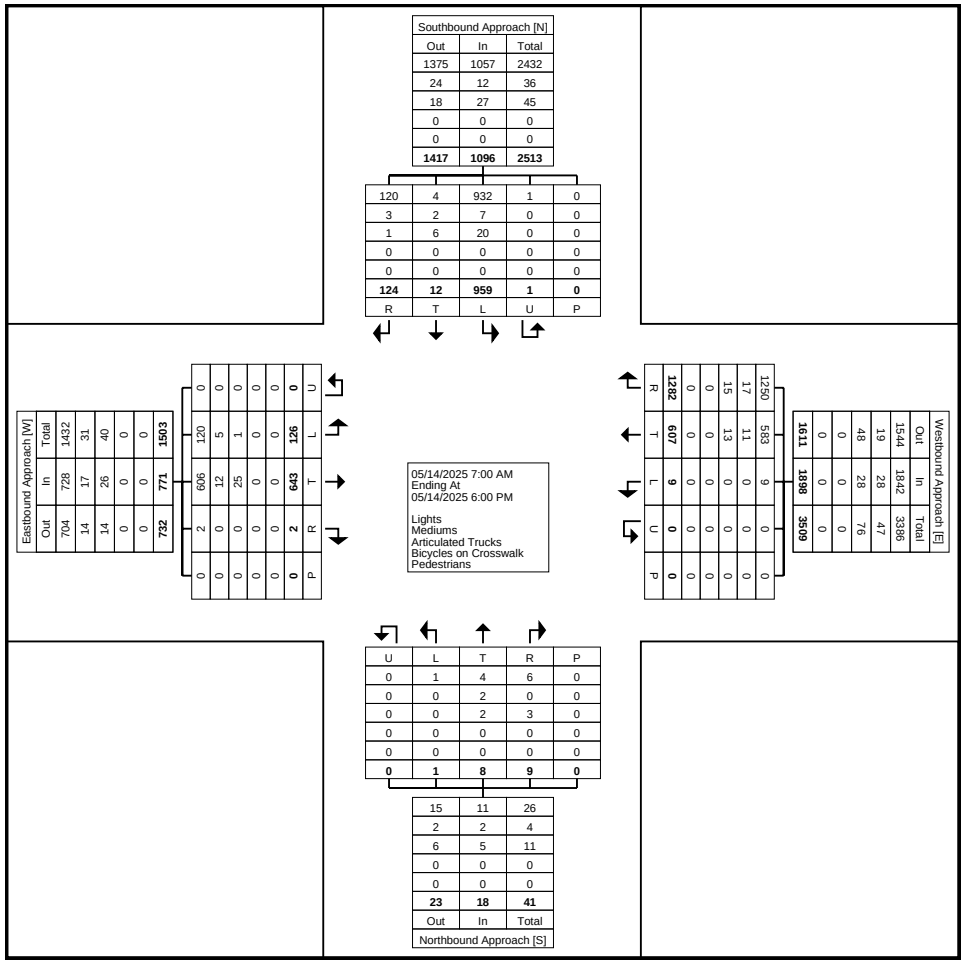

Turning Movement Data Plot

City of Lloydminster
4420-50 Avenue

Lloydminster, Alberta, Canada T9V 0W2
(780) 875-6184 waguinaldo@lloydminster.ca

Count Name: 12 Street and 75 Avenue
Site Code: 1275
Start Date: 05/14/2025

Turning Movement Peak Hour Data (7:30 AM)

Start Time	Southbound Approach						Westbound Approach						Northbound Approach						Eastbound Approach						
	Southbound						Westbound						Northbound						Eastbound						
	Right	Thru	Left	U-Turn	Peds	App. Total	Right	Thru	Left	U-Turn	Peds	App. Total	Right	Thru	Left	U-Turn	Peds	App. Total	Right	Thru	Left	U-Turn	Peds	App. Total	Int. Total
7:30 AM	4	1	14	0	0	19	58	48	0	0	0	106	1	0	0	0	0	1	0	21	8	0	0	29	155
7:45 AM	0	3	28	0	0	31	53	55	0	0	0	108	0	0	0	0	0	0	0	35	7	0	0	42	181
8:00 AM	3	2	30	0	0	35	27	29	0	0	0	56	1	1	0	0	0	2	0	16	3	0	0	19	112
8:15 AM	2	2	26	0	0	30	46	24	0	0	0	70	1	0	0	0	0	1	0	21	11	0	0	32	133
Total	9	8	98	0	0	115	184	156	0	0	0	340	3	1	0	0	0	4	0	93	29	0	0	122	581
Approach %	7.8	7.0	85.2	0.0	-	-	54.1	45.9	0.0	0.0	-	-	75.0	25.0	0.0	0.0	-	-	0.0	76.2	23.8	0.0	-	-	-
Total %	1.5	1.4	16.9	0.0	-	19.8	31.7	26.9	0.0	0.0	-	58.5	0.5	0.2	0.0	0.0	-	0.7	0.0	16.0	5.0	0.0	-	21.0	-
PHF	0.563	0.667	0.817	0.000	-	0.821	0.793	0.709	0.000	0.000	-	0.787	0.750	0.250	0.000	0.000	-	0.500	0.000	0.664	0.659	0.000	-	0.726	0.802
Lights	9	3	91	0	-	103	180	154	0	0	-	334	1	1	0	0	-	2	0	86	28	0	-	114	553
% Lights	100.0	37.5	92.9	-	-	89.6	97.8	98.7	-	-	-	98.2	33.3	100.0	-	-	-	50.0	-	92.5	96.6	-	-	93.4	95.2
Mediums	0	0	1	0	-	1	3	2	0	0	-	5	0	0	0	0	-	0	0	3	1	0	-	4	10
% Mediums	0.0	0.0	1.0	-	-	0.9	1.6	1.3	-	-	-	1.5	0.0	0.0	-	-	-	0.0	-	3.2	3.4	-	-	3.3	1.7
Articulated Trucks	0	5	6	0	-	11	1	0	0	0	-	1	2	0	0	0	-	2	0	4	0	0	-	4	18
% Articulated Trucks	0.0	62.5	6.1	-	-	9.6	0.5	0.0	-	-	-	0.3	66.7	0.0	-	-	-	50.0	-	4.3	0.0	-	-	3.3	3.1
Bicycles on Crosswalk	-	-	-	-	0	-	-	-	-	-	0	-	-	-	-	-	0	-	-	-	-	-	0	-	-
% Bicycles on Crosswalk	-	-	-	-	-	-	-	-	-	-	-	-	-	-	-	-	-	-	-	-	-	-	-	-	-
Pedestrians	-	-	-	-	0	-	-	-	-	-	0	-	-	-	-	-	0	-	-	-	-	-	0	-	-
% Pedestrians	-	-	-	-	-	-	-	-	-	-	-	-	-	-	-	-	-	-	-	-	-	-	-	-	-

City of Lloydminster
4420-50 Avenue

Lloydminster, Alberta, Canada T9V 0W2
(780) 875-6184 waguinaldo@lloydminster.ca

Count Name: 12 Street and 75 Avenue
Site Code: 1275
Start Date: 05/14/2025
Page No: 5

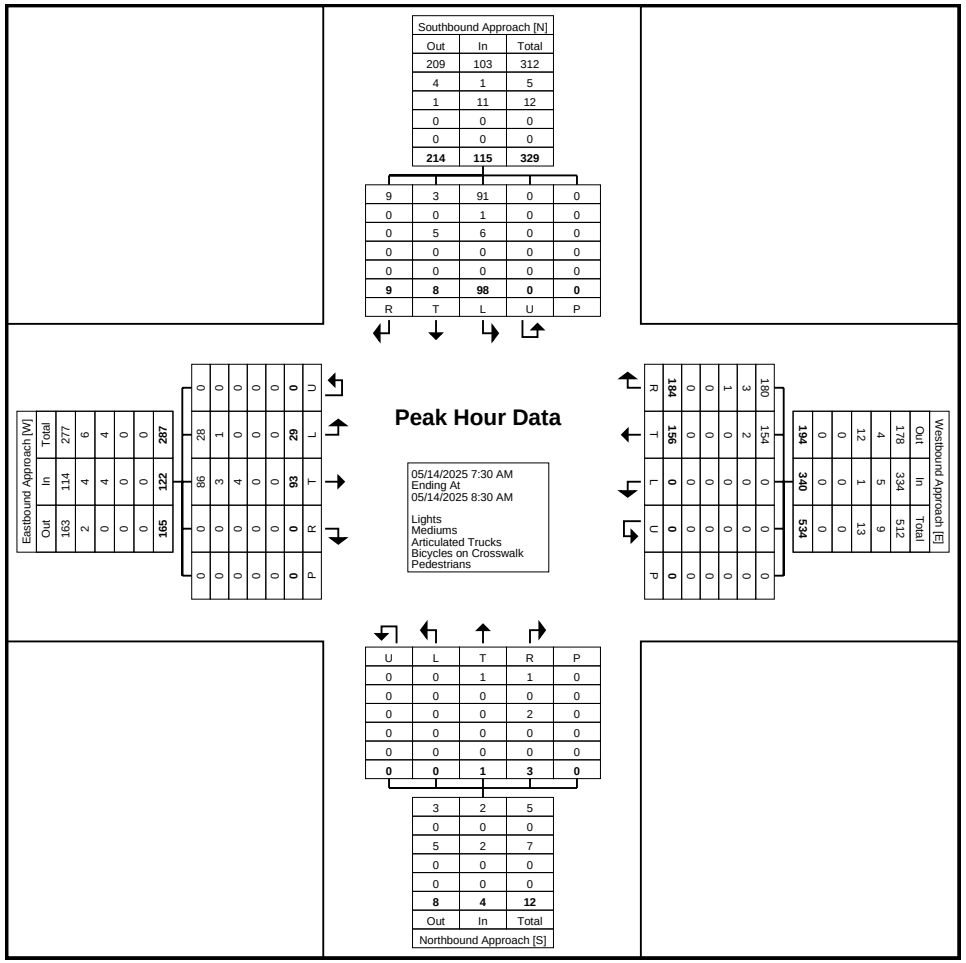

Turning Movement Peak Hour Data Plot (7:30 AM)

City of Lloydminster
4420-50 Avenue

Lloydminster, Alberta, Canada T9V 0W2
(780) 875-6184 waguinaldo@lloydminster.ca

Count Name: 12 Street and 75 Avenue
Site Code: 1275
Start Date: 05/14/2025

Turning Movement Peak Hour Data (12:00 PM)

Start Time	Southbound Approach						Westbound Approach						Northbound Approach						Eastbound Approach						
	Southbound						Westbound						Northbound						Eastbound						
	Right	Thru	Left	U-Turn	Peds	App. Total	Right	Thru	Left	U-Turn	Peds	App. Total	Right	Thru	Left	U-Turn	Peds	App. Total	Right	Thru	Left	U-Turn	Peds	App. Total	Int. Total
12:00 PM	7	0	34	0	0	41	57	17	2	0	0	76	1	1	0	0	0	2	0	29	2	0	0	31	150
12:15 PM	6	0	54	0	0	60	74	16	1	0	0	91	0	0	0	0	0	0	0	16	6	0	0	22	173
12:30 PM	5	1	40	0	0	46	42	18	0	0	0	60	0	0	0	0	0	0	0	24	2	0	0	26	132
12:45 PM	7	0	38	0	0	45	52	19	1	0	0	72	0	1	0	0	0	1	0	20	3	0	0	23	141
Total	25	1	166	0	0	192	225	70	4	0	0	299	1	2	0	0	0	3	0	89	13	0	0	102	596
Approach %	13.0	0.5	86.5	0.0	-	-	75.3	23.4	1.3	0.0	-	-	33.3	66.7	0.0	0.0	-	-	0.0	87.3	12.7	0.0	-	-	-
Total %	4.2	0.2	27.9	0.0	-	32.2	37.8	11.7	0.7	0.0	-	50.2	0.2	0.3	0.0	0.0	-	0.5	0.0	14.9	2.2	0.0	-	17.1	-
PHF	0.893	0.250	0.769	0.000	-	0.800	0.760	0.921	0.500	0.000	-	0.821	0.250	0.500	0.000	0.000	-	0.375	0.000	0.767	0.542	0.000	-	0.823	0.861
Lights	22	0	161	0	-	183	216	64	4	0	-	284	1	1	0	0	-	2	0	84	12	0	-	96	565
% Lights	88.0	0.0	97.0	-	-	95.3	96.0	91.4	100.0	-	-	95.0	100.0	50.0	-	-	-	66.7	-	94.4	92.3	-	-	94.1	94.8
Mediums	3	1	2	0	-	6	5	1	0	0	-	6	0	1	0	0	-	1	0	1	1	0	-	2	15
% Mediums	12.0	100.0	1.2	-	-	3.1	2.2	1.4	0.0	-	-	2.0	0.0	50.0	-	-	-	33.3	-	1.1	7.7	-	-	2.0	2.5
Articulated Trucks	0	0	3	0	-	3	4	5	0	0	-	9	0	0	0	0	-	0	0	4	0	0	-	4	16
% Articulated Trucks	0.0	0.0	1.8	-	-	1.6	1.8	7.1	0.0	-	-	3.0	0.0	0.0	-	-	-	0.0	-	4.5	0.0	-	-	3.9	2.7
Bicycles on Crosswalk	-	-	-	-	0	-	-	-	-	-	0	-	-	-	-	-	0	-	-	-	-	-	0	-	-
% Bicycles on Crosswalk	-	-	-	-	-	-	-	-	-	-	-	-	-	-	-	-	-	-	-	-	-	-	-	-	-
Pedestrians	-	-	-	-	0	-	-	-	-	-	0	-	-	-	-	-	0	-	-	-	-	-	0	-	-
% Pedestrians	-	-	-	-	-	-	-	-	-	-	-	-	-	-	-	-	-	-	-	-	-	-	-	-	-

City of Lloydminster
4420-50 Avenue

Lloydminster, Alberta, Canada T9V 0W2
(780) 875-6184 waguinaldo@lloydminster.ca

Count Name: 12 Street and 75 Avenue
Site Code: 1275
Start Date: 05/14/2025

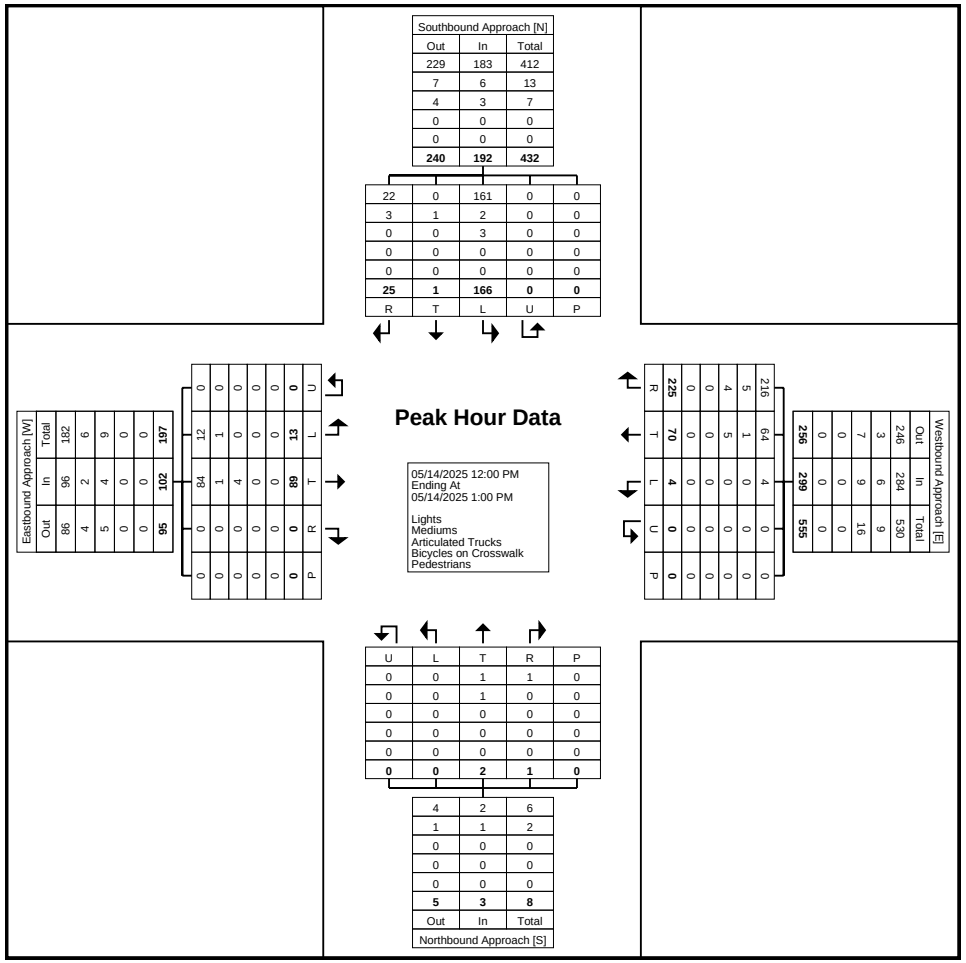

Turning Movement Peak Hour Data Plot (12:00 PM)

City of Lloydminster
4420-50 Avenue

Lloydminster, Alberta, Canada T9V 0W2
(780) 875-6184 waguinaldo@lloydminster.ca

Count Name: 12 Street and 75 Avenue
Site Code: 1275
Start Date: 05/14/2025

Turning Movement Peak Hour Data (4:30 PM)

Start Time	Southbound Approach						Westbound Approach						Northbound Approach						Eastbound Approach						
	Southbound						Westbound						Northbound						Eastbound						
	Right	Thru	Left	U-Turn	Peds	App. Total	Right	Thru	Left	U-Turn	Peds	App. Total	Right	Thru	Left	U-Turn	Peds	App. Total	Right	Thru	Left	U-Turn	Peds	App. Total	Int. Total
4:30 PM	8	0	55	0	0	63	58	22	0	0	0	80	0	1	0	0	0	1	0	44	4	0	0	48	192
4:45 PM	9	0	58	0	0	67	69	28	0	0	0	97	1	0	0	0	0	1	0	37	4	0	0	41	206
5:00 PM	9	0	60	0	0	69	71	38	0	0	0	109	0	0	0	0	0	0	0	32	3	0	0	35	213
5:15 PM	8	0	65	0	0	73	67	27	3	0	0	97	0	0	0	0	0	0	0	67	11	0	0	78	248
Total	34	0	238	0	0	272	265	115	3	0	0	383	1	1	0	0	0	2	0	180	22	0	0	202	859
Approach %	12.5	0.0	87.5	0.0	-	-	69.2	30.0	0.8	0.0	-	-	50.0	50.0	0.0	0.0	-	-	0.0	89.1	10.9	0.0	-	-	-
Total %	4.0	0.0	27.7	0.0	-	31.7	30.8	13.4	0.3	0.0	-	44.6	0.1	0.1	0.0	0.0	-	0.2	0.0	21.0	2.6	0.0	-	23.5	-
PHF	0.944	0.000	0.915	0.000	-	0.932	0.933	0.757	0.250	0.000	-	0.878	0.250	0.250	0.000	0.000	-	0.500	0.000	0.672	0.500	0.000	-	0.647	0.866
Lights	33	0	236	0	-	269	261	109	3	0	-	373	1	1	0	0	-	2	0	179	21	0	-	200	844
% Lights	97.1	-	99.2	-	-	98.9	98.5	94.8	100.0	-	-	97.4	100.0	100.0	-	-	-	100.0	-	99.4	95.5	-	-	99.0	98.3
Mediums	0	0	0	0	-	0	2	4	0	0	-	6	0	0	0	0	-	0	0	1	0	0	-	1	7
% Mediums	0.0	-	0.0	-	-	0.0	0.8	3.5	0.0	-	-	1.6	0.0	0.0	-	-	-	0.0	-	0.6	0.0	-	-	0.5	0.8
Articulated Trucks	1	0	2	0	-	3	2	2	0	0	-	4	0	0	0	0	-	0	0	0	1	0	-	1	8
% Articulated Trucks	2.9	-	0.8	-	-	1.1	0.8	1.7	0.0	-	-	1.0	0.0	0.0	-	-	-	0.0	-	0.0	4.5	-	-	0.5	0.9
Bicycles on Crosswalk	-	-	-	-	0	-	-	-	-	-	0	-	-	-	-	-	0	-	-	-	-	-	0	-	-
% Bicycles on Crosswalk	-	-	-	-	-	-	-	-	-	-	-	-	-	-	-	-	-	-	-	-	-	-	-	-	-
Pedestrians	-	-	-	-	0	-	-	-	-	-	0	-	-	-	-	-	0	-	-	-	-	-	0	-	-
% Pedestrians	-	-	-	-	-	-	-	-	-	-	-	-	-	-	-	-	-	-	-	-	-	-	-	-	-

City of Lloydminster
4420-50 Avenue

Lloydminster, Alberta, Canada T9V 0W2
(780) 875-6184 waguinaldo@lloydminster.ca

Count Name: 12 Street and 75 Avenue
Site Code: 1275
Start Date: 05/14/2025

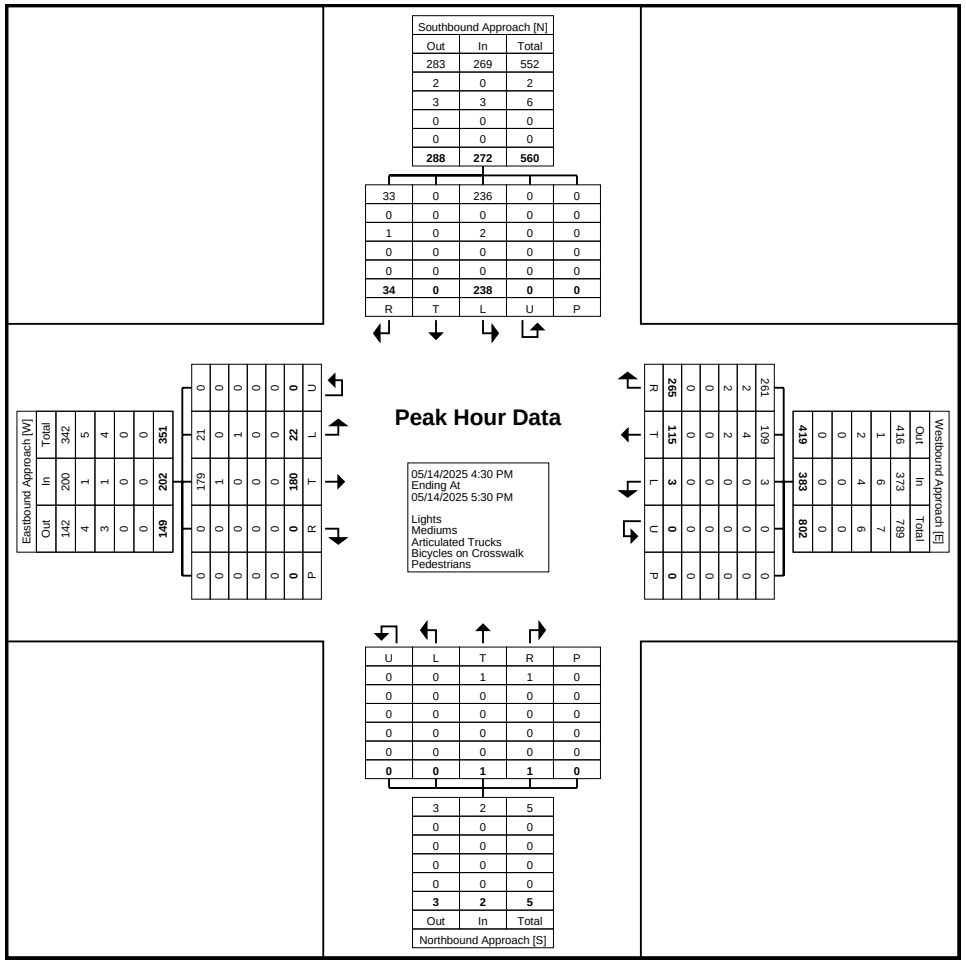

Turning Movement Peak Hour Data Plot (4:30 PM)

City of Lloydminster
4420-50 Avenue

Lloydminster, Alberta, Canada T9V 0W2
(780) 875-6184 waguinaldo@lloydminster.ca

Count Name: 18 Street and 59 Avenue
Site Code: 1859
Start Date: 05/12/2025
Page No: 1

Turning Movement Data

Start Time	Southbound Approach					Northbound Approach					Eastbound Approach					
	Southbound					Northbound					Eastbound					
	Right	Thru	U-Turn	Peds	App. Total	Thru	Left	U-Turn	Peds	App. Total	Right	Left	U-Turn	Peds	App. Total	Int. Total
7:00 AM	1	13	0	0	14	4	0	0	0	4	3	2	0	2	5	23
7:15 AM	0	21	0	0	21	7	0	0	0	7	1	7	0	0	8	36
7:30 AM	1	21	0	0	22	14	2	0	0	16	2	6	0	0	8	46
7:45 AM	2	28	0	0	30	39	0	0	0	39	7	15	0	0	22	91
Hourly Total	4	83	0	0	87	64	2	0	0	66	13	30	0	2	43	196
8:00 AM	6	44	0	0	50	19	0	0	0	19	3	26	0	0	29	98
8:15 AM	5	20	0	0	25	32	0	0	0	32	4	23	0	0	27	84
8:30 AM	5	19	0	0	24	12	0	0	0	12	1	11	0	3	12	48
8:45 AM	6	16	0	0	22	15	1	0	0	16	2	6	0	0	8	46
Hourly Total	22	99	0	0	121	78	1	0	0	79	10	66	0	3	76	276
*** BREAK ***	-	-	-	-	-	-	-	-	-	-	-	-	-	-	-	-
11:30 AM	13	14	0	0	27	26	1	0	0	27	1	6	0	0	7	61
11:45 AM	6	21	0	0	27	34	3	0	0	37	1	5	0	0	6	70
Hourly Total	19	35	0	0	54	60	4	0	0	64	2	11	0	0	13	131
12:00 PM	11	31	0	0	42	31	2	0	0	33	0	5	0	0	5	80
12:15 PM	12	24	0	0	36	22	2	0	0	24	0	3	0	0	3	63
12:30 PM	3	30	0	0	33	22	2	0	0	24	2	10	0	0	12	69
12:45 PM	7	19	0	0	26	19	0	0	0	19	4	11	0	0	15	60
Hourly Total	33	104	0	0	137	94	6	0	0	100	6	29	0	0	35	272
1:00 PM	5	20	0	0	25	20	1	0	0	21	4	11	0	0	15	61
1:15 PM	5	14	0	0	19	14	0	0	0	14	1	8	0	0	9	42
*** BREAK ***	-	-	-	-	-	-	-	-	-	-	-	-	-	-	-	-
Hourly Total	10	34	0	0	44	34	1	0	0	35	5	19	0	0	24	103
4:00 PM	8	27	0	0	35	31	4	0	0	35	3	7	0	0	10	80
4:15 PM	15	18	0	0	33	31	1	0	0	32	2	5	0	0	7	72
4:30 PM	11	29	0	0	40	34	0	0	0	34	3	10	0	0	13	87
4:45 PM	12	20	0	0	32	32	5	0	0	37	2	8	0	0	10	79
Hourly Total	46	94	0	0	140	128	10	0	0	138	10	30	0	0	40	318
5:00 PM	15	20	0	0	35	25	6	0	0	31	2	9	0	0	11	77
5:15 PM	20	28	0	0	48	49	1	0	0	50	3	9	0	0	12	110
5:30 PM	7	14	0	0	21	29	2	0	0	31	1	10	0	0	11	63
5:45 PM	8	15	0	0	23	24	0	0	0	24	1	5	0	0	6	53
Hourly Total	50	77	0	0	127	127	9	0	0	136	7	33	0	0	40	303
Grand Total	184	526	0	0	710	585	33	0	0	618	53	218	0	5	271	1599
Approach %	25.9	74.1	0.0	-	-	94.7	5.3	0.0	-	-	19.6	80.4	0.0	-	-	-
Total %	11.5	32.9	0.0	-	44.4	36.6	2.1	0.0	-	38.6	3.3	13.6	0.0	-	16.9	-

Lights	179	524	0	-	703	582	33	0	-	615	53	217	0	-	270	1588
% Lights	97.3	99.6	-	-	99.0	99.5	100.0	-	-	99.5	100.0	99.5	-	-	99.6	99.3
Mediums	5	2	0	-	7	2	0	0	-	2	0	1	0	-	1	10
% Mediums	2.7	0.4	-	-	1.0	0.3	0.0	-	-	0.3	0.0	0.5	-	-	0.4	0.6
Articulated Trucks	0	0	0	-	0	1	0	0	-	1	0	0	0	-	0	1
% Articulated Trucks	0.0	0.0	-	-	0.0	0.2	0.0	-	-	0.2	0.0	0.0	-	-	0.0	0.1
Bicycles on Crosswalk	-	-	-	0	-	-	-	-	0	-	-	-	-	1	-	-
% Bicycles on Crosswalk	-	-	-	-	-	-	-	-	-	-	-	-	-	20.0	-	-
Pedestrians	-	-	-	0	-	-	-	-	0	-	-	-	-	4	-	-
% Pedestrians	-	-	-	-	-	-	-	-	-	-	-	-	-	80.0	-	-

City of Lloydminster
4420-50 Avenue

Lloydminster, Alberta, Canada T9V 0W2
(780) 875-6184 waguinaldo@lloydminster.ca

Count Name: 18 Street and 59 Avenue
Site Code: 1859
Start Date: 05/12/2025
Page No: 3

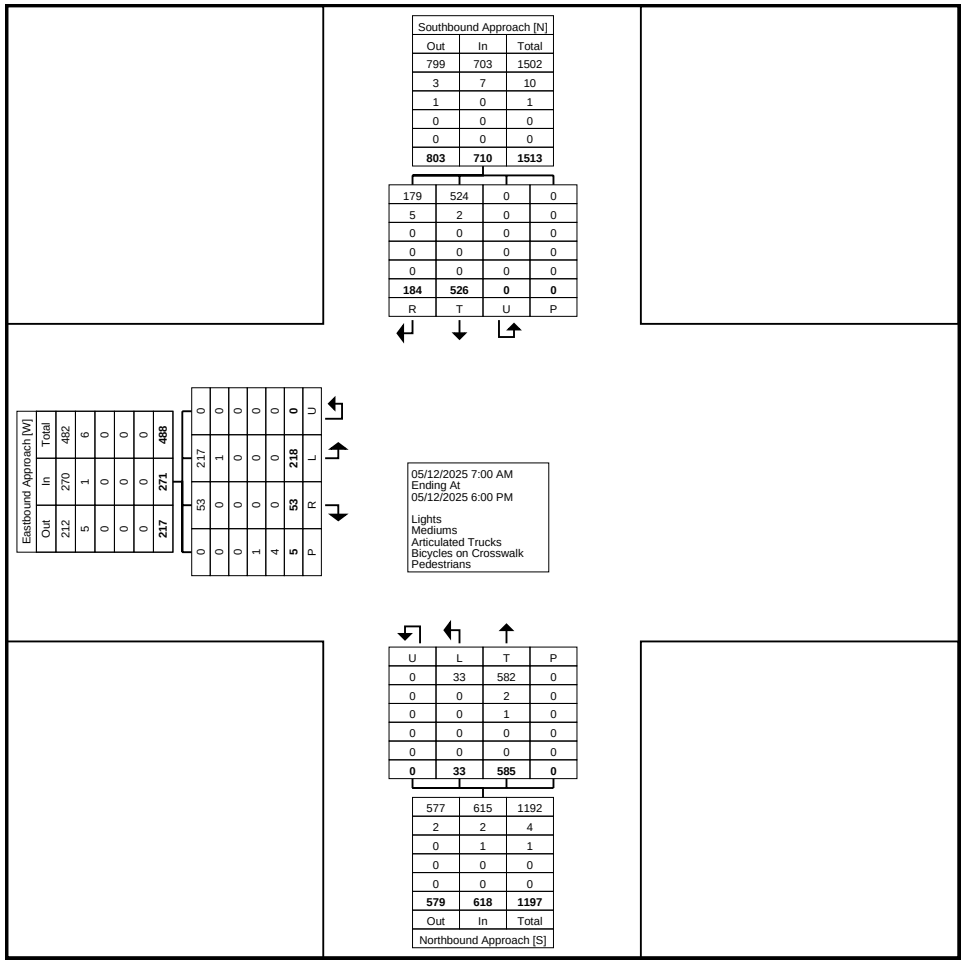

Turning Movement Data Plot

City of Lloydminster
4420-50 Avenue

Lloydminster, Alberta, Canada T9V 0W2
(780) 875-6184 waguinaldo@lloydminster.ca

Count Name: 18 Street and 59 Avenue
Site Code: 1859
Start Date: 05/12/2025

Turning Movement Peak Hour Data (7:45 AM)

Start Time	Southbound Approach					Northbound Approach					Eastbound Approach					
	Southbound					Northbound					Eastbound					
	Right	Thru	U-Turn	Peds	App. Total	Thru	Left	U-Turn	Peds	App. Total	Right	Left	U-Turn	Peds	App. Total	Int. Total
7:45 AM	2	28	0	0	30	39	0	0	0	39	7	15	0	0	22	91
8:00 AM	6	44	0	0	50	19	0	0	0	19	3	26	0	0	29	98
8:15 AM	5	20	0	0	25	32	0	0	0	32	4	23	0	0	27	84
8:30 AM	5	19	0	0	24	12	0	0	0	12	1	11	0	3	12	48
Total	18	111	0	0	129	102	0	0	0	102	15	75	0	3	90	321
Approach %	14.0	86.0	0.0	-	-	100.0	0.0	0.0	-	-	16.7	83.3	0.0	-	-	-
Total %	5.6	34.6	0.0	-	40.2	31.8	0.0	0.0	-	31.8	4.7	23.4	0.0	-	28.0	-
PHF	0.750	0.631	0.000	-	0.645	0.654	0.000	0.000	-	0.654	0.536	0.721	0.000	-	0.776	0.819
Lights	16	110	0	-	126	102	0	0	-	102	15	75	0	-	90	318
% Lights	88.9	99.1	-	-	97.7	100.0	-	-	-	100.0	100.0	100.0	-	-	100.0	99.1
Mediums	2	1	0	-	3	0	0	0	-	0	0	0	0	-	0	3
% Mediums	11.1	0.9	-	-	2.3	0.0	-	-	-	0.0	0.0	0.0	-	-	0.0	0.9
Articulated Trucks	0	0	0	-	0	0	0	0	-	0	0	0	0	-	0	0
% Articulated Trucks	0.0	0.0	-	-	0.0	0.0	-	-	-	0.0	0.0	0.0	-	-	0.0	0.0
Bicycles on Crosswalk	-	-	-	0	-	-	-	-	0	-	-	-	-	1	-	-
% Bicycles on Crosswalk	-	-	-	-	-	-	-	-	-	-	-	-	-	33.3	-	-
Pedestrians	-	-	-	0	-	-	-	-	0	-	-	-	-	2	-	-
% Pedestrians	-	-	-	-	-	-	-	-	-	-	-	-	-	66.7	-	-

City of Lloydminster
4420-50 Avenue

Lloydminster, Alberta, Canada T9V 0W2
(780) 875-6184 waguinaldo@lloydminster.ca

Count Name: 18 Street and 59 Avenue
Site Code: 1859
Start Date: 05/12/2025
Page No: 5

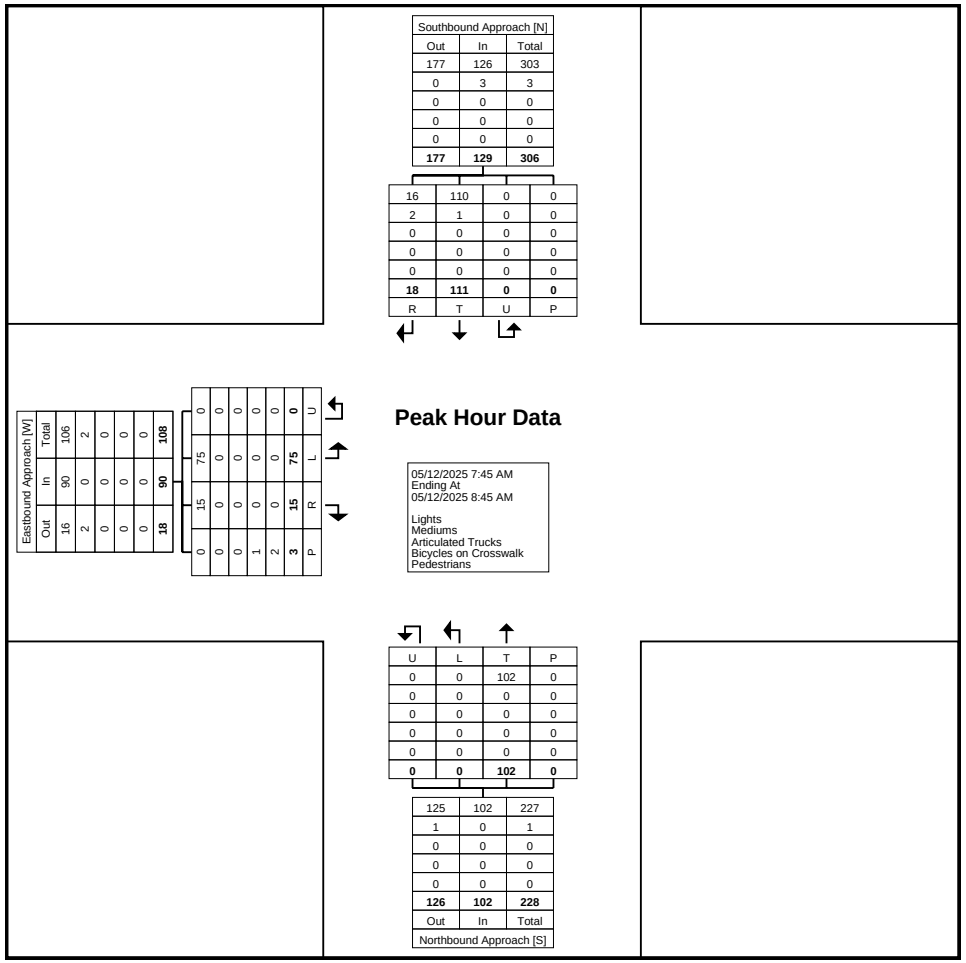

Turning Movement Peak Hour Data Plot (7:45 AM)

City of Lloydminster
4420-50 Avenue

Lloydminster, Alberta, Canada T9V 0W2
(780) 875-6184 waguinaldo@lloydminster.ca

Count Name: 18 Street and 59 Avenue
Site Code: 1859
Start Date: 05/12/2025

Turning Movement Peak Hour Data (11:45 AM)

Start Time	Southbound Approach					Northbound Approach					Eastbound Approach					
	Southbound					Northbound					Eastbound					
	Right	Thru	U-Turn	Peds	App. Total	Thru	Left	U-Turn	Peds	App. Total	Right	Left	U-Turn	Peds	App. Total	Int. Total
11:45 AM	6	21	0	0	27	34	3	0	0	37	1	5	0	0	6	70
12:00 PM	11	31	0	0	42	31	2	0	0	33	0	5	0	0	5	80
12:15 PM	12	24	0	0	36	22	2	0	0	24	0	3	0	0	3	63
12:30 PM	3	30	0	0	33	22	2	0	0	24	2	10	0	0	12	69
Total	32	106	0	0	138	109	9	0	0	118	3	23	0	0	26	282
Approach %	23.2	76.8	0.0	-	-	92.4	7.6	0.0	-	-	11.5	88.5	0.0	-	-	-
Total %	11.3	37.6	0.0	-	48.9	38.7	3.2	0.0	-	41.8	1.1	8.2	0.0	-	9.2	-
PHF	0.667	0.855	0.000	-	0.821	0.801	0.750	0.000	-	0.797	0.375	0.575	0.000	-	0.542	0.881
Lights	32	106	0	-	138	108	9	0	-	117	3	23	0	-	26	281
% Lights	100.0	100.0	-	-	100.0	99.1	100.0	-	-	99.2	100.0	100.0	-	-	100.0	99.6
Mediums	0	0	0	-	0	1	0	0	-	1	0	0	0	-	0	1
% Mediums	0.0	0.0	-	-	0.0	0.9	0.0	-	-	0.8	0.0	0.0	-	-	0.0	0.4
Articulated Trucks	0	0	0	-	0	0	0	0	-	0	0	0	0	-	0	0
% Articulated Trucks	0.0	0.0	-	-	0.0	0.0	0.0	-	-	0.0	0.0	0.0	-	-	0.0	0.0
Bicycles on Crosswalk	-	-	-	0	-	-	-	-	0	-	-	-	-	0	-	-
% Bicycles on Crosswalk	-	-	-	-	-	-	-	-	-	-	-	-	-	-	-	-
Pedestrians	-	-	-	0	-	-	-	-	0	-	-	-	-	0	-	-
% Pedestrians	-	-	-	-	-	-	-	-	-	-	-	-	-	-	-	-

City of Lloydminster
4420-50 Avenue

Lloydminster, Alberta, Canada T9V 0W2
(780) 875-6184 waguinaldo@lloydminster.ca

Count Name: 18 Street and 59 Avenue
Site Code: 1859
Start Date: 05/12/2025
Page No: 7

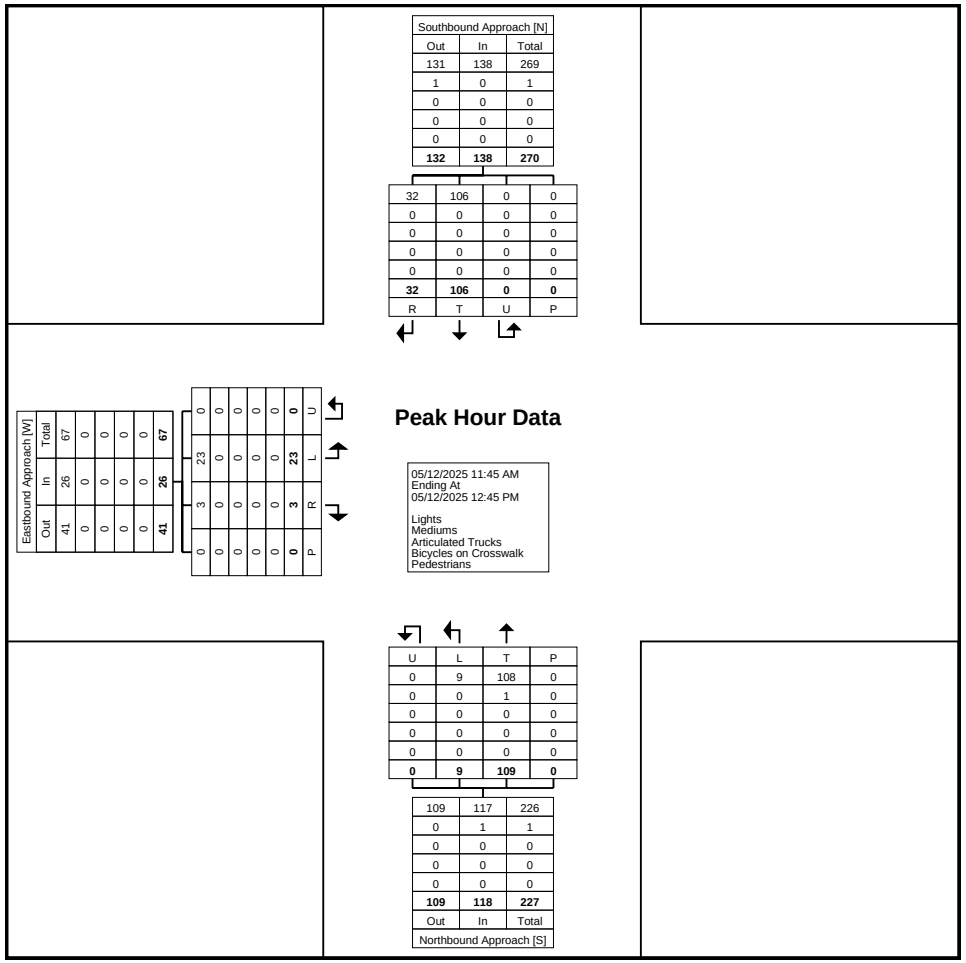

Turning Movement Peak Hour Data Plot (11:45 AM)

City of Lloydminster
4420-50 Avenue

Lloydminster, Alberta, Canada T9V 0W2
(780) 875-6184 waguinaldo@lloydminster.ca

Count Name: 18 Street and 59 Avenue
Site Code: 1859
Start Date: 05/12/2025

Turning Movement Peak Hour Data (4:30 PM)

Start Time	Southbound Approach					Northbound Approach					Eastbound Approach					
	Southbound					Northbound					Eastbound					
	Right	Thru	U-Turn	Peds	App. Total	Thru	Left	U-Turn	Peds	App. Total	Right	Left	U-Turn	Peds	App. Total	Int. Total
4:30 PM	11	29	0	0	40	34	0	0	0	34	3	10	0	0	13	87
4:45 PM	12	20	0	0	32	32	5	0	0	37	2	8	0	0	10	79
5:00 PM	15	20	0	0	35	25	6	0	0	31	2	9	0	0	11	77
5:15 PM	20	28	0	0	48	49	1	0	0	50	3	9	0	0	12	110
Total	58	97	0	0	155	140	12	0	0	152	10	36	0	0	46	353
Approach %	37.4	62.6	0.0	-	-	92.1	7.9	0.0	-	-	21.7	78.3	0.0	-	-	-
Total %	16.4	27.5	0.0	-	43.9	39.7	3.4	0.0	-	43.1	2.8	10.2	0.0	-	13.0	-
PHF	0.725	0.836	0.000	-	0.807	0.714	0.500	0.000	-	0.760	0.833	0.900	0.000	-	0.885	0.802
Lights	58	97	0	-	155	140	12	0	-	152	10	35	0	-	45	352
% Lights	100.0	100.0	-	-	100.0	100.0	100.0	-	-	100.0	100.0	97.2	-	-	97.8	99.7
Mediums	0	0	0	-	0	0	0	0	-	0	0	1	0	-	1	1
% Mediums	0.0	0.0	-	-	0.0	0.0	0.0	-	-	0.0	0.0	2.8	-	-	2.2	0.3
Articulated Trucks	0	0	0	-	0	0	0	0	-	0	0	0	0	-	0	0
% Articulated Trucks	0.0	0.0	-	-	0.0	0.0	0.0	-	-	0.0	0.0	0.0	-	-	0.0	0.0
Bicycles on Crosswalk	-	-	-	0	-	-	-	-	0	-	-	-	-	0	-	-
% Bicycles on Crosswalk	-	-	-	-	-	-	-	-	-	-	-	-	-	-	-	-
Pedestrians	-	-	-	0	-	-	-	-	0	-	-	-	-	0	-	-
% Pedestrians	-	-	-	-	-	-	-	-	-	-	-	-	-	-	-	-

City of Lloydminster
4420-50 Avenue

Lloydminster, Alberta, Canada T9V 0W2
(780) 875-6184 waguinaldo@lloydminster.ca

Count Name: 18 Street and 59 Avenue
Site Code: 1859
Start Date: 05/12/2025

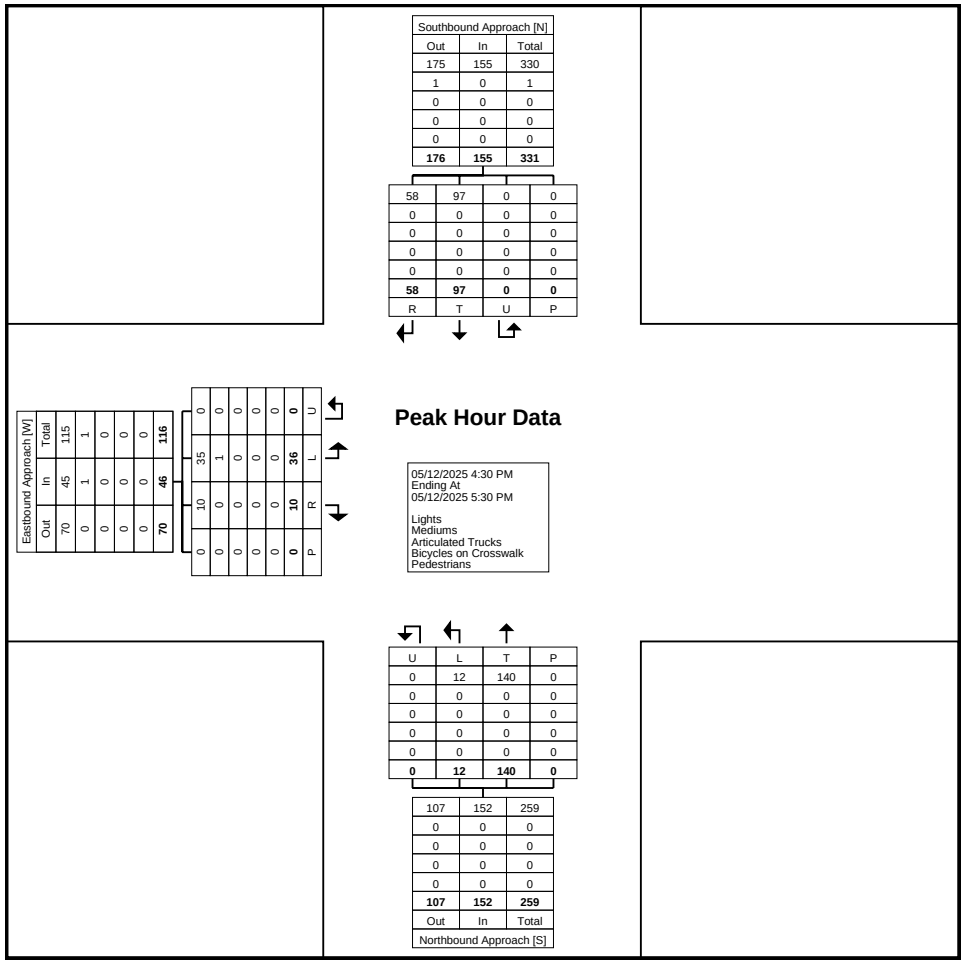

Turning Movement Peak Hour Data Plot (4:30 PM)

City of Lloydminster
4420-50 Avenue

Lloydminster, Alberta, Canada T9V 0W2
(780) 875-6184 waguinaldo@lloydminster.ca

Count Name: 23 Street 59 Avenue
Site Code: 2359
Start Date: 05/12/2025
Page No: 1

Turning Movement Data

Start Time	Southbound Approach						Westbound Approach						Northbound Approach						Eastbound Approach						
	Southbound						Westbound						Northbound						Eastbound						
	Right	Thru	Left	U-Turn	Peds	App. Total	Right	Thru	Left	U-Turn	Peds	App. Total	Right	Thru	Left	U-Turn	Peds	App. Total	Right	Thru	Left	U-Turn	Peds	App. Total	Int. Total
7:00 AM	5	8	0	0	0	13	7	0	6	0	0	13	4	4	0	0	0	8	4	3	7	0	0	14	48
7:15 AM	5	5	2	0	0	12	11	1	7	0	0	19	3	9	0	0	0	12	5	5	26	0	0	36	79
7:30 AM	6	11	0	0	0	17	16	3	10	0	0	29	2	21	0	0	0	23	5	6	33	1	0	45	114
7:45 AM	9	23	2	0	0	34	28	2	7	0	0	37	7	49	2	0	1	58	5	10	56	0	0	71	200
Hourly Total	25	47	4	0	0	76	62	6	30	0	0	98	16	83	2	0	1	101	19	24	122	1	0	166	441
8:00 AM	11	26	6	0	0	43	18	4	16	0	0	38	10	28	4	0	0	42	4	19	36	0	0	59	182
8:15 AM	13	15	3	0	1	31	21	2	7	0	0	30	7	43	1	0	0	51	4	15	39	0	0	58	170
8:30 AM	16	12	7	0	0	35	33	9	7	0	0	49	4	20	1	0	0	25	2	14	32	0	0	48	157
8:45 AM	18	17	5	0	0	40	17	4	5	0	0	26	2	21	1	0	0	24	0	5	27	0	0	32	122
Hourly Total	58	70	21	0	1	149	89	19	35	0	0	143	23	112	7	0	0	142	10	53	134	0	0	197	631
*** BREAK ***	-	-	-	-	-	-	-	-	-	-	-	-	-	-	-	-	-	-	-	-	-	-	-	-	-
11:30 AM	15	27	20	0	1	62	10	5	3	0	0	18	8	22	4	0	0	34	1	2	14	0	0	17	131
11:45 AM	20	21	20	0	1	61	7	6	4	0	0	17	10	24	3	0	0	37	3	4	16	0	0	23	138
Hourly Total	35	48	40	0	2	123	17	11	7	0	0	35	18	46	7	0	0	71	4	6	30	0	0	40	269
12:00 PM	35	41	25	0	0	101	9	2	3	0	0	14	11	22	2	0	0	35	2	1	18	0	0	21	171
12:15 PM	30	28	23	0	0	81	17	8	1	0	0	26	4	20	2	0	0	26	4	6	17	0	0	27	160
12:30 PM	19	21	11	0	0	51	8	4	9	0	0	21	2	27	2	0	0	31	2	3	16	0	0	21	124
12:45 PM	15	16	4	0	0	35	24	2	7	0	0	33	7	26	1	0	0	34	2	6	45	0	0	53	155
Hourly Total	99	106	63	0	0	268	58	16	20	0	0	94	24	95	7	0	0	126	10	16	96	0	0	122	610
1:00 PM	18	19	15	0	0	52	15	2	5	0	0	22	4	19	1	0	0	24	1	0	28	0	0	29	127
1:15 PM	10	13	4	0	0	27	11	3	6	0	0	20	5	19	0	0	0	24	1	1	23	0	0	25	96
*** BREAK ***	-	-	-	-	-	-	-	-	-	-	-	-	-	-	-	-	-	-	-	-	-	-	-	-	-
Hourly Total	28	32	19	0	0	79	26	5	11	0	0	42	9	38	1	0	0	48	2	1	51	0	0	54	223
4:00 PM	39	29	24	0	0	92	7	4	5	0	0	16	9	21	4	0	0	34	1	7	18	0	0	26	168
4:15 PM	32	22	16	0	0	70	22	5	7	0	0	34	9	26	4	0	0	39	1	2	12	0	0	15	158
4:30 PM	40	26	18	0	0	84	11	8	7	0	0	26	21	23	1	0	0	45	6	4	19	1	0	30	185
4:45 PM	34	28	19	0	0	81	12	6	6	0	0	24	9	25	4	0	0	38	1	4	24	0	0	29	172
Hourly Total	145	105	77	0	0	327	52	23	25	0	0	100	48	95	13	0	0	156	9	17	73	1	0	100	683
5:00 PM	44	29	24	0	0	97	7	5	6	0	0	18	13	23	3	0	0	39	5	8	17	0	0	30	184
5:15 PM	33	34	25	0	0	92	8	4	5	0	0	17	23	26	8	0	0	57	2	4	24	0	0	30	196
5:30 PM	37	14	20	0	0	71	9	5	4	0	0	18	13	17	2	0	0	32	1	3	18	0	0	22	143
5:45 PM	19	16	20	0	0	55	11	3	4	0	0	18	11	12	6	0	0	29	1	1	27	0	0	29	131
Hourly Total	133	93	89	0	0	315	35	17	19	0	0	71	60	78	19	0	0	157	9	16	86	0	0	111	654
Grand Total	523	501	313	0	3	1337	339	97	147	0	0	583	198	547	56	0	1	801	63	133	592	2	0	790	3511
Approach %	39.1	37.5	23.4	0.0	-	-	58.1	16.6	25.2	0.0	-	-	24.7	68.3	7.0	0.0	-	-	8.0	16.8	74.9	0.3	-	-	-

Total %	14.9	14.3	8.9	0.0	-	38.1	9.7	2.8	4.2	0.0	-	16.6	5.6	15.6	1.6	0.0	-	22.8	1.8	3.8	16.9	0.1	-	22.5	-
Lights	518	493	312	0	-	1323	334	96	147	0	-	577	198	541	56	0	-	795	63	130	584	2	-	779	3474
% Lights	99.0	98.4	99.7	-	-	99.0	98.5	99.0	100.0	-	-	99.0	100.0	98.9	100.0	-	-	99.3	100.0	97.7	98.6	100.0	-	98.6	98.9
Mediums	5	8	1	0	-	14	5	1	0	0	-	6	0	5	0	0	-	5	0	3	7	0	-	10	35
% Mediums	1.0	1.6	0.3	-	-	1.0	1.5	1.0	0.0	-	-	1.0	0.0	0.9	0.0	-	-	0.6	0.0	2.3	1.2	0.0	-	1.3	1.0
Articulated Trucks	0	0	0	0	-	0	0	0	0	0	-	0	0	1	0	0	-	1	0	0	1	0	-	1	2
% Articulated Trucks	0.0	0.0	0.0	-	-	0.0	0.0	0.0	0.0	-	-	0.0	0.0	0.2	0.0	-	-	0.1	0.0	0.0	0.2	0.0	-	0.1	0.1
Bicycles on Crosswalk	-	-	-	-	3	-	-	-	-	-	0	-	-	-	-	-	0	-	-	-	-	-	0	-	-
% Bicycles on Crosswalk	-	-	-	-	100.0	-	-	-	-	-	-	-	-	-	-	-	0.0	-	-	-	-	-	-	-	-
Pedestrians	-	-	-	-	0	-	-	-	-	-	0	-	-	-	-	-	1	-	-	-	-	-	0	-	-
% Pedestrians	-	-	-	-	0.0	-	-	-	-	-	-	-	-	-	-	-	100.0	-	-	-	-	-	-	-	-

City of Lloydminster
4420-50 Avenue

Lloydminster, Alberta, Canada T9V 0W2
(780) 875-6184 waguinaldo@lloydminster.ca

Count Name: 23 Street 59 Avenue
Site Code: 2359
Start Date: 05/12/2025

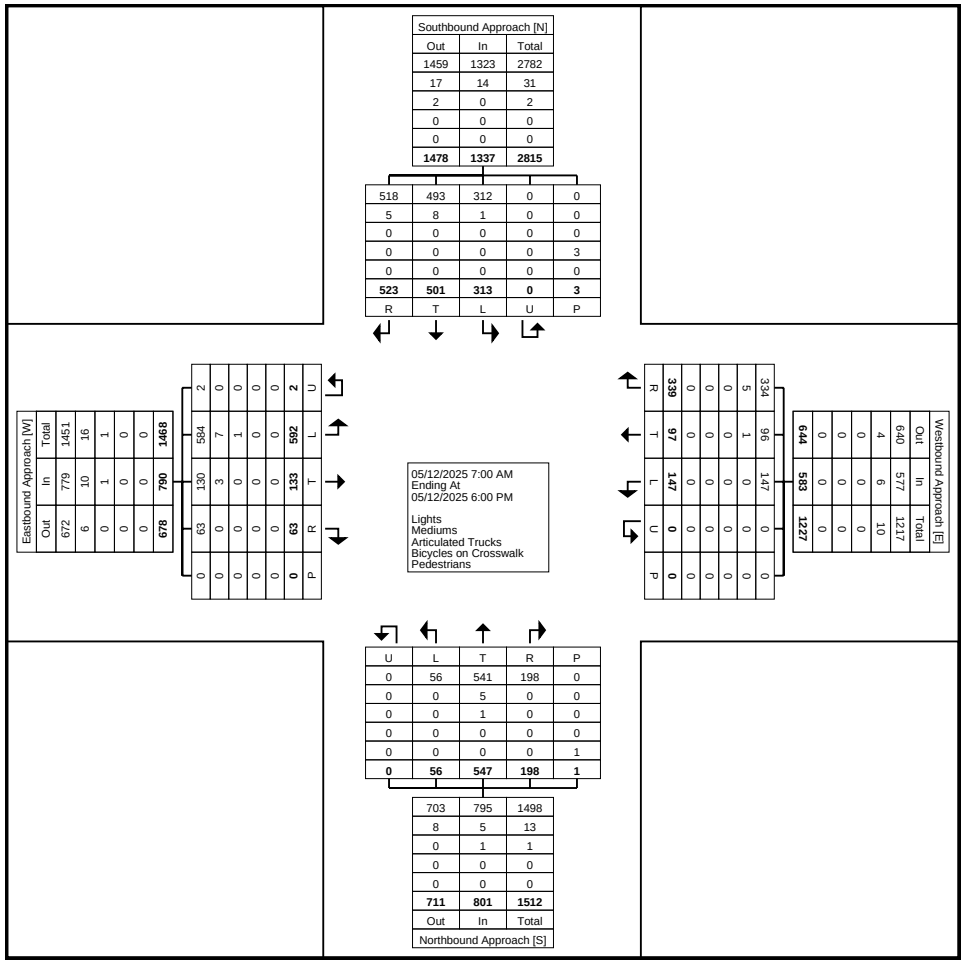

Turning Movement Data Plot

City of Lloydminster
4420-50 Avenue

Lloydminster, Alberta, Canada T9V 0W2
(780) 875-6184 waguinaldo@lloydminster.ca

Count Name: 23 Street 59 Avenue
Site Code: 2359
Start Date: 05/12/2025

Turning Movement Peak Hour Data (7:45 AM)

Start Time	Southbound Approach						Westbound Approach						Northbound Approach						Eastbound Approach						
	Southbound						Westbound						Northbound						Eastbound						
	Right	Thru	Left	U-Turn	Peds	App. Total	Right	Thru	Left	U-Turn	Peds	App. Total	Right	Thru	Left	U-Turn	Peds	App. Total	Right	Thru	Left	U-Turn	Peds	App. Total	Int. Total
7:45 AM	9	23	2	0	0	34	28	2	7	0	0	37	7	49	2	0	1	58	5	10	56	0	0	71	200
8:00 AM	11	26	6	0	0	43	18	4	16	0	0	38	10	28	4	0	0	42	4	19	36	0	0	59	182
8:15 AM	13	15	3	0	1	31	21	2	7	0	0	30	7	43	1	0	0	51	4	15	39	0	0	58	170
8:30 AM	16	12	7	0	0	35	33	9	7	0	0	49	4	20	1	0	0	25	2	14	32	0	0	48	157
Total	49	76	18	0	1	143	100	17	37	0	0	154	28	140	8	0	1	176	15	58	163	0	0	236	709
Approach %	34.3	53.1	12.6	0.0	-	-	64.9	11.0	24.0	0.0	-	-	15.9	79.5	4.5	0.0	-	-	6.4	24.6	69.1	0.0	-	-	-
Total %	6.9	10.7	2.5	0.0	-	20.2	14.1	2.4	5.2	0.0	-	21.7	3.9	19.7	1.1	0.0	-	24.8	2.1	8.2	23.0	0.0	-	33.3	-
PHF	0.766	0.731	0.643	0.000	-	0.831	0.758	0.472	0.578	0.000	-	0.786	0.700	0.714	0.500	0.000	-	0.759	0.750	0.763	0.728	0.000	-	0.831	0.886
Lights	47	72	18	0	-	137	95	16	37	0	-	148	28	140	8	0	-	176	15	55	160	0	-	230	691
% Lights	95.9	94.7	100.0	-	-	95.8	95.0	94.1	100.0	-	-	96.1	100.0	100.0	100.0	-	-	100.0	100.0	94.8	98.2	-	-	97.5	97.5
Mediums	2	4	0	0	-	6	5	1	0	0	-	6	0	0	0	0	-	0	0	3	3	0	-	6	18
% Mediums	4.1	5.3	0.0	-	-	4.2	5.0	5.9	0.0	-	-	3.9	0.0	0.0	0.0	-	-	0.0	0.0	5.2	1.8	-	-	2.5	2.5
Articulated Trucks	0	0	0	0	-	0	0	0	0	0	-	0	0	0	0	0	-	0	0	0	0	0	-	0	0
% Articulated Trucks	0.0	0.0	0.0	-	-	0.0	0.0	0.0	0.0	-	-	0.0	0.0	0.0	0.0	-	-	0.0	0.0	0.0	0.0	-	-	0.0	0.0
Bicycles on Crosswalk	-	-	-	-	1	-	-	-	-	-	0	-	-	-	-	-	0	-	-	-	-	-	0	-	-
% Bicycles on Crosswalk	-	-	-	-	100.0	-	-	-	-	-	-	-	-	-	-	-	0.0	-	-	-	-	-	-	-	-
Pedestrians	-	-	-	-	0	-	-	-	-	-	0	-	-	-	-	-	1	-	-	-	-	-	0	-	-
% Pedestrians	-	-	-	-	0.0	-	-	-	-	-	-	-	-	-	-	-	100.0	-	-	-	-	-	-	-	-

City of Lloydminster
4420-50 Avenue

Lloydminster, Alberta, Canada T9V 0W2
(780) 875-6184 waguinaldo@lloydminster.ca

Count Name: 23 Street 59 Avenue
Site Code: 2359
Start Date: 05/12/2025

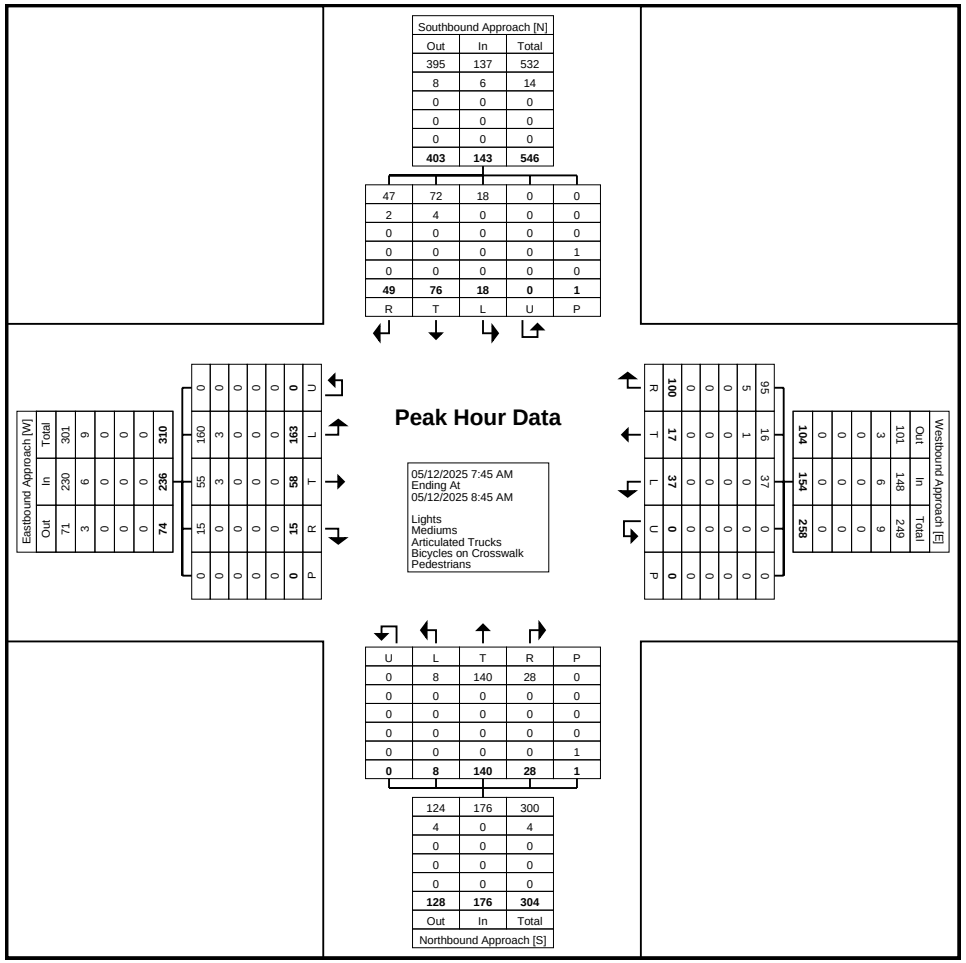

Turning Movement Peak Hour Data Plot (7:45 AM)

City of Lloydminster
4420-50 Avenue

Lloydminster, Alberta, Canada T9V 0W2
(780) 875-6184 waguinaldo@lloydminster.ca

Count Name: 23 Street 59 Avenue
Site Code: 2359
Start Date: 05/12/2025

Turning Movement Peak Hour Data (12:00 PM)

Start Time	Southbound Approach						Westbound Approach						Northbound Approach						Eastbound Approach						
	Southbound						Westbound						Northbound						Eastbound						
	Right	Thru	Left	U-Turn	Peds	App. Total	Right	Thru	Left	U-Turn	Peds	App. Total	Right	Thru	Left	U-Turn	Peds	App. Total	Right	Thru	Left	U-Turn	Peds	App. Total	Int. Total
12:00 PM	35	41	25	0	0	101	9	2	3	0	0	14	11	22	2	0	0	35	2	1	18	0	0	21	171
12:15 PM	30	28	23	0	0	81	17	8	1	0	0	26	4	20	2	0	0	26	4	6	17	0	0	27	160
12:30 PM	19	21	11	0	0	51	8	4	9	0	0	21	2	27	2	0	0	31	2	3	16	0	0	21	124
12:45 PM	15	16	4	0	0	35	24	2	7	0	0	33	7	26	1	0	0	34	2	6	45	0	0	53	155
Total	99	106	63	0	0	268	58	16	20	0	0	94	24	95	7	0	0	126	10	16	96	0	0	122	610
Approach %	36.9	39.6	23.5	0.0	-	-	61.7	17.0	21.3	0.0	-	-	19.0	75.4	5.6	0.0	-	-	8.2	13.1	78.7	0.0	-	-	-
Total %	16.2	17.4	10.3	0.0	-	43.9	9.5	2.6	3.3	0.0	-	15.4	3.9	15.6	1.1	0.0	-	20.7	1.6	2.6	15.7	0.0	-	20.0	-
PHF	0.707	0.646	0.630	0.000	-	0.663	0.604	0.500	0.556	0.000	-	0.712	0.545	0.880	0.875	0.000	-	0.900	0.625	0.667	0.533	0.000	-	0.575	0.892
Lights	99	106	63	0	-	268	58	16	20	0	-	94	24	94	7	0	-	125	10	16	96	0	-	122	609
% Lights	100.0	100.0	100.0	-	-	100.0	100.0	100.0	100.0	-	-	100.0	100.0	98.9	100.0	-	-	99.2	100.0	100.0	100.0	-	-	100.0	99.8
Mediums	0	0	0	0	-	0	0	0	0	0	-	0	0	1	0	0	-	1	0	0	0	0	-	0	1
% Mediums	0.0	0.0	0.0	-	-	0.0	0.0	0.0	0.0	-	-	0.0	0.0	1.1	0.0	-	-	0.8	0.0	0.0	0.0	-	-	0.0	0.2
Articulated Trucks	0	0	0	0	-	0	0	0	0	0	-	0	0	0	0	0	-	0	0	0	0	0	-	0	0
% Articulated Trucks	0.0	0.0	0.0	-	-	0.0	0.0	0.0	0.0	-	-	0.0	0.0	0.0	0.0	-	-	0.0	0.0	0.0	0.0	-	-	0.0	0.0
Bicycles on Crosswalk	-	-	-	-	0	-	-	-	-	-	0	-	-	-	-	-	0	-	-	-	-	-	0	-	-
% Bicycles on Crosswalk	-	-	-	-	-	-	-	-	-	-	-	-	-	-	-	-	-	-	-	-	-	-	-	-	-
Pedestrians	-	-	-	-	0	-	-	-	-	-	0	-	-	-	-	-	0	-	-	-	-	-	0	-	-
% Pedestrians	-	-	-	-	-	-	-	-	-	-	-	-	-	-	-	-	-	-	-	-	-	-	-	-	-

City of Lloydminster
4420-50 Avenue

Lloydminster, Alberta, Canada T9V 0W2
(780) 875-6184 waguinaldo@lloydminster.ca

Count Name: 23 Street 59 Avenue
Site Code: 2359
Start Date: 05/12/2025

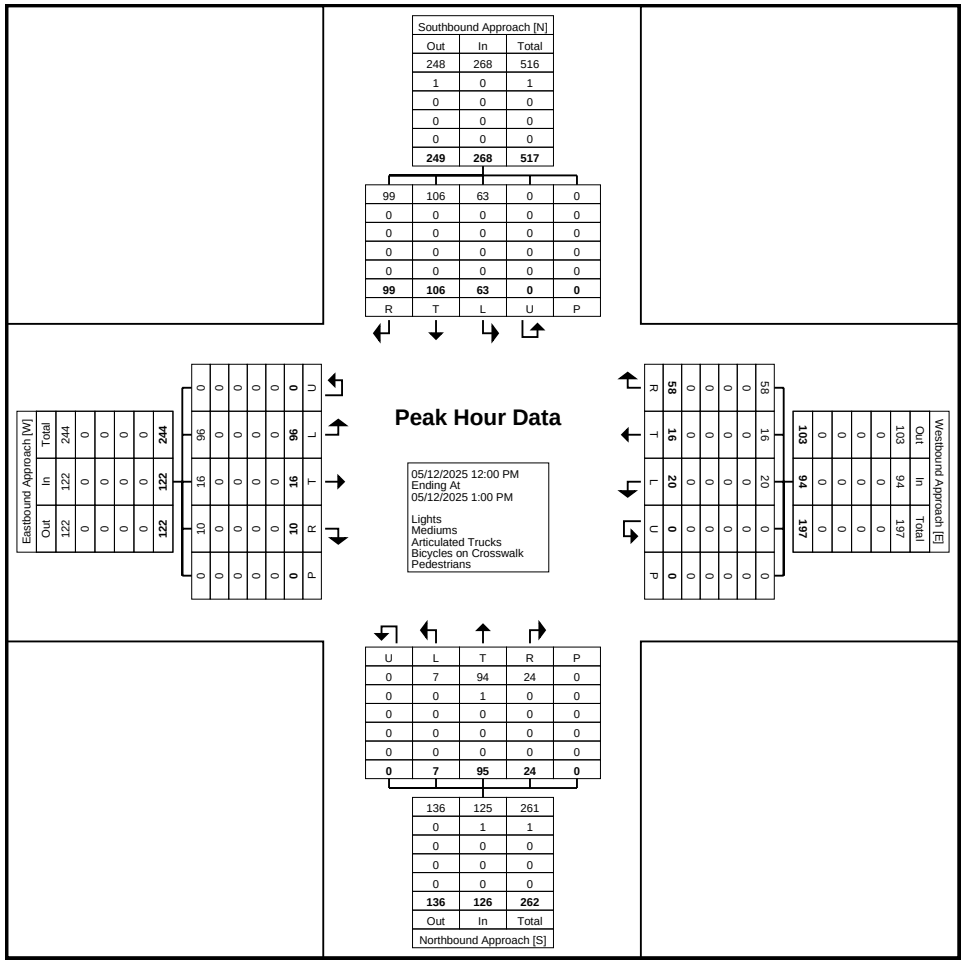

Turning Movement Peak Hour Data Plot (12:00 PM)

City of Lloydminster
4420-50 Avenue

Lloydminster, Alberta, Canada T9V 0W2
(780) 875-6184 waguinaldo@lloydminster.ca

Count Name: 23 Street 59 Avenue
Site Code: 2359
Start Date: 05/12/2025

Turning Movement Peak Hour Data (4:30 PM)

Start Time	Southbound Approach						Westbound Approach						Northbound Approach						Eastbound Approach						
	Southbound						Westbound						Northbound						Eastbound						
	Right	Thru	Left	U-Turn	Peds	App. Total	Right	Thru	Left	U-Turn	Peds	App. Total	Right	Thru	Left	U-Turn	Peds	App. Total	Right	Thru	Left	U-Turn	Peds	App. Total	Int. Total
4:30 PM	40	26	18	0	0	84	11	8	7	0	0	26	21	23	1	0	0	45	6	4	19	1	0	30	185
4:45 PM	34	28	19	0	0	81	12	6	6	0	0	24	9	25	4	0	0	38	1	4	24	0	0	29	172
5:00 PM	44	29	24	0	0	97	7	5	6	0	0	18	13	23	3	0	0	39	5	8	17	0	0	30	184
5:15 PM	33	34	25	0	0	92	8	4	5	0	0	17	23	26	8	0	0	57	2	4	24	0	0	30	196
Total	151	117	86	0	0	354	38	23	24	0	0	85	66	97	16	0	0	179	14	20	84	1	0	119	737
Approach %	42.7	33.1	24.3	0.0	-	-	44.7	27.1	28.2	0.0	-	-	36.9	54.2	8.9	0.0	-	-	11.8	16.8	70.6	0.8	-	-	-
Total %	20.5	15.9	11.7	0.0	-	48.0	5.2	3.1	3.3	0.0	-	11.5	9.0	13.2	2.2	0.0	-	24.3	1.9	2.7	11.4	0.1	-	16.1	-
PHF	0.858	0.860	0.860	0.000	-	0.912	0.792	0.719	0.857	0.000	-	0.817	0.717	0.933	0.500	0.000	-	0.785	0.583	0.625	0.875	0.250	-	0.992	0.940
Lights	150	117	86	0	-	353	38	23	24	0	-	85	66	96	16	0	-	178	14	20	81	1	-	116	732
% Lights	99.3	100.0	100.0	-	-	99.7	100.0	100.0	100.0	-	-	100.0	100.0	99.0	100.0	-	-	99.4	100.0	100.0	96.4	100.0	-	97.5	99.3
Mediums	1	0	0	0	-	1	0	0	0	0	-	0	0	1	0	0	-	1	0	0	3	0	-	3	5
% Mediums	0.7	0.0	0.0	-	-	0.3	0.0	0.0	0.0	-	-	0.0	0.0	1.0	0.0	-	-	0.6	0.0	0.0	3.6	0.0	-	2.5	0.7
Articulated Trucks	0	0	0	0	-	0	0	0	0	0	-	0	0	0	0	0	-	0	0	0	0	0	-	0	0
% Articulated Trucks	0.0	0.0	0.0	-	-	0.0	0.0	0.0	0.0	-	-	0.0	0.0	0.0	0.0	-	-	0.0	0.0	0.0	0.0	0.0	-	0.0	0.0
Bicycles on Crosswalk	-	-	-	-	0	-	-	-	-	-	0	-	-	-	-	-	0	-	-	-	-	-	0	-	-
% Bicycles on Crosswalk	-	-	-	-	-	-	-	-	-	-	-	-	-	-	-	-	-	-	-	-	-	-	-	-	-
Pedestrians	-	-	-	-	0	-	-	-	-	-	0	-	-	-	-	-	0	-	-	-	-	-	0	-	-
% Pedestrians	-	-	-	-	-	-	-	-	-	-	-	-	-	-	-	-	-	-	-	-	-	-	-	-	-

City of Lloydminster
4420-50 Avenue

Lloydminster, Alberta, Canada T9V 0W2
(780) 875-6184 waguinaldo@lloydminster.ca

Count Name: 23 Street 59 Avenue
Site Code: 2359
Start Date: 05/12/2025

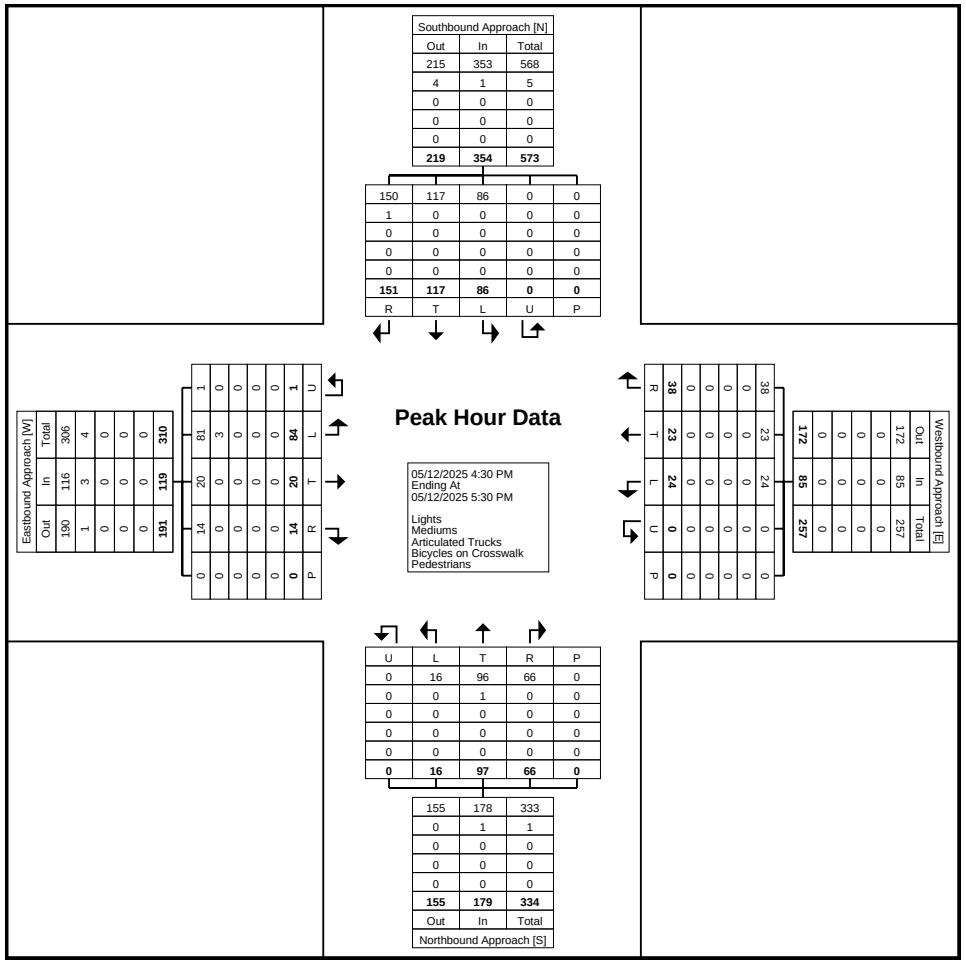

Turning Movement Peak Hour Data Plot (4:30 PM)

City of Lloydminster
4420-50 Avenue

Lloydminster, Alberta, Canada T9V 0W2
(780) 875-6184 waguinaldo@lloydminster.ca

Count Name: 23 Street and 57C Avenue
Site Code: 2357C
Start Date: 06/17/2025

Turning Movement Data

Start Time	23 Street Westbound					57C Avenue Northbound					23 Street Eastbound					
	Thru	Left	U-Turn	Peds	App. Total	Right	Left	U-Turn	Peds	App. Total	Right	Thru	U-Turn	Peds	App. Total	Int. Total
7:00 AM	1	1	0	0	2	3	7	0	0	10	2	2	0	0	4	16
7:15 AM	5	0	0	0	5	7	8	0	0	15	3	5	0	0	8	28
7:30 AM	5	0	0	0	5	6	14	0	0	20	1	11	0	0	12	37
7:45 AM	8	0	0	0	8	16	27	0	0	43	3	13	0	1	16	67
Hourly Total	19	1	0	0	20	32	56	0	0	88	9	31	0	1	40	148
8:00 AM	7	5	0	0	12	6	20	0	0	26	6	19	0	2	25	63
8:15 AM	13	5	0	0	18	9	18	0	0	27	11	14	0	0	25	70
8:30 AM	24	7	0	0	31	4	29	0	0	33	12	20	0	1	32	96
8:45 AM	12	3	0	0	15	9	18	0	0	27	8	7	0	1	15	57
Hourly Total	56	20	0	0	76	28	85	0	0	113	37	60	0	4	97	286
*** BREAK ***	-	-	-	-	-	-	-	-	-	-	-	-	-	-	-	-
11:30 AM	9	6	0	0	15	3	11	0	0	14	24	3	0	0	27	56
11:45 AM	7	3	0	0	10	3	15	0	0	18	18	9	0	0	27	55
Hourly Total	16	9	0	0	25	6	26	0	0	32	42	12	0	0	54	111
12:00 PM	8	7	0	0	15	1	11	0	0	12	16	8	0	0	24	51
12:15 PM	8	10	0	0	18	5	14	0	0	19	20	10	0	2	30	67
12:30 PM	8	4	0	0	12	4	10	0	0	14	12	10	0	0	22	48
12:45 PM	4	3	0	0	7	9	24	0	0	33	11	13	0	0	24	64
Hourly Total	28	24	0	0	52	19	59	0	0	78	59	41	0	2	100	230
1:00 PM	7	3	0	0	10	2	15	0	0	17	13	7	0	0	20	47
1:15 PM	6	1	0	0	7	2	12	0	1	14	6	8	0	0	14	35
*** BREAK ***	-	-	-	-	-	-	-	-	-	-	-	-	-	-	-	-
Hourly Total	13	4	0	0	17	4	27	0	1	31	19	15	0	0	34	82
4:00 PM	8	8	0	0	16	6	5	0	0	11	16	9	0	0	25	52
4:15 PM	17	4	0	0	21	6	18	0	0	24	24	14	0	0	38	83
4:30 PM	13	5	0	0	18	5	15	1	0	21	24	15	0	0	39	78
4:45 PM	7	4	0	3	11	4	17	1	0	22	30	14	0	0	44	77
Hourly Total	45	21	0	3	66	21	55	2	0	78	94	52	0	0	146	290
5:00 PM	14	7	0	0	21	3	9	0	0	12	25	11	0	1	36	69
5:15 PM	5	8	0	0	13	8	10	0	0	18	37	12	0	0	49	80
5:30 PM	12	6	0	0	18	3	14	0	0	17	28	11	0	0	39	74
5:45 PM	10	6	0	0	16	6	19	0	0	25	22	12	0	0	34	75
Hourly Total	41	27	0	0	68	20	52	0	0	72	112	46	0	1	158	298
Grand Total	218	106	0	3	324	130	360	2	1	492	372	257	0	8	629	1445
Approach %	67.3	32.7	0.0	-	-	26.4	73.2	0.4	-	-	59.1	40.9	0.0	-	-	-
Total %	15.1	7.3	0.0	-	22.4	9.0	24.9	0.1	-	34.0	25.7	17.8	0.0	-	43.5	-

Lights	212	105	0	-	317	127	357	2	-	486	371	254	0	-	625	1428
% Lights	97.2	99.1	-	-	97.8	97.7	99.2	100.0	-	98.8	99.7	98.8	-	-	99.4	98.8
Mediums	6	1	0	-	7	3	3	0	-	6	1	3	0	-	4	17
% Mediums	2.8	0.9	-	-	2.2	2.3	0.8	0.0	-	1.2	0.3	1.2	-	-	0.6	1.2
Articulated Trucks	0	0	0	-	0	0	0	0	-	0	0	0	0	-	0	0
% Articulated Trucks	0.0	0.0	-	-	0.0	0.0	0.0	0.0	-	0.0	0.0	0.0	-	-	0.0	0.0
Bicycles on Crosswalk	-	-	-	0	-	-	-	-	1	-	-	-	-	1	-	-
% Bicycles on Crosswalk	-	-	-	0.0	-	-	-	-	100.0	-	-	-	-	12.5	-	-
Pedestrians	-	-	-	3	-	-	-	-	0	-	-	-	-	7	-	-
% Pedestrians	-	-	-	100.0	-	-	-	-	0.0	-	-	-	-	87.5	-	-

City of Lloydminster
4420-50 Avenue

Lloydminster, Alberta, Canada T9V 0W2
(780) 875-6184 waguinaldo@lloydminster.ca

Count Name: 23 Street and 57C Avenue
Site Code: 2357C
Start Date: 06/17/2025

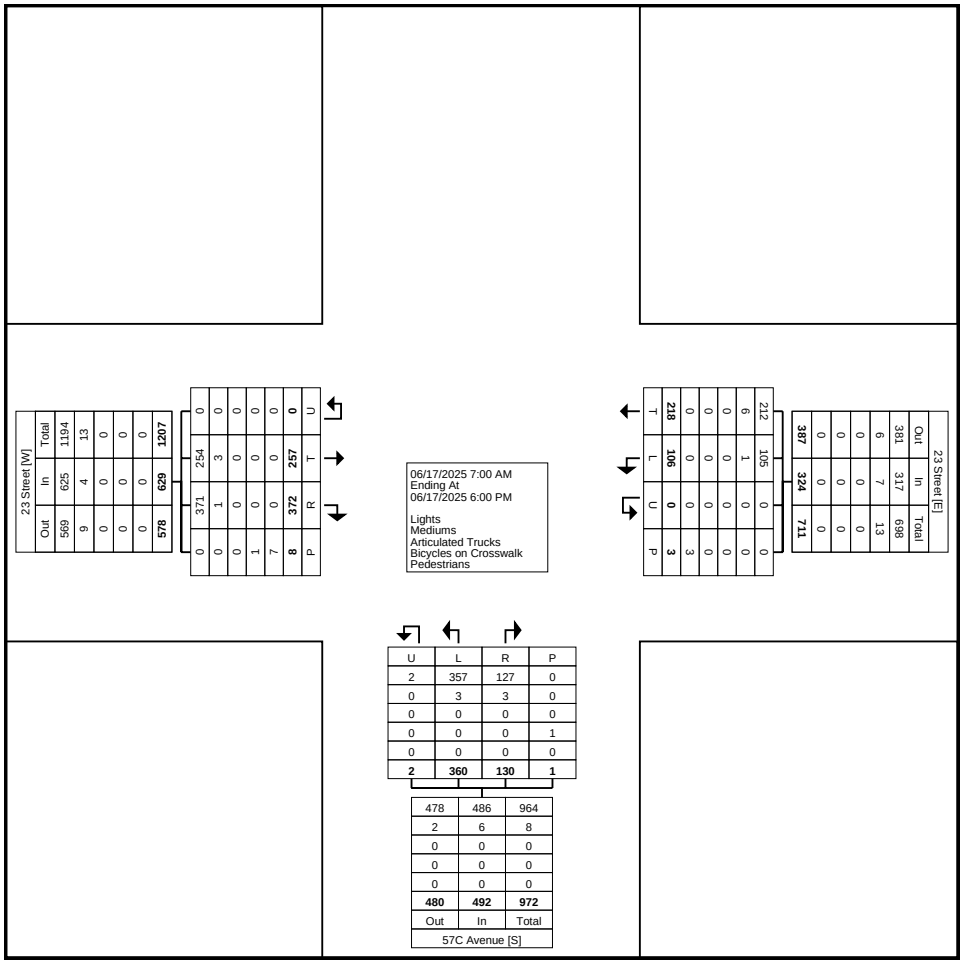

Turning Movement Data Plot

City of Lloydminster
4420-50 Avenue

Lloydminster, Alberta, Canada T9V 0W2
(780) 875-6184 waguinaldo@lloydminster.ca

Count Name: 23 Street and 57C Avenue
Site Code: 2357C
Start Date: 06/17/2025

Turning Movement Peak Hour Data (7:45 AM)

Start Time	23 Street Westbound					57C Avenue Northbound					23 Street Eastbound					
	Thru	Left	U-Turn	Peds	App. Total	Right	Left	U-Turn	Peds	App. Total	Right	Thru	U-Turn	Peds	App. Total	Int. Total
7:45 AM	8	0	0	0	8	16	27	0	0	43	3	13	0	1	16	67
8:00 AM	7	5	0	0	12	6	20	0	0	26	6	19	0	2	25	63
8:15 AM	13	5	0	0	18	9	18	0	0	27	11	14	0	0	25	70
8:30 AM	24	7	0	0	31	4	29	0	0	33	12	20	0	1	32	96
Total	52	17	0	0	69	35	94	0	0	129	32	66	0	4	98	296
Approach %	75.4	24.6	0.0	-	-	27.1	72.9	0.0	-	-	32.7	67.3	0.0	-	-	-
Total %	17.6	5.7	0.0	-	23.3	11.8	31.8	0.0	-	43.6	10.8	22.3	0.0	-	33.1	-
PHF	0.542	0.607	0.000	-	0.556	0.547	0.810	0.000	-	0.750	0.667	0.825	0.000	-	0.766	0.771
Lights	49	16	0	-	65	34	91	0	-	125	31	64	0	-	95	285
% Lights	94.2	94.1	-	-	94.2	97.1	96.8	-	-	96.9	96.9	97.0	-	-	96.9	96.3
Mediums	3	1	0	-	4	1	3	0	-	4	1	2	0	-	3	11
% Mediums	5.8	5.9	-	-	5.8	2.9	3.2	-	-	3.1	3.1	3.0	-	-	3.1	3.7
Articulated Trucks	0	0	0	-	0	0	0	0	-	0	0	0	0	-	0	0
% Articulated Trucks	0.0	0.0	-	-	0.0	0.0	0.0	-	-	0.0	0.0	0.0	-	-	0.0	0.0
Bicycles on Crosswalk	-	-	-	0	-	-	-	-	0	-	-	-	-	1	-	-
% Bicycles on Crosswalk	-	-	-	-	-	-	-	-	-	-	-	-	-	25.0	-	-
Pedestrians	-	-	-	0	-	-	-	-	0	-	-	-	-	3	-	-
% Pedestrians	-	-	-	-	-	-	-	-	-	-	-	-	-	75.0	-	-

City of Lloydminster
4420-50 Avenue

Lloydminster, Alberta, Canada T9V 0W2
(780) 875-6184 waguinaldo@lloydminster.ca

Count Name: 23 Street and 57C Avenue
Site Code: 2357C
Start Date: 06/17/2025

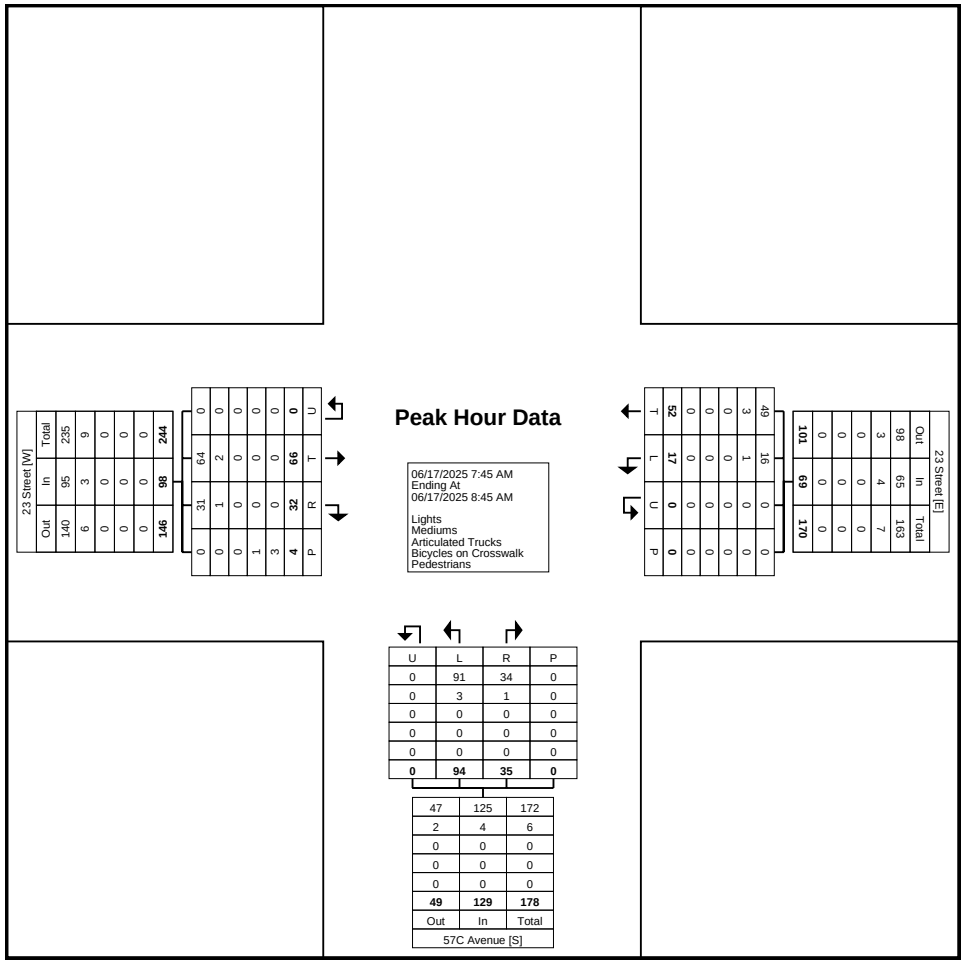

Turning Movement Peak Hour Data Plot (7:45 AM)

City of Lloydminster
4420-50 Avenue

Lloydminster, Alberta, Canada T9V 0W2
(780) 875-6184 waguinaldo@lloydminster.ca

Count Name: 23 Street and 57C Avenue
Site Code: 2357C
Start Date: 06/17/2025

Turning Movement Peak Hour Data (12:00 PM)

Start Time	23 Street Westbound					57C Avenue Northbound					23 Street Eastbound					
	Thru	Left	U-Turn	Peds	App. Total	Right	Left	U-Turn	Peds	App. Total	Right	Thru	U-Turn	Peds	App. Total	Int. Total
12:00 PM	8	7	0	0	15	1	11	0	0	12	16	8	0	0	24	51
12:15 PM	8	10	0	0	18	5	14	0	0	19	20	10	0	2	30	67
12:30 PM	8	4	0	0	12	4	10	0	0	14	12	10	0	0	22	48
12:45 PM	4	3	0	0	7	9	24	0	0	33	11	13	0	0	24	64
Total	28	24	0	0	52	19	59	0	0	78	59	41	0	2	100	230
Approach %	53.8	46.2	0.0	-	-	24.4	75.6	0.0	-	-	59.0	41.0	0.0	-	-	-
Total %	12.2	10.4	0.0	-	22.6	8.3	25.7	0.0	-	33.9	25.7	17.8	0.0	-	43.5	-
PHF	0.875	0.600	0.000	-	0.722	0.528	0.615	0.000	-	0.591	0.738	0.788	0.000	-	0.833	0.858
Lights	27	24	0	-	51	19	59	0	-	78	59	41	0	-	100	229
% Lights	96.4	100.0	-	-	98.1	100.0	100.0	-	-	100.0	100.0	100.0	-	-	100.0	99.6
Mediums	1	0	0	-	1	0	0	0	-	0	0	0	0	-	0	1
% Mediums	3.6	0.0	-	-	1.9	0.0	0.0	-	-	0.0	0.0	0.0	-	-	0.0	0.4
Articulated Trucks	0	0	0	-	0	0	0	0	-	0	0	0	0	-	0	0
% Articulated Trucks	0.0	0.0	-	-	0.0	0.0	0.0	-	-	0.0	0.0	0.0	-	-	0.0	0.0
Bicycles on Crosswalk	-	-	-	0	-	-	-	-	0	-	-	-	-	0	-	-
% Bicycles on Crosswalk	-	-	-	-	-	-	-	-	-	-	-	-	-	0.0	-	-
Pedestrians	-	-	-	0	-	-	-	-	0	-	-	-	-	2	-	-
% Pedestrians	-	-	-	-	-	-	-	-	-	-	-	-	-	100.0	-	-

City of Lloydminster
4420-50 Avenue

Lloydminster, Alberta, Canada T9V 0W2
(780) 875-6184 waguinaldo@lloydminster.ca

Count Name: 23 Street and 57C Avenue
Site Code: 2357C
Start Date: 06/17/2025

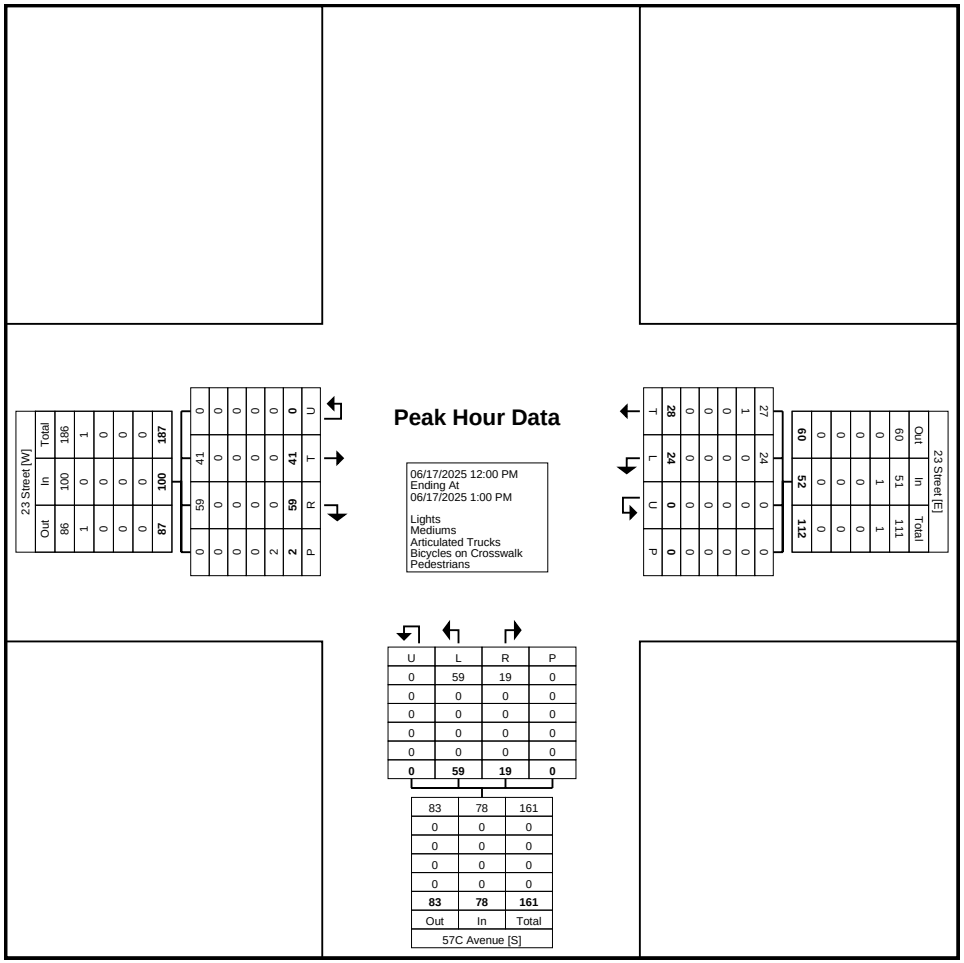

Turning Movement Peak Hour Data Plot (12:00 PM)

City of Lloydminster
4420-50 Avenue

Lloydminster, Alberta, Canada T9V 0W2
(780) 875-6184 waguinaldo@lloydminster.ca

Count Name: 23 Street and 57C Avenue
Site Code: 2357C
Start Date: 06/17/2025

Turning Movement Peak Hour Data (4:15 PM)

Start Time	23 Street Westbound					57C Avenue Northbound					23 Street Eastbound					
	Thru	Left	U-Turn	Peds	App. Total	Right	Left	U-Turn	Peds	App. Total	Right	Thru	U-Turn	Peds	App. Total	Int. Total
4:15 PM	17	4	0	0	21	6	18	0	0	24	24	14	0	0	38	83
4:30 PM	13	5	0	0	18	5	15	1	0	21	24	15	0	0	39	78
4:45 PM	7	4	0	3	11	4	17	1	0	22	30	14	0	0	44	77
5:00 PM	14	7	0	0	21	3	9	0	0	12	25	11	0	1	36	69
Total	51	20	0	3	71	18	59	2	0	79	103	54	0	1	157	307
Approach %	71.8	28.2	0.0	-	-	22.8	74.7	2.5	-	-	65.6	34.4	0.0	-	-	-
Total %	16.6	6.5	0.0	-	23.1	5.9	19.2	0.7	-	25.7	33.6	17.6	0.0	-	51.1	-
PHF	0.750	0.714	0.000	-	0.845	0.750	0.819	0.500	-	0.823	0.858	0.900	0.000	-	0.892	0.925
Lights	49	20	0	-	69	17	59	2	-	78	103	53	0	-	156	303
% Lights	96.1	100.0	-	-	97.2	94.4	100.0	100.0	-	98.7	100.0	98.1	-	-	99.4	98.7
Mediums	2	0	0	-	2	1	0	0	-	1	0	1	0	-	1	4
% Mediums	3.9	0.0	-	-	2.8	5.6	0.0	0.0	-	1.3	0.0	1.9	-	-	0.6	1.3
Articulated Trucks	0	0	0	-	0	0	0	0	-	0	0	0	0	-	0	0
% Articulated Trucks	0.0	0.0	-	-	0.0	0.0	0.0	0.0	-	0.0	0.0	0.0	-	-	0.0	0.0
Bicycles on Crosswalk	-	-	-	0	-	-	-	-	0	-	-	-	-	0	-	-
% Bicycles on Crosswalk	-	-	-	0.0	-	-	-	-	-	-	-	-	-	0.0	-	-
Pedestrians	-	-	-	3	-	-	-	-	0	-	-	-	-	1	-	-
% Pedestrians	-	-	-	100.0	-	-	-	-	-	-	-	-	-	100.0	-	-

City of Lloydminster
4420-50 Avenue

Lloydminster, Alberta, Canada T9V 0W2
(780) 875-6184 waguinaldo@lloydminster.ca

Count Name: 23 Street and 57C Avenue
Site Code: 2357C
Start Date: 06/17/2025
Page No: 9

Peak Hour Data

06/17/2025 4:15 PM
Ending At
06/17/2025 5:15 PM

Lights
Mediums
Articulated Trucks
Bicycles on Crosswalk
Pedestrians

23 Street [W]

	U	T	R	P
Lights	0	53	103	0
Mediums	0	1	0	0
Articulated Trucks	0	0	0	0
Bicycles on Crosswalk	0	0	0	0
Pedestrians	0	0	0	1
Total	**0**	**54**	**103**	**1**

	Out	In	Total
Lights	108	156	264
Mediums	2	1	3
Articulated Trucks	0	0	0
Bicycles on Crosswalk	0	0	0
Pedestrians	0	0	0
Total	**110**	**157**	**267**

23 Street [E]

	T	L	U	P
Lights	49	20	0	0
Mediums	2	0	0	0
Articulated Trucks	0	0	0	0
Bicycles on Crosswalk	0	0	0	0
Pedestrians	0	0	0	3
Total	**51**	**20**	**0**	**3**

	Out	In	Total
Lights	70	69	139
Mediums	2	2	4
Articulated Trucks	0	0	0
Bicycles on Crosswalk	0	0	0
Pedestrians	0	0	0
Total	**72**	**71**	**143**

57C Avenue [S]

	U	L	R	P
Lights	2	59	17	0
Mediums	0	0	1	0
Articulated Trucks	0	0	0	0
Bicycles on Crosswalk	0	0	0	0
Pedestrians	0	0	0	0
Total	**2**	**59**	**18**	**0**

	Out	In	Total
Lights	125	78	203
Mediums	0	1	1
Articulated Trucks	0	0	0
Bicycles on Crosswalk	0	0	0
Pedestrians	0	0	0
Total	**125**	**79**	**204**

Turning Movement Peak Hour Data Plot (4:15 PM)

City of Lloydminster
4420-50 Avenue

Lloydminster, Alberta, Canada T9V 0W2
(780) 875-6184 waguinaldo@lloydminster.ca

Count Name: 25 Street and 50 Avenue
Site Code: 2550
Start Date: 06/24/2025

Turning Movement Data

Start Time	Southbound Approach						Westbound Approach						Northbound Approach						Eastbound Approach						
	Southbound						Westbound						Northbound						Eastbound						
	Right	Thru	Left	U-Turn	Peds	App. Total	Right	Thru	Left	U-Turn	Peds	App. Total	Right	Thru	Left	U-Turn	Peds	App. Total	Right	Thru	Left	U-Turn	Peds	App. Total	Int. Total
7:00 AM	4	38	6	0	0	48	14	11	6	0	0	31	4	49	13	0	0	66	23	3	7	0	0	33	178
7:15 AM	5	41	2	0	0	48	9	10	7	0	0	26	6	63	17	0	0	86	17	2	14	0	0	33	193
7:30 AM	13	49	4	0	1	66	8	24	5	0	0	37	7	68	30	0	0	105	26	15	21	0	0	62	270
7:45 AM	15	59	2	0	0	76	25	55	17	0	0	97	5	127	44	0	0	176	32	20	37	0	0	89	438
Hourly Total	37	187	14	0	1	238	56	100	35	0	0	191	22	307	104	0	0	433	98	40	79	0	0	217	1079
8:00 AM	13	63	7	0	1	83	11	32	6	0	0	49	16	109	39	0	0	164	27	18	31	0	0	76	372
8:15 AM	21	80	10	0	1	111	21	20	15	0	0	56	14	108	37	0	0	159	27	23	25	0	0	75	401
8:30 AM	11	67	15	0	0	93	14	26	14	0	0	54	13	97	34	0	0	144	27	14	37	0	0	78	369
8:45 AM	10	70	5	0	0	85	17	27	3	0	0	47	13	94	31	0	0	138	32	11	27	0	0	70	340
Hourly Total	55	280	37	0	2	372	63	105	38	0	0	206	56	408	141	0	0	605	113	66	120	0	0	299	1482
*** BREAK ***	-	-	-	-	-	-	-	-	-	-	-	-	-	-	-	-	-	-	-	-	-	-	-	-	-
11:30 AM	22	122	14	0	0	158	13	10	6	0	0	29	8	97	30	0	0	135	49	19	16	0	2	84	406
11:45 AM	34	109	10	0	1	153	13	11	16	0	0	40	14	129	27	0	0	170	22	19	26	0	0	67	430
Hourly Total	56	231	24	0	1	311	26	21	22	0	0	69	22	226	57	0	0	305	71	38	42	0	2	151	836
12:00 PM	43	131	13	0	2	187	14	14	4	0	0	32	12	144	32	0	0	188	47	26	25	0	2	98	505
12:15 PM	18	137	15	0	0	170	11	20	7	0	0	38	7	101	26	0	0	134	34	14	14	0	1	62	404
12:30 PM	24	123	15	0	0	162	12	21	12	0	0	45	8	110	22	0	0	140	29	9	23	0	0	61	408
12:45 PM	21	116	11	0	0	148	20	24	14	0	0	58	3	113	32	0	0	148	36	15	36	0	0	87	441
Hourly Total	106	507	54	0	2	667	57	79	37	0	0	173	30	468	112	0	0	610	146	64	98	0	3	308	1758
1:00 PM	32	118	10	0	0	160	13	14	12	0	0	39	9	101	28	0	0	138	29	22	26	0	0	77	414
1:15 PM	22	106	17	0	0	145	12	17	7	0	0	36	7	104	21	0	0	132	24	12	13	0	0	49	362
*** BREAK ***	-	-	-	-	-	-	-	-	-	-	-	-	-	-	-	-	-	-	-	-	-	-	-	-	-
Hourly Total	54	224	27	0	0	305	25	31	19	0	0	75	16	205	49	0	0	270	53	34	39	0	0	126	776
4:00 PM	34	131	18	0	0	183	12	18	10	0	0	40	9	111	29	0	0	149	45	28	18	0	1	91	463
4:15 PM	37	110	21	0	3	168	12	23	13	0	0	48	9	100	33	0	0	142	32	24	39	0	2	95	453
4:30 PM	46	122	15	0	1	183	10	20	9	0	0	39	13	134	25	0	0	172	38	24	23	0	0	85	479
4:45 PM	45	136	21	0	0	202	11	23	11	0	0	45	18	105	22	0	0	145	46	30	22	0	1	98	490
Hourly Total	162	499	75	0	4	736	45	84	43	0	0	172	49	450	109	0	0	608	161	106	102	0	4	369	1885
5:00 PM	44	145	19	0	3	208	13	13	7	0	0	33	21	124	25	0	0	170	49	35	33	0	0	117	528
5:15 PM	28	148	29	0	1	205	14	19	10	0	0	43	20	107	26	0	0	153	63	35	30	0	1	128	529
5:30 PM	27	140	17	0	1	184	6	23	13	0	0	42	11	118	26	0	0	155	36	28	19	0	0	83	464
5:45 PM	28	118	15	0	1	161	17	22	16	0	0	55	14	102	34	0	0	150	36	20	12	0	0	68	434
Hourly Total	127	551	80	0	6	758	50	77	46	0	0	173	66	451	111	0	0	628	184	118	94	0	1	396	1955
Grand Total	597	2479	311	0	16	3387	322	497	240	0	0	1059	261	2515	683	0	0	3459	826	466	574	0	10	1866	9771
Approach %	17.6	73.2	9.2	0.0	-	-	30.4	46.9	22.7	0.0	-	-	7.5	72.7	19.7	0.0	-	-	44.3	25.0	30.8	0.0	-	-	-

Total %	6.1	25.4	3.2	0.0	-	34.7	3.3	5.1	2.5	0.0	-	10.8	2.7	25.7	7.0	0.0	-	35.4	8.5	4.8	5.9	0.0	-	19.1	-
Lights	586	2435	307	0	-	3328	319	492	239	0	-	1050	259	2480	660	0	-	3399	801	455	570	0	-	1826	9603
% Lights	98.2	98.2	98.7	-	-	98.3	99.1	99.0	99.6	-	-	99.2	99.2	98.6	96.6	-	-	98.3	97.0	97.6	99.3	-	-	97.9	98.3
Mediums	11	35	4	0	-	50	3	5	1	0	-	9	2	22	12	0	-	36	14	9	4	0	-	27	122
% Mediums	1.8	1.4	1.3	-	-	1.5	0.9	1.0	0.4	-	-	0.8	0.8	0.9	1.8	-	-	1.0	1.7	1.9	0.7	-	-	1.4	1.2
Articulated Trucks	0	9	0	0	-	9	0	0	0	0	-	0	0	13	11	0	-	24	11	2	0	0	-	13	46
% Articulated Trucks	0.0	0.4	0.0	-	-	0.3	0.0	0.0	0.0	-	-	0.0	0.0	0.5	1.6	-	-	0.7	1.3	0.4	0.0	-	-	0.7	0.5
Bicycles on Crosswalk	-	-	-	-	12	-	-	-	-	-	0	-	-	-	-	-	0	-	-	-	-	-	4	-	-
% Bicycles on Crosswalk	-	-	-	-	75.0	-	-	-	-	-	-	-	-	-	-	-	-	-	-	-	-	-	40.0	-	-
Pedestrians	-	-	-	-	4	-	-	-	-	-	0	-	-	-	-	-	0	-	-	-	-	-	6	-	-
% Pedestrians	-	-	-	-	25.0	-	-	-	-	-	-	-	-	-	-	-	-	-	-	-	-	-	60.0	-	-

City of Lloydminster
4420-50 Avenue

Lloydminster, Alberta, Canada T9V 0W2
(780) 875-6184 waguinaldo@lloydminster.ca

Count Name: 25 Street and 50 Avenue
Site Code: 2550
Start Date: 06/24/2025

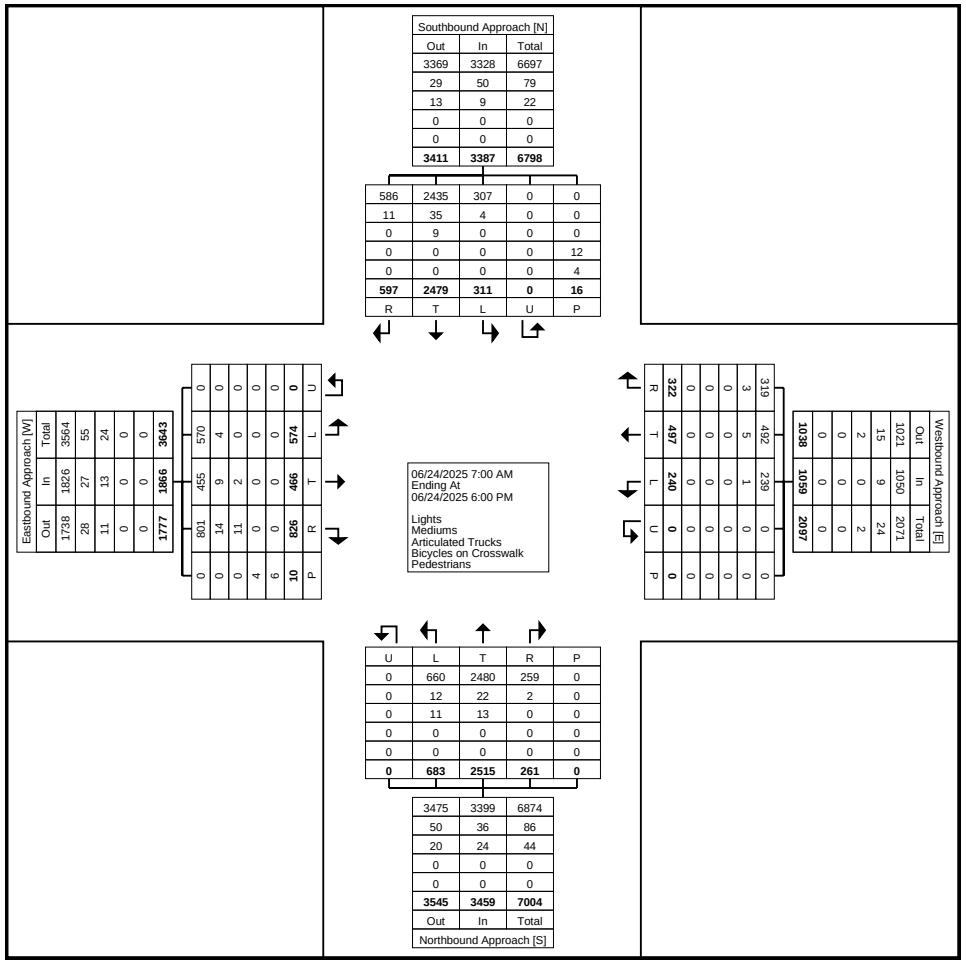

Turning Movement Data Plot

City of Lloydminster
4420-50 Avenue

Lloydminster, Alberta, Canada T9V 0W2
(780) 875-6184 waguinaldo@lloydminster.ca

Count Name: 25 Street and 50 Avenue
Site Code: 2550
Start Date: 06/24/2025

Turning Movement Peak Hour Data (7:45 AM)

Start Time	Southbound Approach						Westbound Approach						Northbound Approach						Eastbound Approach						
	Southbound						Westbound						Northbound						Eastbound						
	Right	Thru	Left	U-Turn	Peds	App. Total	Right	Thru	Left	U-Turn	Peds	App. Total	Right	Thru	Left	U-Turn	Peds	App. Total	Right	Thru	Left	U-Turn	Peds	App. Total	Int. Total
7:45 AM	15	59	2	0	0	76	25	55	17	0	0	97	5	127	44	0	0	176	32	20	37	0	0	89	438
8:00 AM	13	63	7	0	1	83	11	32	6	0	0	49	16	109	39	0	0	164	27	18	31	0	0	76	372
8:15 AM	21	80	10	0	1	111	21	20	15	0	0	56	14	108	37	0	0	159	27	23	25	0	0	75	401
8:30 AM	11	67	15	0	0	93	14	26	14	0	0	54	13	97	34	0	0	144	27	14	37	0	0	78	369
Total	60	269	34	0	2	363	71	133	52	0	0	256	48	441	154	0	0	643	113	75	130	0	0	318	1580
Approach %	16.5	74.1	9.4	0.0	-	-	27.7	52.0	20.3	0.0	-	-	7.5	68.6	24.0	0.0	-	-	35.5	23.6	40.9	0.0	-	-	-
Total %	3.8	17.0	2.2	0.0	-	23.0	4.5	8.4	3.3	0.0	-	16.2	3.0	27.9	9.7	0.0	-	40.7	7.2	4.7	8.2	0.0	-	20.1	-
PHF	0.714	0.841	0.567	0.000	-	0.818	0.710	0.605	0.765	0.000	-	0.660	0.750	0.868	0.875	0.000	-	0.913	0.883	0.815	0.878	0.000	-	0.893	0.902
Lights	58	259	31	0	-	348	70	129	51	0	-	250	48	429	147	0	-	624	110	70	128	0	-	308	1530
% Lights	96.7	96.3	91.2	-	-	95.9	98.6	97.0	98.1	-	-	97.7	100.0	97.3	95.5	-	-	97.0	97.3	93.3	98.5	-	-	96.9	96.8
Mediums	2	9	3	0	-	14	1	4	1	0	-	6	0	10	5	0	-	15	2	5	2	0	-	9	44
% Mediums	3.3	3.3	8.8	-	-	3.9	1.4	3.0	1.9	-	-	2.3	0.0	2.3	3.2	-	-	2.3	1.8	6.7	1.5	-	-	2.8	2.8
Articulated Trucks	0	1	0	0	-	1	0	0	0	0	-	0	0	2	2	0	-	4	1	0	0	0	-	1	6
% Articulated Trucks	0.0	0.4	0.0	-	-	0.3	0.0	0.0	0.0	-	-	0.0	0.0	0.5	1.3	-	-	0.6	0.9	0.0	0.0	-	-	0.3	0.4
Bicycles on Crosswalk	-	-	-	-	2	-	-	-	-	-	0	-	-	-	-	-	0	-	-	-	-	-	0	-	-
% Bicycles on Crosswalk	-	-	-	-	100.0	-	-	-	-	-	-	-	-	-	-	-	-	-	-	-	-	-	-	-	-
Pedestrians	-	-	-	-	0	-	-	-	-	-	0	-	-	-	-	-	0	-	-	-	-	-	0	-	-
% Pedestrians	-	-	-	-	0.0	-	-	-	-	-	-	-	-	-	-	-	-	-	-	-	-	-	-	-	-

City of Lloydminster
4420-50 Avenue

Lloydminster, Alberta, Canada T9V 0W2
(780) 875-6184 waguinaldo@lloydminster.ca

Count Name: 25 Street and 50 Avenue
Site Code: 2550
Start Date: 06/24/2025

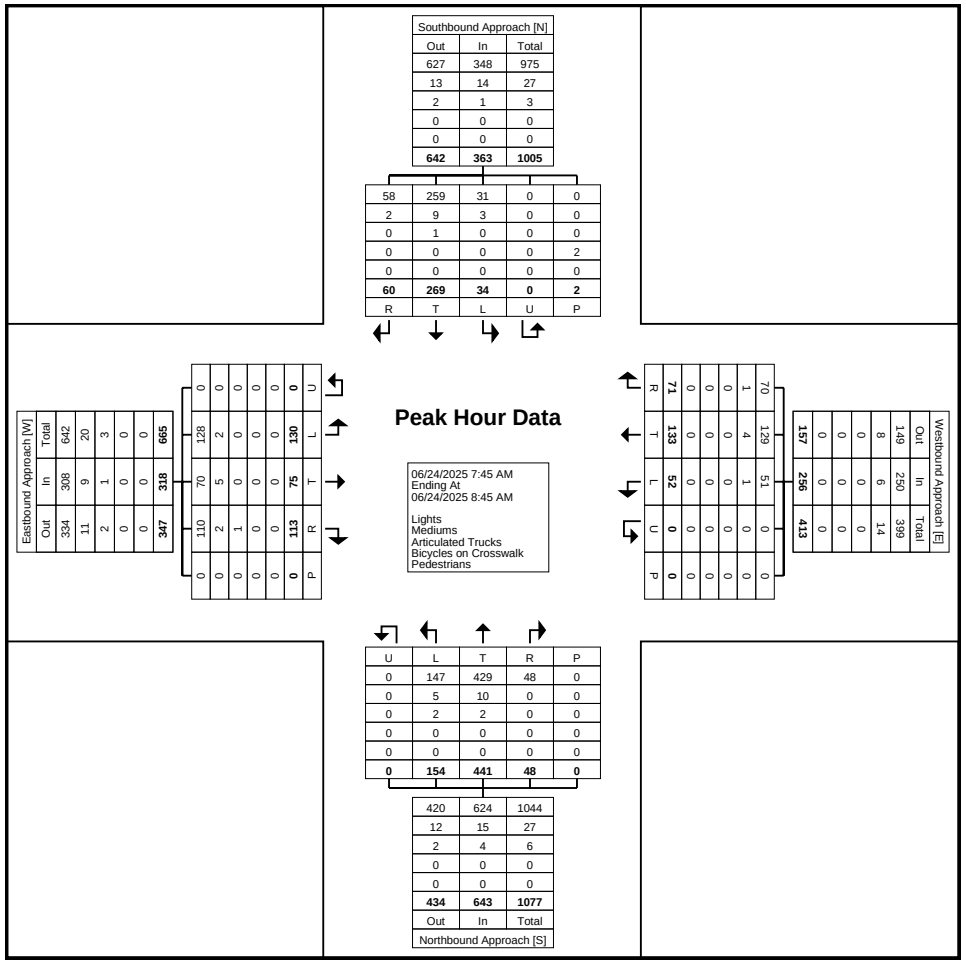

Turning Movement Peak Hour Data Plot (7:45 AM)

City of Lloydminster
4420-50 Avenue

Lloydminster, Alberta, Canada T9V 0W2
(780) 875-6184 waguinaldo@lloydminster.ca

Count Name: 25 Street and 50 Avenue
Site Code: 2550
Start Date: 06/24/2025

Turning Movement Peak Hour Data (12:00 PM)

Start Time	Southbound Approach						Westbound Approach						Northbound Approach						Eastbound Approach						
	Southbound						Westbound						Northbound						Eastbound						
	Right	Thru	Left	U-Turn	Peds	App. Total	Right	Thru	Left	U-Turn	Peds	App. Total	Right	Thru	Left	U-Turn	Peds	App. Total	Right	Thru	Left	U-Turn	Peds	App. Total	Int. Total
12:00 PM	43	131	13	0	2	187	14	14	4	0	0	32	12	144	32	0	0	188	47	26	25	0	2	98	505
12:15 PM	18	137	15	0	0	170	11	20	7	0	0	38	7	101	26	0	0	134	34	14	14	0	1	62	404
12:30 PM	24	123	15	0	0	162	12	21	12	0	0	45	8	110	22	0	0	140	29	9	23	0	0	61	408
12:45 PM	21	116	11	0	0	148	20	24	14	0	0	58	3	113	32	0	0	148	36	15	36	0	0	87	441
Total	106	507	54	0	2	667	57	79	37	0	0	173	30	468	112	0	0	610	146	64	98	0	3	308	1758
Approach %	15.9	76.0	8.1	0.0	-	-	32.9	45.7	21.4	0.0	-	-	4.9	76.7	18.4	0.0	-	-	47.4	20.8	31.8	0.0	-	-	-
Total %	6.0	28.8	3.1	0.0	-	37.9	3.2	4.5	2.1	0.0	-	9.8	1.7	26.6	6.4	0.0	-	34.7	8.3	3.6	5.6	0.0	-	17.5	-
PHF	0.616	0.925	0.900	0.000	-	0.892	0.713	0.823	0.661	0.000	-	0.746	0.625	0.813	0.875	0.000	-	0.811	0.777	0.615	0.681	0.000	-	0.786	0.870
Lights	103	499	54	0	-	656	57	78	37	0	-	172	30	462	111	0	-	603	142	63	98	0	-	303	1734
% Lights	97.2	98.4	100.0	-	-	98.4	100.0	98.7	100.0	-	-	99.4	100.0	98.7	99.1	-	-	98.9	97.3	98.4	100.0	-	-	98.4	98.6
Mediums	3	5	0	0	-	8	0	1	0	0	-	1	0	2	0	0	-	2	1	0	0	0	-	1	12
% Mediums	2.8	1.0	0.0	-	-	1.2	0.0	1.3	0.0	-	-	0.6	0.0	0.4	0.0	-	-	0.3	0.7	0.0	0.0	-	-	0.3	0.7
Articulated Trucks	0	3	0	0	-	3	0	0	0	0	-	0	0	4	1	0	-	5	3	1	0	0	-	4	12
% Articulated Trucks	0.0	0.6	0.0	-	-	0.4	0.0	0.0	0.0	-	-	0.0	0.0	0.9	0.9	-	-	0.8	2.1	1.6	0.0	-	-	1.3	0.7
Bicycles on Crosswalk	-	-	-	-	2	-	-	-	-	-	0	-	-	-	-	-	0	-	-	-	-	-	2	-	-
% Bicycles on Crosswalk	-	-	-	-	100.0	-	-	-	-	-	-	-	-	-	-	-	-	-	-	-	-	-	66.7	-	-
Pedestrians	-	-	-	-	0	-	-	-	-	-	0	-	-	-	-	-	0	-	-	-	-	-	1	-	-
% Pedestrians	-	-	-	-	0.0	-	-	-	-	-	-	-	-	-	-	-	-	-	-	-	-	-	33.3	-	-

City of Lloydminster
4420-50 Avenue

Lloydminster, Alberta, Canada T9V 0W2
(780) 875-6184 waguinaldo@lloydminster.ca

Count Name: 25 Street and 50 Avenue
Site Code: 2550
Start Date: 06/24/2025

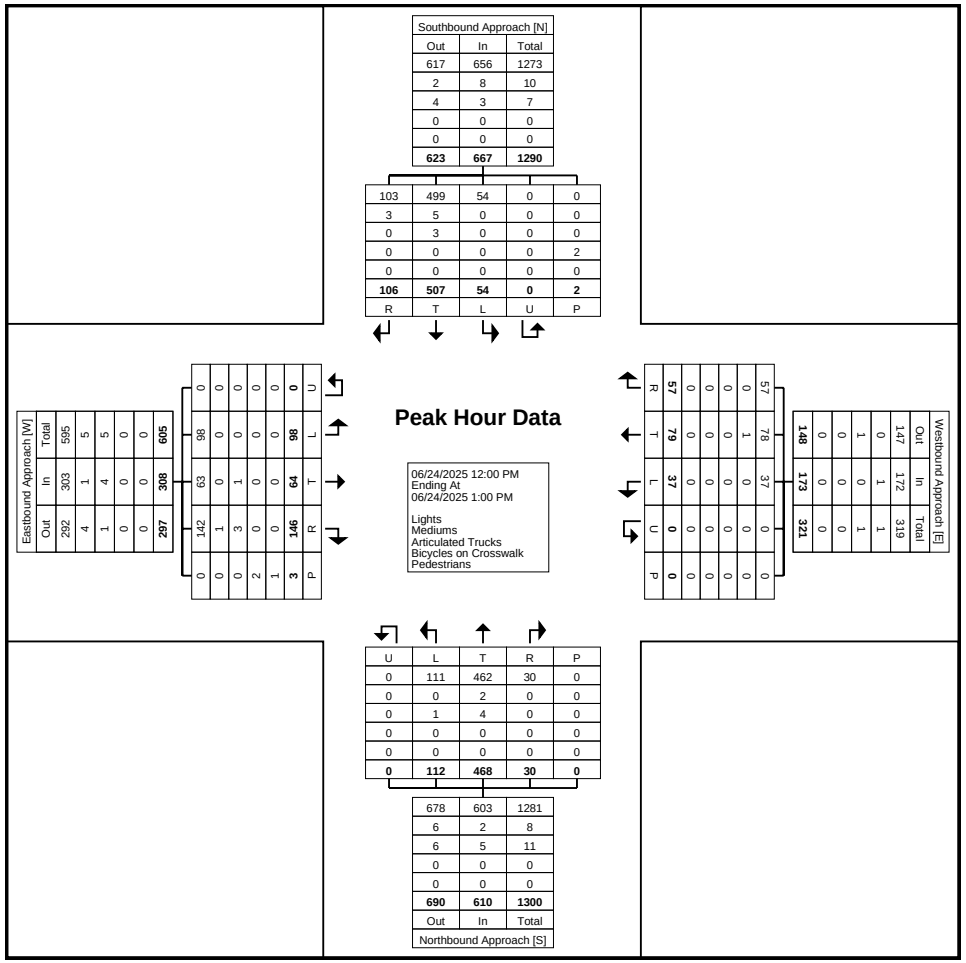

Turning Movement Peak Hour Data Plot (12:00 PM)

City of Lloydminster
4420-50 Avenue

Lloydminster, Alberta, Canada T9V 0W2
(780) 875-6184 waguinaldo@lloydminster.ca

Count Name: 25 Street and 50 Avenue
Site Code: 2550
Start Date: 06/24/2025

Turning Movement Peak Hour Data (4:30 PM)

Start Time	Southbound Approach						Westbound Approach						Northbound Approach						Eastbound Approach						
	Southbound						Westbound						Northbound						Eastbound						
	Right	Thru	Left	U-Turn	Peds	App. Total	Right	Thru	Left	U-Turn	Peds	App. Total	Right	Thru	Left	U-Turn	Peds	App. Total	Right	Thru	Left	U-Turn	Peds	App. Total	Int. Total
4:30 PM	46	122	15	0	1	183	10	20	9	0	0	39	13	134	25	0	0	172	38	24	23	0	0	85	479
4:45 PM	45	136	21	0	0	202	11	23	11	0	0	45	18	105	22	0	0	145	46	30	22	0	1	98	490
5:00 PM	44	145	19	0	3	208	13	13	7	0	0	33	21	124	25	0	0	170	49	35	33	0	0	117	528
5:15 PM	28	148	29	0	1	205	14	19	10	0	0	43	20	107	26	0	0	153	63	35	30	0	1	128	529
Total	163	551	84	0	5	798	48	75	37	0	0	160	72	470	98	0	0	640	196	124	108	0	2	428	2026
Approach %	20.4	69.0	10.5	0.0	-	-	30.0	46.9	23.1	0.0	-	-	11.3	73.4	15.3	0.0	-	-	45.8	29.0	25.2	0.0	-	-	-
Total %	8.0	27.2	4.1	0.0	-	39.4	2.4	3.7	1.8	0.0	-	7.9	3.6	23.2	4.8	0.0	-	31.6	9.7	6.1	5.3	0.0	-	21.1	-
PHF	0.886	0.931	0.724	0.000	-	0.959	0.857	0.815	0.841	0.000	-	0.889	0.857	0.877	0.942	0.000	-	0.930	0.778	0.886	0.818	0.000	-	0.836	0.957
Lights	163	546	84	0	-	793	48	75	37	0	-	160	72	464	93	0	-	629	192	123	107	0	-	422	2004
% Lights	100.0	99.1	100.0	-	-	99.4	100.0	100.0	100.0	-	-	100.0	100.0	98.7	94.9	-	-	98.3	98.0	99.2	99.1	-	-	98.6	98.9
Mediums	0	3	0	0	-	3	0	0	0	0	-	0	0	3	2	0	-	5	1	1	1	0	-	3	11
% Mediums	0.0	0.5	0.0	-	-	0.4	0.0	0.0	0.0	-	-	0.0	0.0	0.6	2.0	-	-	0.8	0.5	0.8	0.9	-	-	0.7	0.5
Articulated Trucks	0	2	0	0	-	2	0	0	0	0	-	0	0	3	3	0	-	6	3	0	0	0	-	3	11
% Articulated Trucks	0.0	0.4	0.0	-	-	0.3	0.0	0.0	0.0	-	-	0.0	0.0	0.6	3.1	-	-	0.9	1.5	0.0	0.0	-	-	0.7	0.5
Bicycles on Crosswalk	-	-	-	-	2	-	-	-	-	-	0	-	-	-	-	-	0	-	-	-	-	-	0	-	-
% Bicycles on Crosswalk	-	-	-	-	40.0	-	-	-	-	-	-	-	-	-	-	-	-	-	-	-	-	-	0.0	-	-
Pedestrians	-	-	-	-	3	-	-	-	-	-	0	-	-	-	-	-	0	-	-	-	-	-	2	-	-
% Pedestrians	-	-	-	-	60.0	-	-	-	-	-	-	-	-	-	-	-	-	-	-	-	-	-	100.0	-	-

City of Lloydminster
4420-50 Avenue

Lloydminster, Alberta, Canada T9V 0W2
(780) 875-6184 waguinaldo@lloydminster.ca

Count Name: 25 Street and 50 Avenue
Site Code: 2550
Start Date: 06/24/2025

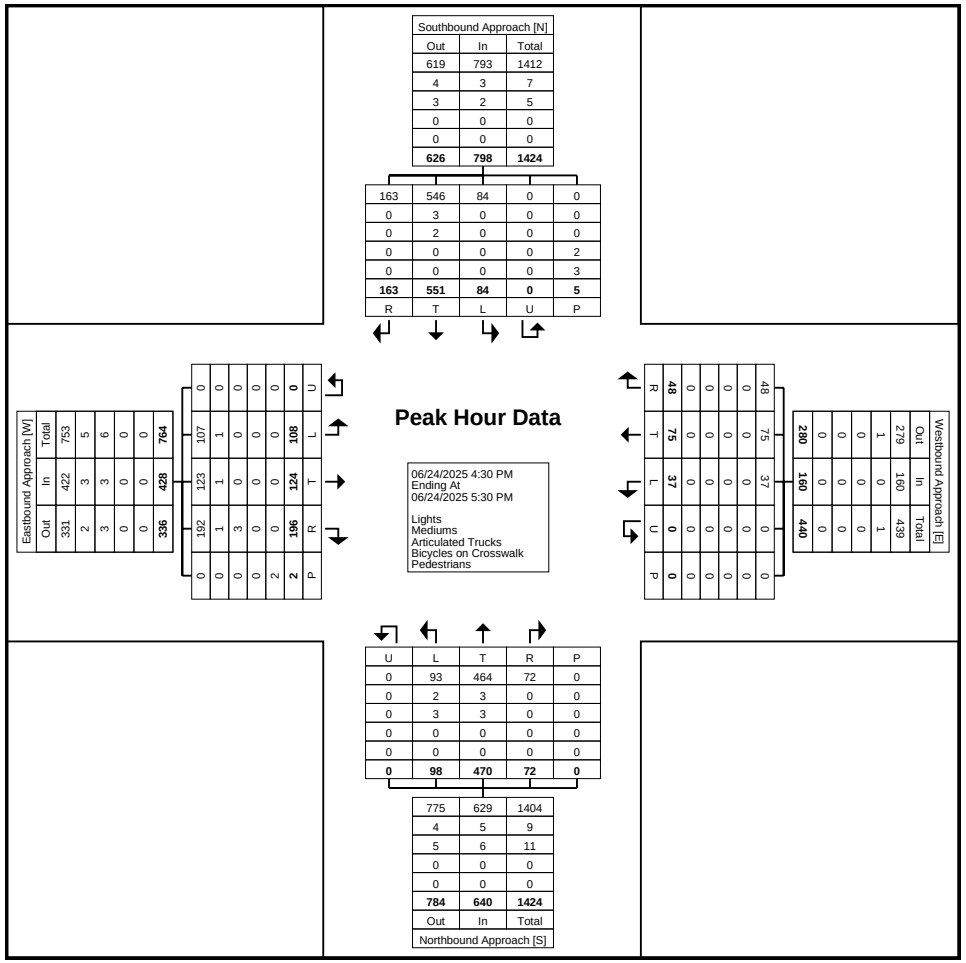

Turning Movement Peak Hour Data Plot (4:30 PM)

City of Lloydminster
4420-50 Avenue

Lloydminster, Alberta, Canada T9V 0W2
(780) 875-6184 waguinaldo@lloydminster.ca

Count Name: 25 Street and 53 Avenue
Site Code: 2553
Start Date: 05/21/2025
Page No: 1

Turning Movement Data

Start Time	Southbound Approach						Westbound Approach						Northbound Approach						Eastbound Approach						
	Southbound						Westbound						Northbound						Eastbound						
	Right	Thru	Left	U-Turn	Peds	App. Total	Right	Thru	Left	U-Turn	Peds	App. Total	Right	Thru	Left	U-Turn	Peds	App. Total	Right	Thru	Left	U-Turn	Peds	App. Total	Int. Total
7:00 AM	4	3	3	0	1	10	1	21	2	0	1	24	2	5	12	0	0	19	9	20	1	0	0	30	83
7:15 AM	5	6	7	0	0	18	2	52	0	0	0	54	12	6	21	0	0	39	3	25	3	0	0	31	142
7:30 AM	9	4	3	0	0	16	2	58	7	0	0	67	13	16	22	0	0	51	10	46	2	0	0	58	192
7:45 AM	19	17	6	0	0	42	7	78	4	0	1	89	18	25	38	0	0	81	12	74	21	0	0	107	319
Hourly Total	37	30	19	0	1	86	12	209	13	0	2	234	45	52	93	0	0	190	34	165	27	0	0	226	736
8:00 AM	17	9	9	0	0	35	3	55	12	0	0	70	16	25	16	0	0	57	6	57	10	0	0	73	235
8:15 AM	7	9	8	0	0	24	5	52	12	0	0	69	14	41	16	0	0	71	6	54	10	0	1	70	234
8:30 AM	3	10	7	0	0	20	4	66	9	0	0	79	11	31	21	0	0	63	11	46	4	0	0	61	223
8:45 AM	10	7	2	0	1	19	5	33	3	0	0	41	9	10	19	0	0	38	12	49	7	0	0	68	166
Hourly Total	37	35	26	0	1	98	17	206	36	0	0	259	50	107	72	0	0	229	35	206	31	0	1	272	858
*** BREAK ***	-	-	-	-	-	-	-	-	-	-	-	-	-	-	-	-	-	-	-	-	-	-	-	-	-
11:30 AM	0	7	5	0	2	12	2	42	10	0	1	54	4	14	10	0	0	28	10	51	7	0	0	68	162
11:45 AM	3	13	5	0	0	21	6	49	18	0	1	73	16	11	9	0	0	36	15	50	8	0	0	73	203
Hourly Total	3	20	10	0	2	33	8	91	28	0	2	127	20	25	19	0	0	64	25	101	15	0	0	141	365
12:00 PM	9	20	2	0	0	31	4	65	20	0	0	89	8	19	15	0	0	42	14	69	13	0	0	96	258
12:15 PM	12	15	1	0	0	28	5	47	15	0	1	67	6	16	15	0	0	37	20	38	5	0	0	63	195
12:30 PM	10	11	2	0	0	23	2	53	9	0	1	64	11	9	14	0	0	34	11	28	3	0	0	42	163
12:45 PM	9	11	10	0	0	30	2	61	12	0	0	75	11	22	20	0	0	53	12	50	10	0	1	72	230
Hourly Total	40	57	15	0	0	112	13	226	56	0	2	295	36	66	64	0	0	166	57	185	31	0	1	273	846
1:00 PM	9	15	5	0	0	29	2	57	11	0	3	70	16	13	9	0	0	38	7	55	9	0	0	71	208
1:15 PM	10	7	1	0	0	18	5	42	7	0	0	54	10	11	8	0	0	29	10	46	6	0	0	62	163
*** BREAK ***	-	-	-	-	-	-	-	-	-	-	-	-	-	-	-	-	-	-	-	-	-	-	-	-	-
Hourly Total	19	22	6	0	0	47	7	99	18	0	3	124	26	24	17	0	0	67	17	101	15	0	0	133	371
4:00 PM	9	18	4	0	0	31	3	54	22	0	2	79	9	16	12	0	0	37	22	71	12	0	0	105	252
4:15 PM	5	27	2	0	0	34	2	64	19	0	1	85	13	24	16	0	0	53	23	78	12	0	0	113	285
4:30 PM	13	21	4	0	0	38	5	53	18	0	1	76	13	17	18	0	0	48	21	55	17	0	0	93	255
4:45 PM	16	29	5	0	0	50	8	62	16	0	2	86	13	16	16	0	0	45	24	85	11	0	0	120	301
Hourly Total	43	95	15	0	0	153	18	233	75	0	6	326	48	73	62	0	0	183	90	289	52	0	0	431	1093
5:00 PM	21	28	6	0	2	55	9	64	28	0	0	101	13	23	15	0	0	51	19	73	10	0	0	102	309
5:15 PM	7	18	3	0	0	28	8	54	16	0	0	78	6	15	11	0	0	32	34	96	18	0	0	148	286
5:30 PM	13	22	7	0	0	42	8	59	15	0	0	82	9	18	16	0	0	43	15	65	13	0	1	93	260
5:45 PM	13	23	5	0	0	41	6	72	12	0	0	90	8	14	18	0	0	40	24	44	13	0	0	81	252
Hourly Total	54	91	21	0	2	166	31	249	71	0	0	351	36	70	60	0	0	166	92	278	54	0	1	424	1107
Grand Total	233	350	112	0	6	695	106	1313	297	0	15	1716	261	417	387	0	0	1065	350	1325	225	0	3	1900	5376
Approach %	33.5	50.4	16.1	0.0	-	-	6.2	76.5	17.3	0.0	-	-	24.5	39.2	36.3	0.0	-	-	18.4	69.7	11.8	0.0	-	-	-

Total %	4.3	6.5	2.1	0.0	-	12.9	2.0	24.4	5.5	0.0	-	31.9	4.9	7.8	7.2	0.0	-	19.8	6.5	24.6	4.2	0.0	-	35.3	-
Lights	233	343	110	0	-	686	104	1292	294	0	-	1690	255	412	385	0	-	1052	348	1299	223	0	-	1870	5298
% Lights	100.0	98.0	98.2	-	-	98.7	98.1	98.4	99.0	-	-	98.5	97.7	98.8	99.5	-	-	98.8	99.4	98.0	99.1	-	-	98.4	98.5
Mediums	0	7	2	0	-	9	2	18	3	0	-	23	6	5	2	0	-	13	2	21	2	0	-	25	70
% Mediums	0.0	2.0	1.8	-	-	1.3	1.9	1.4	1.0	-	-	1.3	2.3	1.2	0.5	-	-	1.2	0.6	1.6	0.9	-	-	1.3	1.3
Articulated Trucks	0	0	0	0	-	0	0	3	0	0	-	3	0	0	0	0	-	0	0	5	0	0	-	5	8
% Articulated Trucks	0.0	0.0	0.0	-	-	0.0	0.0	0.2	0.0	-	-	0.2	0.0	0.0	0.0	-	-	0.0	0.0	0.4	0.0	-	-	0.3	0.1
Bicycles on Crosswalk	-	-	-	-	2	-	-	-	-	-	5	-	-	-	-	-	0	-	-	-	-	-	1	-	-
% Bicycles on Crosswalk	-	-	-	-	33.3	-	-	-	-	-	33.3	-	-	-	-	-	-	-	-	-	-	-	33.3	-	-
Pedestrians	-	-	-	-	4	-	-	-	-	-	10	-	-	-	-	-	0	-	-	-	-	-	2	-	-
% Pedestrians	-	-	-	-	66.7	-	-	-	-	-	66.7	-	-	-	-	-	-	-	-	-	-	-	66.7	-	-

City of Lloydminster
4420-50 Avenue

Lloydminster, Alberta, Canada T9V 0W2
(780) 875-6184 waguinaldo@lloydminster.ca

Count Name: 25 Street and 53 Avenue
Site Code: 2553
Start Date: 05/21/2025

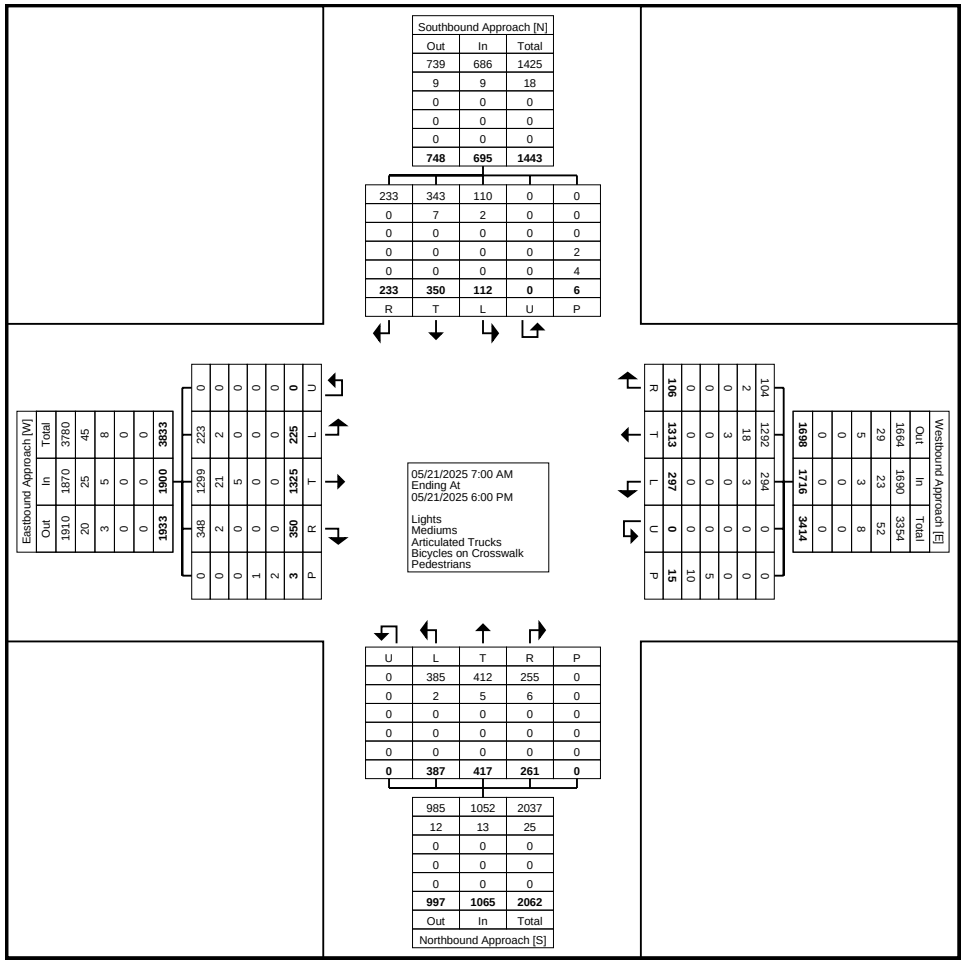

Turning Movement Data Plot

City of Lloydminster
4420-50 Avenue

Lloydminster, Alberta, Canada T9V 0W2
(780) 875-6184 waguinaldo@lloydminster.ca

Count Name: 25 Street and 53 Avenue
Site Code: 2553
Start Date: 05/21/2025

Turning Movement Peak Hour Data (7:45 AM)

Start Time	Southbound Approach						Westbound Approach						Northbound Approach						Eastbound Approach						
	Southbound						Westbound						Northbound						Eastbound						
	Right	Thru	Left	U-Turn	Peds	App. Total	Right	Thru	Left	U-Turn	Peds	App. Total	Right	Thru	Left	U-Turn	Peds	App. Total	Right	Thru	Left	U-Turn	Peds	App. Total	Int. Total
7:45 AM	19	17	6	0	0	42	7	78	4	0	1	89	18	25	38	0	0	81	12	74	21	0	0	107	319
8:00 AM	17	9	9	0	0	35	3	55	12	0	0	70	16	25	16	0	0	57	6	57	10	0	0	73	235
8:15 AM	7	9	8	0	0	24	5	52	12	0	0	69	14	41	16	0	0	71	6	54	10	0	1	70	234
8:30 AM	3	10	7	0	0	20	4	66	9	0	0	79	11	31	21	0	0	63	11	46	4	0	0	61	223
Total	46	45	30	0	0	121	19	251	37	0	1	307	59	122	91	0	0	272	35	231	45	0	1	311	1011
Approach %	38.0	37.2	24.8	0.0	-	-	6.2	81.8	12.1	0.0	-	-	21.7	44.9	33.5	0.0	-	-	11.3	74.3	14.5	0.0	-	-	-
Total %	4.5	4.5	3.0	0.0	-	12.0	1.9	24.8	3.7	0.0	-	30.4	5.8	12.1	9.0	0.0	-	26.9	3.5	22.8	4.5	0.0	-	30.8	-
PHF	0.605	0.662	0.833	0.000	-	0.720	0.679	0.804	0.771	0.000	-	0.862	0.819	0.744	0.599	0.000	-	0.840	0.729	0.780	0.536	0.000	-	0.727	0.792
Lights	46	40	28	0	-	114	17	245	34	0	-	296	56	120	90	0	-	266	35	225	43	0	-	303	979
% Lights	100.0	88.9	93.3	-	-	94.2	89.5	97.6	91.9	-	-	96.4	94.9	98.4	98.9	-	-	97.8	100.0	97.4	95.6	-	-	97.4	96.8
Mediums	0	5	2	0	-	7	2	6	3	0	-	11	3	2	1	0	-	6	0	6	2	0	-	8	32
% Mediums	0.0	11.1	6.7	-	-	5.8	10.5	2.4	8.1	-	-	3.6	5.1	1.6	1.1	-	-	2.2	0.0	2.6	4.4	-	-	2.6	3.2
Articulated Trucks	0	0	0	0	-	0	0	0	0	0	-	0	0	0	0	0	-	0	0	0	0	0	-	0	0
% Articulated Trucks	0.0	0.0	0.0	-	-	0.0	0.0	0.0	0.0	-	-	0.0	0.0	0.0	0.0	-	-	0.0	0.0	0.0	0.0	-	-	0.0	0.0
Bicycles on Crosswalk	-	-	-	-	0	-	-	-	-	-	0	-	-	-	-	-	0	-	-	-	-	-	0	-	-
% Bicycles on Crosswalk	-	-	-	-	-	-	-	-	-	-	0.0	-	-	-	-	-	-	-	-	-	-	-	0.0	-	-
Pedestrians	-	-	-	-	0	-	-	-	-	-	1	-	-	-	-	-	0	-	-	-	-	-	1	-	-
% Pedestrians	-	-	-	-	-	-	-	-	-	-	100.0	-	-	-	-	-	-	-	-	-	-	-	100.0	-	-

City of Lloydminster
4420-50 Avenue

Lloydminster, Alberta, Canada T9V 0W2
(780) 875-6184 waguinaldo@lloydminster.ca

Count Name: 25 Street and 53 Avenue
Site Code: 2553
Start Date: 05/21/2025

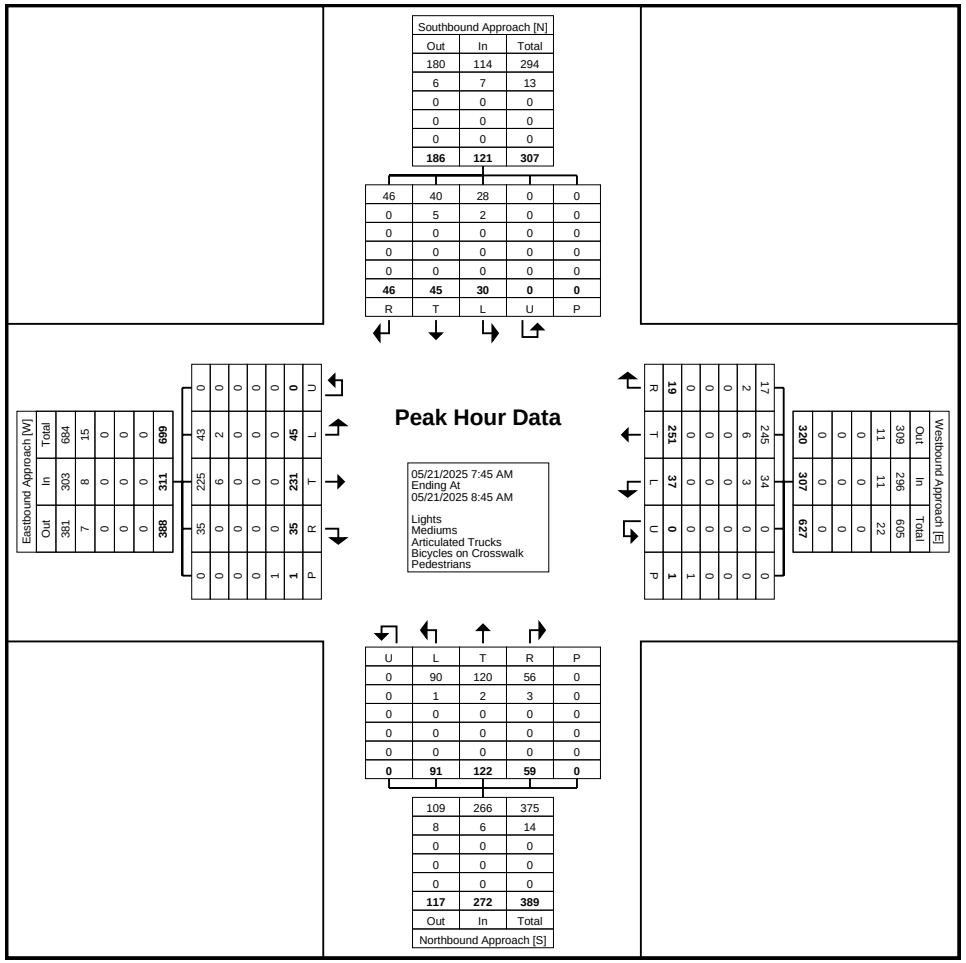

Turning Movement Peak Hour Data Plot (7:45 AM)

City of Lloydminster
4420-50 Avenue

Lloydminster, Alberta, Canada T9V 0W2
(780) 875-6184 waguinaldo@lloydminster.ca

Count Name: 25 Street and 53 Avenue
Site Code: 2553
Start Date: 05/21/2025

Turning Movement Peak Hour Data (12:00 PM)

Start Time	Southbound Approach						Westbound Approach						Northbound Approach						Eastbound Approach						
	Southbound						Westbound						Northbound						Eastbound						
	Right	Thru	Left	U-Turn	Peds	App. Total	Right	Thru	Left	U-Turn	Peds	App. Total	Right	Thru	Left	U-Turn	Peds	App. Total	Right	Thru	Left	U-Turn	Peds	App. Total	Int. Total
12:00 PM	9	20	2	0	0	31	4	65	20	0	0	89	8	19	15	0	0	42	14	69	13	0	0	96	258
12:15 PM	12	15	1	0	0	28	5	47	15	0	1	67	6	16	15	0	0	37	20	38	5	0	0	63	195
12:30 PM	10	11	2	0	0	23	2	53	9	0	1	64	11	9	14	0	0	34	11	28	3	0	0	42	163
12:45 PM	9	11	10	0	0	30	2	61	12	0	0	75	11	22	20	0	0	53	12	50	10	0	1	72	230
Total	40	57	15	0	0	112	13	226	56	0	2	295	36	66	64	0	0	166	57	185	31	0	1	273	846
Approach %	35.7	50.9	13.4	0.0	-	-	4.4	76.6	19.0	0.0	-	-	21.7	39.8	38.6	0.0	-	-	20.9	67.8	11.4	0.0	-	-	-
Total %	4.7	6.7	1.8	0.0	-	13.2	1.5	26.7	6.6	0.0	-	34.9	4.3	7.8	7.6	0.0	-	19.6	6.7	21.9	3.7	0.0	-	32.3	-
PHF	0.833	0.713	0.375	0.000	-	0.903	0.650	0.869	0.700	0.000	-	0.829	0.818	0.750	0.800	0.000	-	0.783	0.713	0.670	0.596	0.000	-	0.711	0.820
Lights	40	56	15	0	-	111	13	221	56	0	-	290	36	65	63	0	-	164	57	179	31	0	-	267	832
% Lights	100.0	98.2	100.0	-	-	99.1	100.0	97.8	100.0	-	-	98.3	100.0	98.5	98.4	-	-	98.8	100.0	96.8	100.0	-	-	97.8	98.3
Mediums	0	1	0	0	-	1	0	4	0	0	-	4	0	1	1	0	-	2	0	4	0	0	-	4	11
% Mediums	0.0	1.8	0.0	-	-	0.9	0.0	1.8	0.0	-	-	1.4	0.0	1.5	1.6	-	-	1.2	0.0	2.2	0.0	-	-	1.5	1.3
Articulated Trucks	0	0	0	0	-	0	0	1	0	0	-	1	0	0	0	0	-	0	0	2	0	0	-	2	3
% Articulated Trucks	0.0	0.0	0.0	-	-	0.0	0.0	0.4	0.0	-	-	0.3	0.0	0.0	0.0	-	-	0.0	0.0	1.1	0.0	-	-	0.7	0.4
Bicycles on Crosswalk	-	-	-	-	0	-	-	-	-	-	1	-	-	-	-	-	0	-	-	-	-	-	0	-	-
% Bicycles on Crosswalk	-	-	-	-	-	-	-	-	-	-	50.0	-	-	-	-	-	-	-	-	-	-	-	0.0	-	-
Pedestrians	-	-	-	-	0	-	-	-	-	-	1	-	-	-	-	-	0	-	-	-	-	-	1	-	-
% Pedestrians	-	-	-	-	-	-	-	-	-	-	50.0	-	-	-	-	-	-	-	-	-	-	-	100.0	-	-

City of Lloydminster
4420-50 Avenue

Lloydminster, Alberta, Canada T9V 0W2
(780) 875-6184 waguinaldo@lloydminster.ca

Count Name: 25 Street and 53 Avenue
Site Code: 2553
Start Date: 05/21/2025

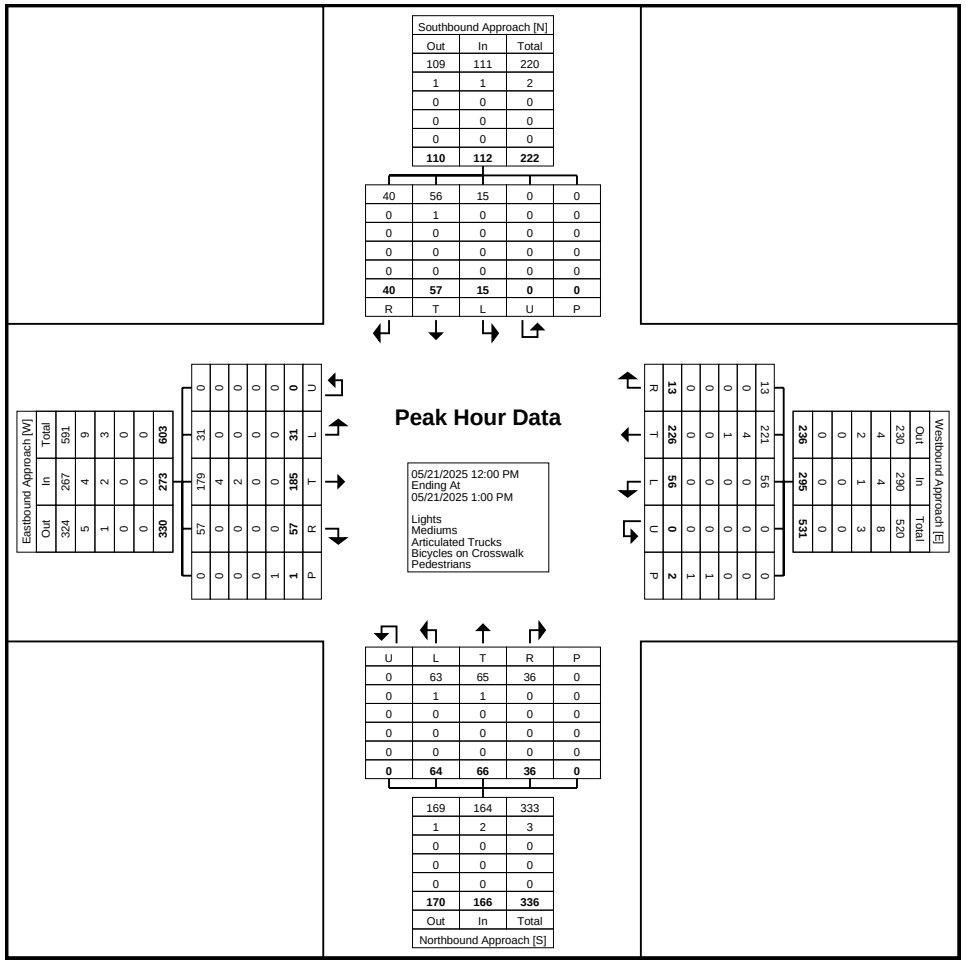

Turning Movement Peak Hour Data Plot (12:00 PM)

City of Lloydminster
4420-50 Avenue

Lloydminster, Alberta, Canada T9V 0W2
(780) 875-6184 waguinaldo@lloydminster.ca

Count Name: 25 Street and 53 Avenue
Site Code: 2553
Start Date: 05/21/2025

Turning Movement Peak Hour Data (4:45 PM)

Start Time	Southbound Approach						Westbound Approach						Northbound Approach						Eastbound Approach						
	Southbound						Westbound						Northbound						Eastbound						
	Right	Thru	Left	U-Turn	Peds	App. Total	Right	Thru	Left	U-Turn	Peds	App. Total	Right	Thru	Left	U-Turn	Peds	App. Total	Right	Thru	Left	U-Turn	Peds	App. Total	Int. Total
4:45 PM	16	29	5	0	0	50	8	62	16	0	2	86	13	16	16	0	0	45	24	85	11	0	0	120	301
5:00 PM	21	28	6	0	2	55	9	64	28	0	0	101	13	23	15	0	0	51	19	73	10	0	0	102	309
5:15 PM	7	18	3	0	0	28	8	54	16	0	0	78	6	15	11	0	0	32	34	96	18	0	0	148	286
5:30 PM	13	22	7	0	0	42	8	59	15	0	0	82	9	18	16	0	0	43	15	65	13	0	1	93	260
Total	57	97	21	0	2	175	33	239	75	0	2	347	41	72	58	0	0	171	92	319	52	0	1	463	1156
Approach %	32.6	55.4	12.0	0.0	-	-	9.5	68.9	21.6	0.0	-	-	24.0	42.1	33.9	0.0	-	-	19.9	68.9	11.2	0.0	-	-	-
Total %	4.9	8.4	1.8	0.0	-	15.1	2.9	20.7	6.5	0.0	-	30.0	3.5	6.2	5.0	0.0	-	14.8	8.0	27.6	4.5	0.0	-	40.1	-
PHF	0.679	0.836	0.750	0.000	-	0.795	0.917	0.934	0.670	0.000	-	0.859	0.788	0.783	0.906	0.000	-	0.838	0.676	0.831	0.722	0.000	-	0.782	0.935
Lights	57	97	21	0	-	175	33	238	75	0	-	346	41	72	58	0	-	171	91	317	52	0	-	460	1152
% Lights	100.0	100.0	100.0	-	-	100.0	100.0	99.6	100.0	-	-	99.7	100.0	100.0	100.0	-	-	100.0	98.9	99.4	100.0	-	-	99.4	99.7
Mediums	0	0	0	0	-	0	0	0	0	0	-	0	0	0	0	0	-	0	1	1	0	0	-	2	2
% Mediums	0.0	0.0	0.0	-	-	0.0	0.0	0.0	0.0	-	-	0.0	0.0	0.0	0.0	-	-	0.0	1.1	0.3	0.0	-	-	0.4	0.2
Articulated Trucks	0	0	0	0	-	0	0	1	0	0	-	1	0	0	0	0	-	0	0	1	0	0	-	1	2
% Articulated Trucks	0.0	0.0	0.0	-	-	0.0	0.0	0.4	0.0	-	-	0.3	0.0	0.0	0.0	-	-	0.0	0.0	0.3	0.0	-	-	0.2	0.2
Bicycles on Crosswalk	-	-	-	-	1	-	-	-	-	-	2	-	-	-	-	-	0	-	-	-	-	-	1	-	-
% Bicycles on Crosswalk	-	-	-	-	50.0	-	-	-	-	-	100.0	-	-	-	-	-	-	-	-	-	-	-	100.0	-	-
Pedestrians	-	-	-	-	1	-	-	-	-	-	0	-	-	-	-	-	0	-	-	-	-	-	0	-	-
% Pedestrians	-	-	-	-	50.0	-	-	-	-	-	0.0	-	-	-	-	-	-	-	-	-	-	-	0.0	-	-

City of Lloydminster
4420-50 Avenue

Lloydminster, Alberta, Canada T9V 0W2
(780) 875-6184 waguinaldo@lloydminster.ca

Count Name: 25 Street and 53 Avenue
Site Code: 2553
Start Date: 05/21/2025

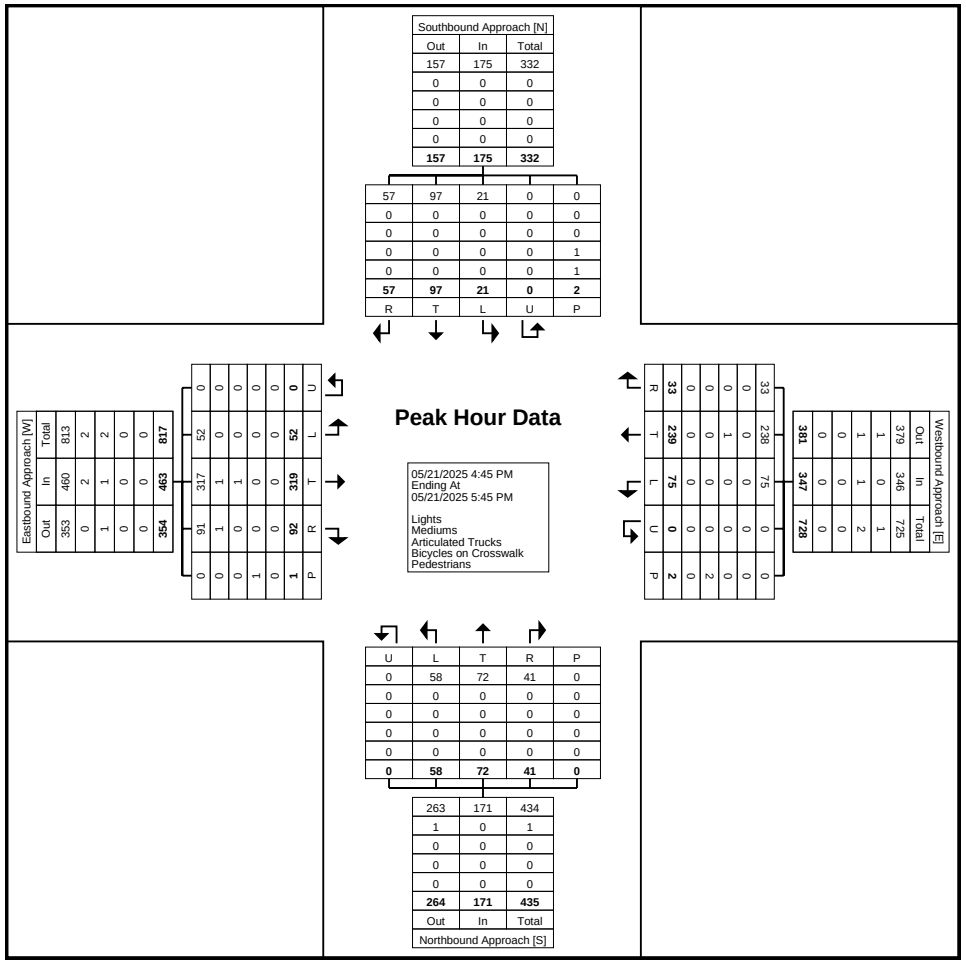

Turning Movement Peak Hour Data Plot (4:45 PM)

City of Lloydminster
4420-50 Avenue

Lloydminster, Alberta, Canada T9V 0W2
(780) 875-6184 waguinaldo@lloydminster.ca

Count Name: 25 Street and 57A Avenue
Site Code: 2557A
Start Date: 05/22/2025

Turning Movement Data

Start Time	Southbound Approach						Westbound Approach						Northbound Approach						Eastbound Approach						
	Southbound						Westbound						Northbound						Eastbound						
	Right	Thru	Left	U-Turn	Peds	App. Total	Right	Thru	Left	U-Turn	Peds	App. Total	Right	Thru	Left	U-Turn	Peds	App. Total	Right	Thru	Left	U-Turn	Peds	App. Total	Int. Total
7:00 AM	5	0	4	0	0	9	0	46	4	0	0	50	4	1	7	0	0	12	2	19	1	0	0	22	93
7:15 AM	5	1	1	0	0	7	3	52	2	0	0	57	4	2	12	0	0	18	0	25	2	0	0	27	109
7:30 AM	2	3	7	0	1	12	1	84	1	0	0	86	8	3	11	0	0	22	4	63	3	0	0	70	190
7:45 AM	10	5	4	0	0	19	3	125	1	0	1	129	21	3	13	0	0	37	5	74	7	0	2	86	271
Hourly Total	22	9	16	0	1	47	7	307	8	0	1	322	37	9	43	0	0	89	11	181	13	0	2	205	663
8:00 AM	12	3	6	0	1	21	4	89	2	0	1	95	6	8	17	0	0	31	12	52	4	0	0	68	215
8:15 AM	11	9	6	0	0	26	5	64	3	0	2	72	9	19	14	0	0	42	11	67	8	0	0	86	226
8:30 AM	7	4	5	0	0	16	0	81	4	0	1	85	6	5	13	0	0	24	8	53	6	0	1	67	192
8:45 AM	4	1	3	0	1	8	0	72	0	0	0	72	5	3	11	0	0	19	5	74	4	0	0	83	182
Hourly Total	34	17	20	0	2	71	9	306	9	0	4	324	26	35	55	0	0	116	36	246	22	0	1	304	815
*** BREAK ***	-	-	-	-	-	-	-	-	-	-	-	-	-	-	-	-	-	-	-	-	-	-	-	-	-
11:30 AM	8	2	1	0	0	11	4	57	4	0	0	65	8	3	12	0	0	23	4	68	0	0	0	72	171
11:45 AM	4	2	2	0	0	8	3	65	7	0	0	75	6	0	8	1	1	15	7	68	2	0	0	77	175
Hourly Total	12	4	3	0	0	19	7	122	11	0	0	140	14	3	20	1	1	38	11	136	2	0	0	149	346
12:00 PM	2	4	2	0	0	8	7	54	12	0	0	73	3	4	6	0	0	13	7	65	7	0	0	79	173
12:15 PM	2	4	2	0	0	8	3	62	7	0	0	72	6	4	9	0	0	19	12	69	5	0	0	86	185
12:30 PM	7	1	6	0	0	14	2	54	3	0	1	59	6	6	8	0	0	20	9	65	1	0	0	75	168
12:45 PM	5	3	7	0	0	15	1	106	6	0	0	113	10	3	11	0	0	24	7	73	2	1	0	83	235
Hourly Total	16	12	17	0	0	45	13	276	28	0	1	317	25	17	34	0	0	76	35	272	15	1	0	323	761
1:00 PM	3	4	5	0	0	12	0	70	5	0	0	75	11	2	12	0	0	25	8	64	3	0	0	75	187
1:15 PM	2	3	3	0	0	8	2	61	9	0	0	72	3	0	10	0	0	13	3	55	4	0	0	62	155
*** BREAK ***	-	-	-	-	-	-	-	-	-	-	-	-	-	-	-	-	-	-	-	-	-	-	-	-	-
Hourly Total	5	7	8	0	0	20	2	131	14	0	0	147	14	2	22	0	0	38	11	119	7	0	0	137	342
4:00 PM	6	2	2	0	0	10	6	60	11	0	0	77	4	2	7	0	0	13	11	99	5	0	0	115	215
4:15 PM	6	3	2	0	0	11	2	86	9	0	0	97	4	4	4	0	0	12	10	87	5	0	1	102	222
4:30 PM	3	4	4	0	0	11	5	60	9	0	0	74	7	0	7	0	0	14	11	102	4	0	0	117	216
4:45 PM	4	7	3	0	1	14	5	93	14	0	1	112	5	6	11	0	0	22	7	97	6	0	0	110	258
Hourly Total	19	16	11	0	1	46	18	299	43	0	1	360	20	12	29	0	0	61	39	385	20	0	1	444	911
5:00 PM	4	4	2	0	2	10	4	96	11	0	0	111	5	3	7	0	0	15	9	99	7	0	0	115	251
5:15 PM	5	4	3	0	0	12	2	82	12	0	0	96	5	4	4	0	0	13	5	120	12	0	0	137	258
5:30 PM	4	1	5	0	0	10	3	59	7	0	0	69	9	0	3	0	0	12	1	84	3	0	0	88	179
5:45 PM	3	2	4	0	1	9	0	62	10	0	0	72	6	2	9	0	0	17	4	80	4	0	0	88	186
Hourly Total	16	11	14	0	3	41	9	299	40	0	0	348	25	9	23	0	0	57	19	383	26	0	0	428	874
Grand Total	124	76	89	0	7	289	65	1740	153	0	7	1958	161	87	226	1	1	475	162	1722	105	1	4	1990	4712
Approach %	42.9	26.3	30.8	0.0	-	-	3.3	88.9	7.8	0.0	-	-	33.9	18.3	47.6	0.2	-	-	8.1	86.5	5.3	0.1	-	-	-

Total %	2.6	1.6	1.9	0.0	-	6.1	1.4	36.9	3.2	0.0	-	41.6	3.4	1.8	4.8	0.0	-	10.1	3.4	36.5	2.2	0.0	-	42.2	-
Lights	118	73	87	0	-	278	64	1719	152	0	-	1935	160	87	224	0	-	471	162	1695	103	1	-	1961	4645
% Lights	95.2	96.1	97.8	-	-	96.2	98.5	98.8	99.3	-	-	98.8	99.4	100.0	99.1	0.0	-	99.2	100.0	98.4	98.1	100.0	-	98.5	98.6
Mediums	6	3	2	0	-	11	1	15	1	0	-	17	1	0	2	1	-	4	0	19	2	0	-	21	53
% Mediums	4.8	3.9	2.2	-	-	3.8	1.5	0.9	0.7	-	-	0.9	0.6	0.0	0.9	100.0	-	0.8	0.0	1.1	1.9	0.0	-	1.1	1.1
Articulated Trucks	0	0	0	0	-	0	0	6	0	0	-	6	0	0	0	0	-	0	0	8	0	0	-	8	14
% Articulated Trucks	0.0	0.0	0.0	-	-	0.0	0.0	0.3	0.0	-	-	0.3	0.0	0.0	0.0	0.0	-	0.0	0.0	0.5	0.0	0.0	-	0.4	0.3
Bicycles on Crosswalk	-	-	-	-	3	-	-	-	-	-	4	-	-	-	-	-	0	-	-	-	-	-	1	-	-
% Bicycles on Crosswalk	-	-	-	-	42.9	-	-	-	-	-	57.1	-	-	-	-	-	0.0	-	-	-	-	-	25.0	-	-
Pedestrians	-	-	-	-	4	-	-	-	-	-	3	-	-	-	-	-	1	-	-	-	-	-	3	-	-
% Pedestrians	-	-	-	-	57.1	-	-	-	-	-	42.9	-	-	-	-	-	100.0	-	-	-	-	-	75.0	-	-

City of Lloydminster
4420-50 Avenue

Lloydminster, Alberta, Canada T9V 0W2
(780) 875-6184 waguinaldo@lloydminster.ca

Count Name: 25 Street and 57A Avenue
Site Code: 2557A
Start Date: 05/22/2025

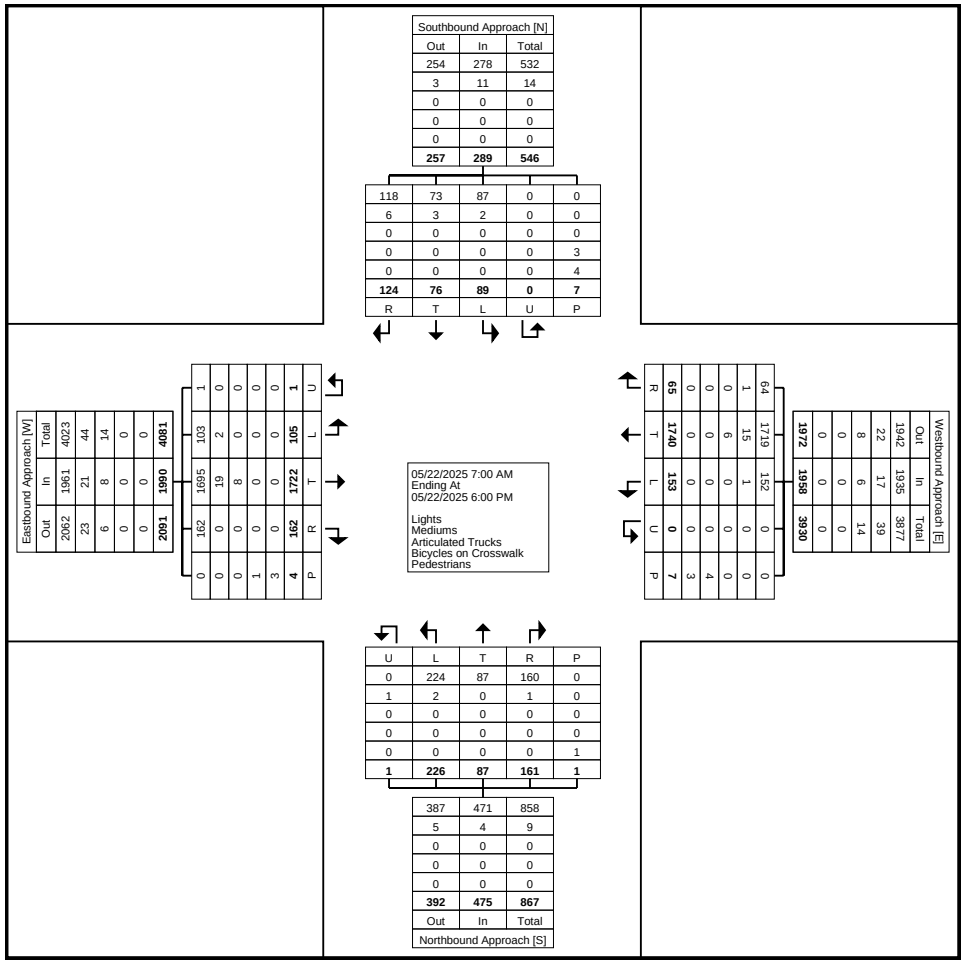

Turning Movement Data Plot

City of Lloydminster
4420-50 Avenue

Lloydminster, Alberta, Canada T9V 0W2
(780) 875-6184 waguinaldo@lloydminster.ca

Count Name: 25 Street and 57A Avenue
Site Code: 2557A
Start Date: 05/22/2025

Turning Movement Peak Hour Data (7:45 AM)

Start Time	Southbound Approach						Westbound Approach						Northbound Approach						Eastbound Approach						
	Southbound						Westbound						Northbound						Eastbound						
	Right	Thru	Left	U-Turn	Peds	App. Total	Right	Thru	Left	U-Turn	Peds	App. Total	Right	Thru	Left	U-Turn	Peds	App. Total	Right	Thru	Left	U-Turn	Peds	App. Total	Int. Total
7:45 AM	10	5	4	0	0	19	3	125	1	0	1	129	21	3	13	0	0	37	5	74	7	0	2	86	271
8:00 AM	12	3	6	0	1	21	4	89	2	0	1	95	6	8	17	0	0	31	12	52	4	0	0	68	215
8:15 AM	11	9	6	0	0	26	5	64	3	0	2	72	9	19	14	0	0	42	11	67	8	0	0	86	226
8:30 AM	7	4	5	0	0	16	0	81	4	0	1	85	6	5	13	0	0	24	8	53	6	0	1	67	192
Total	40	21	21	0	1	82	12	359	10	0	5	381	42	35	57	0	0	134	36	246	25	0	3	307	904
Approach %	48.8	25.6	25.6	0.0	-	-	3.1	94.2	2.6	0.0	-	-	31.3	26.1	42.5	0.0	-	-	11.7	80.1	8.1	0.0	-	-	-
Total %	4.4	2.3	2.3	0.0	-	9.1	1.3	39.7	1.1	0.0	-	42.1	4.6	3.9	6.3	0.0	-	14.8	4.0	27.2	2.8	0.0	-	34.0	-
PHF	0.833	0.583	0.875	0.000	-	0.788	0.600	0.718	0.625	0.000	-	0.738	0.500	0.461	0.838	0.000	-	0.798	0.750	0.831	0.781	0.000	-	0.892	0.834
Lights	36	20	21	0	-	77	11	353	10	0	-	374	42	35	57	0	-	134	36	235	24	0	-	295	880
% Lights	90.0	95.2	100.0	-	-	93.9	91.7	98.3	100.0	-	-	98.2	100.0	100.0	100.0	-	-	100.0	100.0	95.5	96.0	-	-	96.1	97.3
Mediums	4	1	0	0	-	5	1	6	0	0	-	7	0	0	0	0	-	0	0	7	1	0	-	8	20
% Mediums	10.0	4.8	0.0	-	-	6.1	8.3	1.7	0.0	-	-	1.8	0.0	0.0	0.0	-	-	0.0	0.0	2.8	4.0	-	-	2.6	2.2
Articulated Trucks	0	0	0	0	-	0	0	0	0	0	-	0	0	0	0	0	-	0	0	4	0	0	-	4	4
% Articulated Trucks	0.0	0.0	0.0	-	-	0.0	0.0	0.0	0.0	-	-	0.0	0.0	0.0	0.0	-	-	0.0	0.0	1.6	0.0	-	-	1.3	0.4
Bicycles on Crosswalk	-	-	-	-	1	-	-	-	-	-	4	-	-	-	-	-	0	-	-	-	-	-	0	-	-
% Bicycles on Crosswalk	-	-	-	-	100.0	-	-	-	-	-	80.0	-	-	-	-	-	-	-	-	-	-	-	0.0	-	-
Pedestrians	-	-	-	-	0	-	-	-	-	-	1	-	-	-	-	-	0	-	-	-	-	-	3	-	-
% Pedestrians	-	-	-	-	0.0	-	-	-	-	-	20.0	-	-	-	-	-	-	-	-	-	-	-	100.0	-	-

City of Lloydminster
4420-50 Avenue

Lloydminster, Alberta, Canada T9V 0W2
(780) 875-6184 waguinaldo@lloydminster.ca

Count Name: 25 Street and 57A Avenue
Site Code: 2557A
Start Date: 05/22/2025

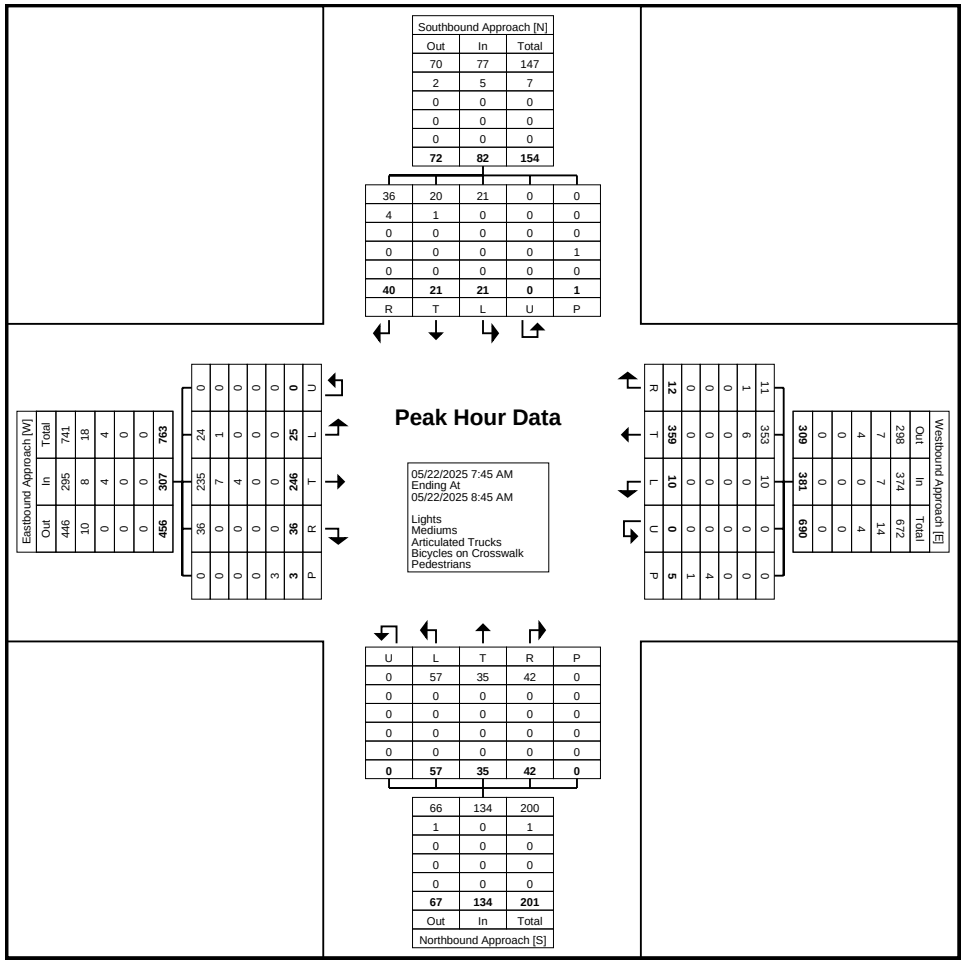

Turning Movement Peak Hour Data Plot (7:45 AM)

City of Lloydminster
4420-50 Avenue

Lloydminster, Alberta, Canada T9V 0W2
(780) 875-6184 waguinaldo@lloydminster.ca

Count Name: 25 Street and 57A Avenue
Site Code: 2557A
Start Date: 05/22/2025

Turning Movement Peak Hour Data (12:15 PM)

Start Time	Southbound Approach						Westbound Approach						Northbound Approach						Eastbound Approach						
	Southbound						Westbound						Northbound						Eastbound						
	Right	Thru	Left	U-Turn	Peds	App. Total	Right	Thru	Left	U-Turn	Peds	App. Total	Right	Thru	Left	U-Turn	Peds	App. Total	Right	Thru	Left	U-Turn	Peds	App. Total	Int. Total
12:15 PM	2	4	2	0	0	8	3	62	7	0	0	72	6	4	9	0	0	19	12	69	5	0	0	86	185
12:30 PM	7	1	6	0	0	14	2	54	3	0	1	59	6	6	8	0	0	20	9	65	1	0	0	75	168
12:45 PM	5	3	7	0	0	15	1	106	6	0	0	113	10	3	11	0	0	24	7	73	2	1	0	83	235
1:00 PM	3	4	5	0	0	12	0	70	5	0	0	75	11	2	12	0	0	25	8	64	3	0	0	75	187
Total	17	12	20	0	0	49	6	292	21	0	1	319	33	15	40	0	0	88	36	271	11	1	0	319	775
Approach %	34.7	24.5	40.8	0.0	-	-	1.9	91.5	6.6	0.0	-	-	37.5	17.0	45.5	0.0	-	-	11.3	85.0	3.4	0.3	-	-	-
Total %	2.2	1.5	2.6	0.0	-	6.3	0.8	37.7	2.7	0.0	-	41.2	4.3	1.9	5.2	0.0	-	11.4	4.6	35.0	1.4	0.1	-	41.2	-
PHF	0.607	0.750	0.714	0.000	-	0.817	0.500	0.689	0.750	0.000	-	0.706	0.750	0.625	0.833	0.000	-	0.880	0.750	0.928	0.550	0.250	-	0.927	0.824
Lights	17	12	19	0	-	48	6	284	21	0	-	311	33	15	40	0	-	88	36	269	11	1	-	317	764
% Lights	100.0	100.0	95.0	-	-	98.0	100.0	97.3	100.0	-	-	97.5	100.0	100.0	100.0	-	-	100.0	100.0	99.3	100.0	100.0	-	99.4	98.6
Mediums	0	0	1	0	-	1	0	5	0	0	-	5	0	0	0	0	-	0	0	1	0	0	-	1	7
% Mediums	0.0	0.0	5.0	-	-	2.0	0.0	1.7	0.0	-	-	1.6	0.0	0.0	0.0	-	-	0.0	0.0	0.4	0.0	0.0	-	0.3	0.9
Articulated Trucks	0	0	0	0	-	0	0	3	0	0	-	3	0	0	0	0	-	0	0	1	0	0	-	1	4
% Articulated Trucks	0.0	0.0	0.0	-	-	0.0	0.0	1.0	0.0	-	-	0.9	0.0	0.0	0.0	-	-	0.0	0.0	0.4	0.0	0.0	-	0.3	0.5
Bicycles on Crosswalk	-	-	-	-	0	-	-	-	-	-	0	-	-	-	-	-	0	-	-	-	-	-	0	-	-
% Bicycles on Crosswalk	-	-	-	-	-	-	-	-	-	-	0.0	-	-	-	-	-	-	-	-	-	-	-	-	-	-
Pedestrians	-	-	-	-	0	-	-	-	-	-	1	-	-	-	-	-	0	-	-	-	-	-	0	-	-
% Pedestrians	-	-	-	-	-	-	-	-	-	-	100.0	-	-	-	-	-	-	-	-	-	-	-	-	-	-

City of Lloydminster
4420-50 Avenue

Lloydminster, Alberta, Canada T9V 0W2
(780) 875-6184 waguinaldo@lloydminster.ca

Count Name: 25 Street and 57A Avenue
Site Code: 2557A
Start Date: 05/22/2025

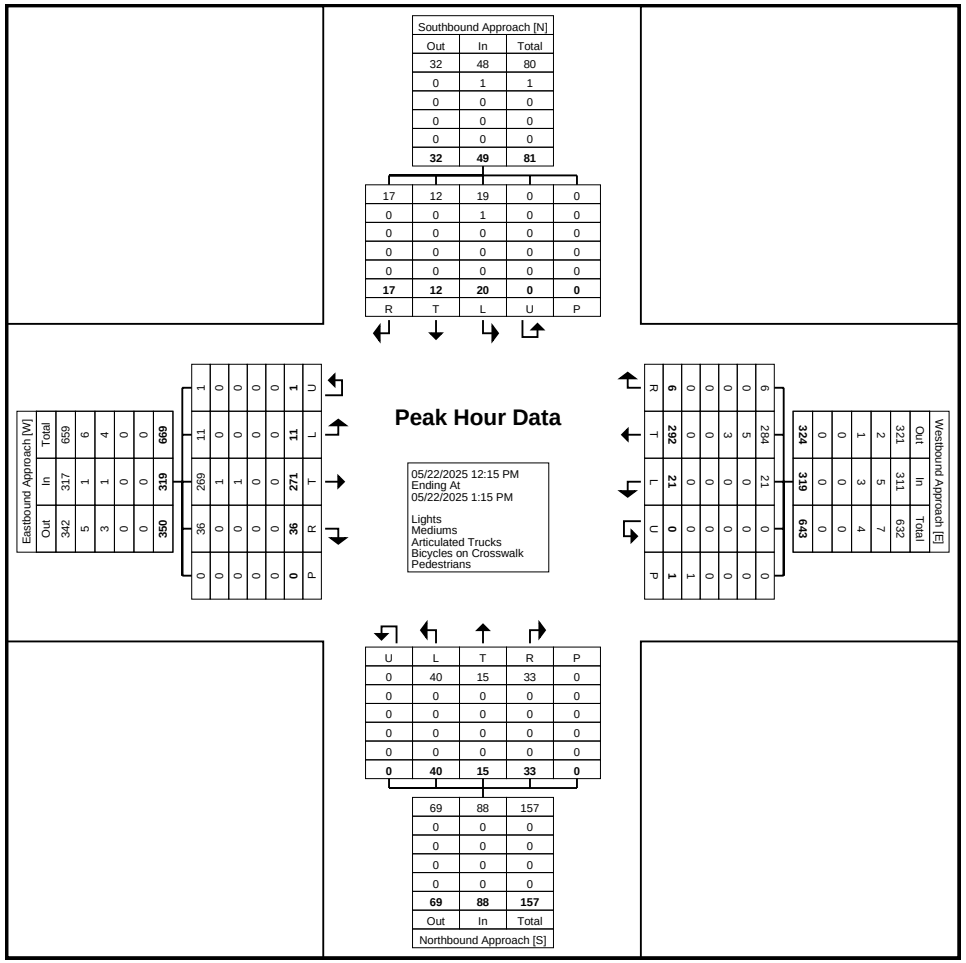

Turning Movement Peak Hour Data Plot (12:15 PM)

City of Lloydminster
4420-50 Avenue

Lloydminster, Alberta, Canada T9V 0W2
(780) 875-6184 waguinaldo@lloydminster.ca

Count Name: 25 Street and 57A Avenue
Site Code: 2557A
Start Date: 05/22/2025

Turning Movement Peak Hour Data (4:30 PM)

Start Time	Southbound Approach						Westbound Approach						Northbound Approach						Eastbound Approach						
	Southbound						Westbound						Northbound						Eastbound						
	Right	Thru	Left	U-Turn	Peds	App. Total	Right	Thru	Left	U-Turn	Peds	App. Total	Right	Thru	Left	U-Turn	Peds	App. Total	Right	Thru	Left	U-Turn	Peds	App. Total	Int. Total
4:30 PM	3	4	4	0	0	11	5	60	9	0	0	74	7	0	7	0	0	14	11	102	4	0	0	117	216
4:45 PM	4	7	3	0	1	14	5	93	14	0	1	112	5	6	11	0	0	22	7	97	6	0	0	110	258
5:00 PM	4	4	2	0	2	10	4	96	11	0	0	111	5	3	7	0	0	15	9	99	7	0	0	115	251
5:15 PM	5	4	3	0	0	12	2	82	12	0	0	96	5	4	4	0	0	13	5	120	12	0	0	137	258
Total	16	19	12	0	3	47	16	331	46	0	1	393	22	13	29	0	0	64	32	418	29	0	0	479	983
Approach %	34.0	40.4	25.5	0.0	-	-	4.1	84.2	11.7	0.0	-	-	34.4	20.3	45.3	0.0	-	-	6.7	87.3	6.1	0.0	-	-	-
Total %	1.6	1.9	1.2	0.0	-	4.8	1.6	33.7	4.7	0.0	-	40.0	2.2	1.3	3.0	0.0	-	6.5	3.3	42.5	3.0	0.0	-	48.7	-
PHF	0.800	0.679	0.750	0.000	-	0.839	0.800	0.862	0.821	0.000	-	0.877	0.786	0.542	0.659	0.000	-	0.727	0.727	0.871	0.604	0.000	-	0.874	0.953
Lights	15	18	12	0	-	45	16	327	45	0	-	388	22	13	29	0	-	64	32	417	29	0	-	478	975
% Lights	93.8	94.7	100.0	-	-	95.7	100.0	98.8	97.8	-	-	98.7	100.0	100.0	100.0	-	-	100.0	100.0	99.8	100.0	-	-	99.8	99.2
Mediums	1	1	0	0	-	2	0	2	1	0	-	3	0	0	0	0	-	0	0	1	0	0	-	1	6
% Mediums	6.3	5.3	0.0	-	-	4.3	0.0	0.6	2.2	-	-	0.8	0.0	0.0	0.0	-	-	0.0	0.0	0.2	0.0	-	-	0.2	0.6
Articulated Trucks	0	0	0	0	-	0	0	2	0	0	-	2	0	0	0	0	-	0	0	0	0	0	-	0	2
% Articulated Trucks	0.0	0.0	0.0	-	-	0.0	0.0	0.6	0.0	-	-	0.5	0.0	0.0	0.0	-	-	0.0	0.0	0.0	0.0	-	-	0.0	0.2
Bicycles on Crosswalk	-	-	-	-	1	-	-	-	-	-	0	-	-	-	-	-	0	-	-	-	-	-	0	-	-
% Bicycles on Crosswalk	-	-	-	-	33.3	-	-	-	-	-	0.0	-	-	-	-	-	-	-	-	-	-	-	-	-	-
Pedestrians	-	-	-	-	2	-	-	-	-	-	1	-	-	-	-	-	0	-	-	-	-	-	0	-	-
% Pedestrians	-	-	-	-	66.7	-	-	-	-	-	100.0	-	-	-	-	-	-	-	-	-	-	-	-	-	-

City of Lloydminster
4420-50 Avenue

Lloydminster, Alberta, Canada T9V 0W2
(780) 875-6184 waguinaldo@lloydminster.ca

Count Name: 25 Street and 57A Avenue
Site Code: 2557A
Start Date: 05/22/2025

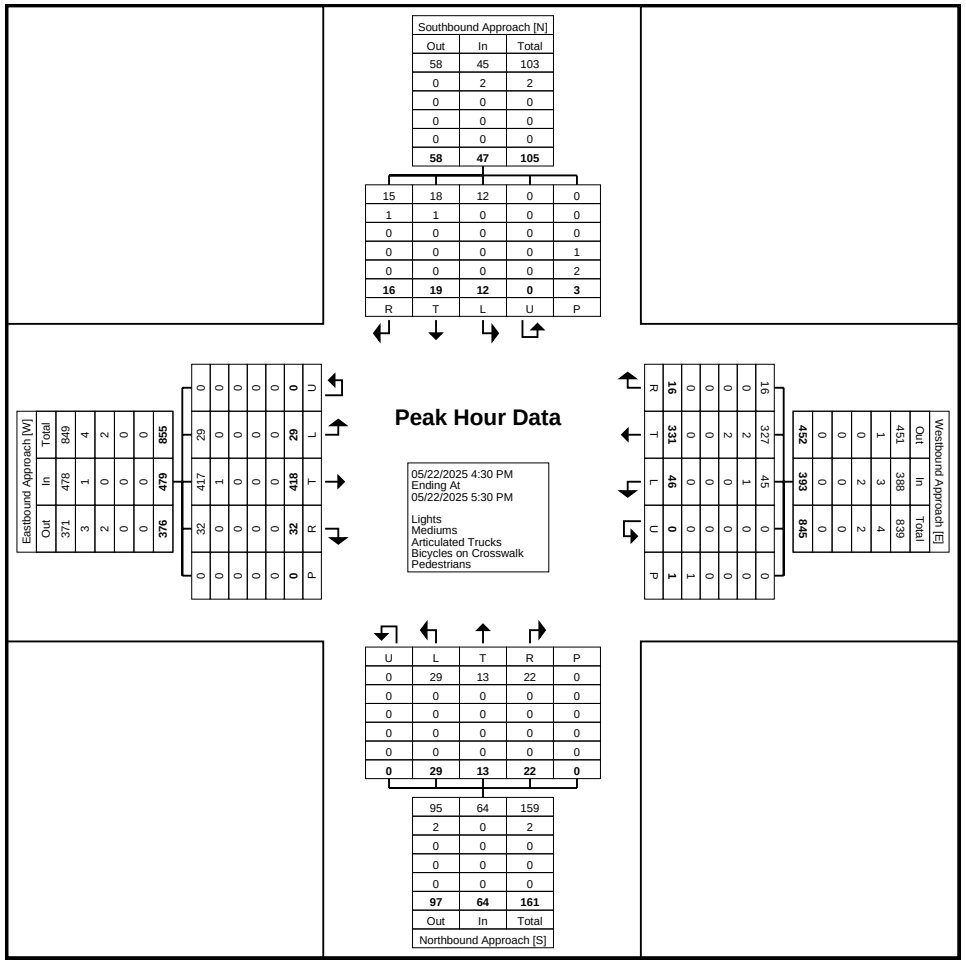

Turning Movement Peak Hour Data Plot (4:30 PM)

City of Lloydminster
4420-50 Avenue

Lloydminster, Alberta, Canada T9V 0W2
(780) 875-6184 waguinaldo@lloydminster.ca

Count Name: 27 Street and 52 Avenue
Site Code: 2752
Start Date: 05/21/2025
Page No: 1

Turning Movement Data

Start Time	Southbound Approach					Westbound Approach					Eastbound Approach					
	Southbound					Westbound					Eastbound					
	Right	Left	U-Turn	Peds	App. Total	Right	Thru	U-Turn	Peds	App. Total	Thru	Left	U-Turn	Peds	App. Total	Int. Total
7:00 AM	2	2	0	0	4	1	4	0	0	5	9	2	0	0	11	20
7:15 AM	1	0	0	0	1	1	4	0	0	5	12	8	0	0	20	26
7:30 AM	5	5	0	0	10	2	6	0	0	8	4	11	0	0	15	33
7:45 AM	14	3	0	0	17	5	7	0	0	12	32	18	0	0	50	79
Hourly Total	22	10	0	0	32	9	21	0	0	30	57	39	0	0	96	158
8:00 AM	15	2	0	2	17	1	18	0	1	19	24	28	0	2	52	88
8:15 AM	12	3	0	2	15	1	11	0	0	12	21	32	0	0	53	80
8:30 AM	9	1	0	1	10	4	12	0	0	16	14	25	0	0	39	65
8:45 AM	10	2	0	0	12	3	14	0	0	17	10	11	0	0	21	50
Hourly Total	46	8	0	5	54	9	55	0	1	64	69	96	0	2	165	283
*** BREAK ***	-	-	-	-	-	-	-	-	-	-	-	-	-	-	-	-
11:30 AM	16	2	0	0	18	6	9	0	0	15	11	11	0	0	22	55
11:45 AM	17	4	0	0	21	5	11	0	0	16	9	14	0	0	23	60
Hourly Total	33	6	0	0	39	11	20	0	0	31	20	25	0	0	45	115
12:00 PM	26	5	0	0	31	2	18	0	1	20	13	16	0	0	29	80
12:15 PM	26	4	0	0	30	8	14	0	0	22	12	11	0	0	23	75
12:30 PM	12	6	0	0	18	6	15	0	0	21	12	11	0	0	23	62
12:45 PM	12	3	0	0	15	3	16	0	0	19	14	31	0	0	45	79
Hourly Total	76	18	0	0	94	19	63	0	1	82	51	69	0	0	120	296
1:00 PM	19	4	0	0	23	5	12	0	0	17	15	14	0	0	29	69
1:15 PM	7	2	0	0	9	5	18	0	0	23	14	12	0	0	26	58
*** BREAK ***	-	-	-	-	-	-	-	-	-	-	-	-	-	-	-	-
Hourly Total	26	6	0	0	32	10	30	0	0	40	29	26	0	0	55	127
4:00 PM	26	8	0	0	34	7	18	0	3	25	11	22	0	0	33	92
4:15 PM	22	6	0	0	28	5	21	0	0	26	9	24	0	0	33	87
4:30 PM	25	3	0	0	28	5	19	0	0	24	7	22	0	0	29	81
4:45 PM	41	5	0	0	46	7	22	0	0	29	19	14	0	0	33	108
Hourly Total	114	22	0	0	136	24	80	0	3	104	46	82	0	0	128	368
5:00 PM	29	3	0	1	32	7	36	0	2	43	6	21	0	0	27	102
5:15 PM	21	8	0	0	29	7	17	0	0	24	12	19	0	0	31	84
5:30 PM	27	1	0	0	28	5	20	0	0	25	9	16	0	1	25	78
5:45 PM	21	6	0	3	27	3	18	0	2	21	12	18	1	0	31	79
Hourly Total	98	18	0	4	116	22	91	0	4	113	39	74	1	1	114	343
Grand Total	415	88	0	9	503	104	360	0	9	464	311	411	1	3	723	1690
Approach %	82.5	17.5	0.0	-	-	22.4	77.6	0.0	-	-	43.0	56.8	0.1	-	-	-
Total %	24.6	5.2	0.0	-	29.8	6.2	21.3	0.0	-	27.5	18.4	24.3	0.1	-	42.8	-

Lights	411	86	0	-	497	100	349	0	-	449	305	407	1	-	713	1659
% Lights	99.0	97.7	-	-	98.8	96.2	96.9	-	-	96.8	98.1	99.0	100.0	-	98.6	98.2
Mediums	4	2	0	-	6	4	10	0	-	14	5	4	0	-	9	29
% Mediums	1.0	2.3	-	-	1.2	3.8	2.8	-	-	3.0	1.6	1.0	0.0	-	1.2	1.7
Articulated Trucks	0	0	0	-	0	0	1	0	-	1	1	0	0	-	1	2
% Articulated Trucks	0.0	0.0	-	-	0.0	0.0	0.3	-	-	0.2	0.3	0.0	0.0	-	0.1	0.1
Bicycles on Crosswalk	-	-	-	0	-	-	-	-	4	-	-	-	-	0	-	-
% Bicycles on Crosswalk	-	-	-	0.0	-	-	-	-	44.4	-	-	-	-	0.0	-	-
Pedestrians	-	-	-	9	-	-	-	-	5	-	-	-	-	3	-	-
% Pedestrians	-	-	-	100.0	-	-	-	-	55.6	-	-	-	-	100.0	-	-

City of Lloydminster
4420-50 Avenue

Lloydminster, Alberta, Canada T9V 0W2
(780) 875-6184 waguinaldo@lloydminster.ca

Count Name: 27 Street and 52 Avenue
Site Code: 2752
Start Date: 05/21/2025

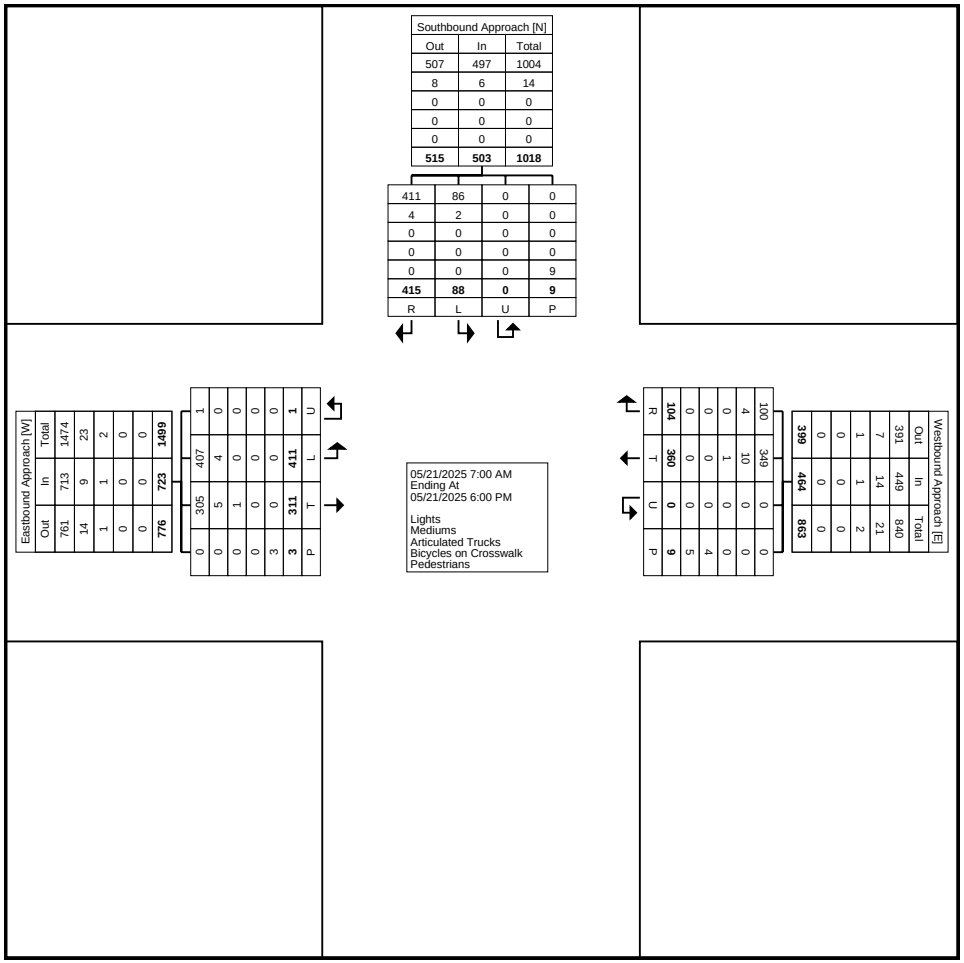

Turning Movement Data Plot

City of Lloydminster
4420-50 Avenue

Lloydminster, Alberta, Canada T9V 0W2
(780) 875-6184 waguinaldo@lloydminster.ca

Count Name: 27 Street and 52 Avenue
Site Code: 2752
Start Date: 05/21/2025

Turning Movement Peak Hour Data (7:45 AM)

Start Time	Southbound Approach					Westbound Approach					Eastbound Approach					
	Southbound					Westbound					Eastbound					
	Right	Left	U-Turn	Peds	App. Total	Right	Thru	U-Turn	Peds	App. Total	Thru	Left	U-Turn	Peds	App. Total	Int. Total
7:45 AM	14	3	0	0	17	5	7	0	0	12	32	18	0	0	50	79
8:00 AM	15	2	0	2	17	1	18	0	1	19	24	28	0	2	52	88
8:15 AM	12	3	0	2	15	1	11	0	0	12	21	32	0	0	53	80
8:30 AM	9	1	0	1	10	4	12	0	0	16	14	25	0	0	39	65
Total	50	9	0	5	59	11	48	0	1	59	91	103	0	2	194	312
Approach %	84.7	15.3	0.0	-	-	18.6	81.4	0.0	-	-	46.9	53.1	0.0	-	-	-
Total %	16.0	2.9	0.0	-	18.9	3.5	15.4	0.0	-	18.9	29.2	33.0	0.0	-	62.2	-
PHF	0.833	0.750	0.000	-	0.868	0.550	0.667	0.000	-	0.776	0.711	0.805	0.000	-	0.915	0.886
Lights	49	9	0	-	58	9	46	0	-	55	89	103	0	-	192	305
% Lights	98.0	100.0	-	-	98.3	81.8	95.8	-	-	93.2	97.8	100.0	-	-	99.0	97.8
Mediums	1	0	0	-	1	2	2	0	-	4	2	0	0	-	2	7
% Mediums	2.0	0.0	-	-	1.7	18.2	4.2	-	-	6.8	2.2	0.0	-	-	1.0	2.2
Articulated Trucks	0	0	0	-	0	0	0	0	-	0	0	0	0	-	0	0
% Articulated Trucks	0.0	0.0	-	-	0.0	0.0	0.0	-	-	0.0	0.0	0.0	-	-	0.0	0.0
Bicycles on Crosswalk	-	-	-	0	-	-	-	-	0	-	-	-	-	0	-	-
% Bicycles on Crosswalk	-	-	-	0.0	-	-	-	-	0.0	-	-	-	-	0.0	-	-
Pedestrians	-	-	-	5	-	-	-	-	1	-	-	-	-	2	-	-
% Pedestrians	-	-	-	100.0	-	-	-	-	100.0	-	-	-	-	100.0	-	-

City of Lloydminster
4420-50 Avenue

Lloydminster, Alberta, Canada T9V 0W2
(780) 875-6184 waguinaldo@lloydminster.ca

Count Name: 27 Street and 52 Avenue
Site Code: 2752
Start Date: 05/21/2025

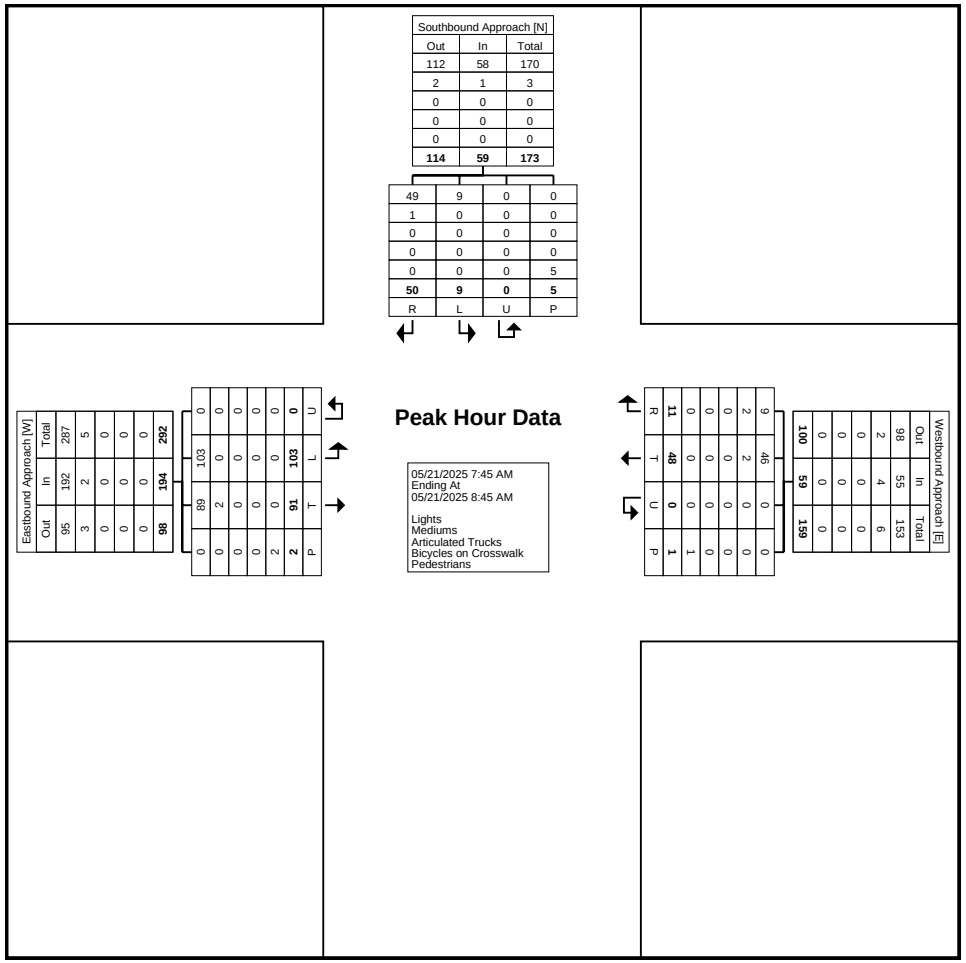

Turning Movement Peak Hour Data Plot (7:45 AM)

City of Lloydminster
4420-50 Avenue

Lloydminster, Alberta, Canada T9V 0W2
(780) 875-6184 waguinaldo@lloydminster.ca

Count Name: 27 Street and 52 Avenue
Site Code: 2752
Start Date: 05/21/2025

Turning Movement Peak Hour Data (12:00 PM)

Start Time	Southbound Approach					Westbound Approach					Eastbound Approach					
	Southbound					Westbound					Eastbound					
	Right	Left	U-Turn	Peds	App. Total	Right	Thru	U-Turn	Peds	App. Total	Thru	Left	U-Turn	Peds	App. Total	Int. Total
12:00 PM	26	5	0	0	31	2	18	0	1	20	13	16	0	0	29	80
12:15 PM	26	4	0	0	30	8	14	0	0	22	12	11	0	0	23	75
12:30 PM	12	6	0	0	18	6	15	0	0	21	12	11	0	0	23	62
12:45 PM	12	3	0	0	15	3	16	0	0	19	14	31	0	0	45	79
Total	76	18	0	0	94	19	63	0	1	82	51	69	0	0	120	296
Approach %	80.9	19.1	0.0	-	-	23.2	76.8	0.0	-	-	42.5	57.5	0.0	-	-	-
Total %	25.7	6.1	0.0	-	31.8	6.4	21.3	0.0	-	27.7	17.2	23.3	0.0	-	40.5	-
PHF	0.731	0.750	0.000	-	0.758	0.594	0.875	0.000	-	0.932	0.911	0.556	0.000	-	0.667	0.925
Lights	75	17	0	-	92	19	61	0	-	80	50	67	0	-	117	289
% Lights	98.7	94.4	-	-	97.9	100.0	96.8	-	-	97.6	98.0	97.1	-	-	97.5	97.6
Mediums	1	1	0	-	2	0	2	0	-	2	1	2	0	-	3	7
% Mediums	1.3	5.6	-	-	2.1	0.0	3.2	-	-	2.4	2.0	2.9	-	-	2.5	2.4
Articulated Trucks	0	0	0	-	0	0	0	0	-	0	0	0	0	-	0	0
% Articulated Trucks	0.0	0.0	-	-	0.0	0.0	0.0	-	-	0.0	0.0	0.0	-	-	0.0	0.0
Bicycles on Crosswalk	-	-	-	0	-	-	-	-	0	-	-	-	-	0	-	-
% Bicycles on Crosswalk	-	-	-	-	-	-	-	-	0.0	-	-	-	-	-	-	-
Pedestrians	-	-	-	0	-	-	-	-	1	-	-	-	-	0	-	-
% Pedestrians	-	-	-	-	-	-	-	-	100.0	-	-	-	-	-	-	-

City of Lloydminster
4420-50 Avenue

Lloydminster, Alberta, Canada T9V 0W2
(780) 875-6184 waguinaldo@lloydminster.ca

Count Name: 27 Street and 52 Avenue
Site Code: 2752
Start Date: 05/21/2025

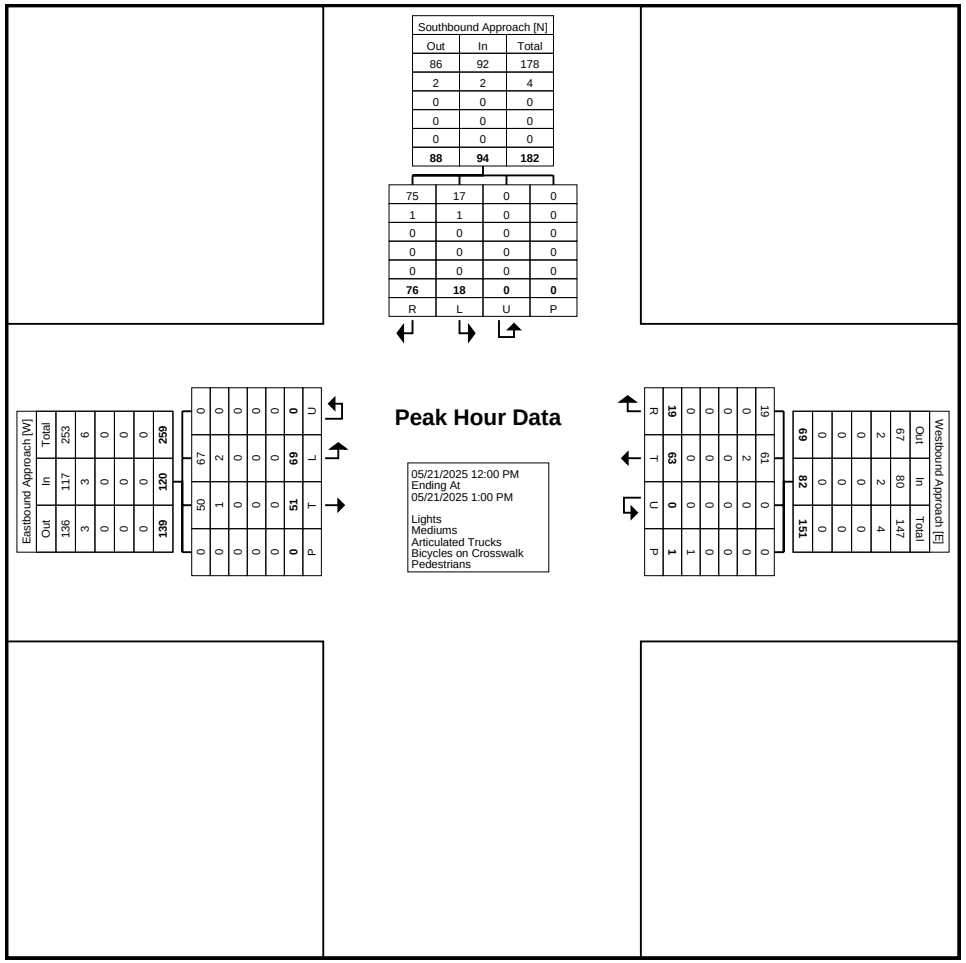

Turning Movement Peak Hour Data Plot (12:00 PM)

City of Lloydminster
4420-50 Avenue

Lloydminster, Alberta, Canada T9V 0W2
(780) 875-6184 waguinaldo@lloydminster.ca

Count Name: 27 Street and 52 Avenue
Site Code: 2752
Start Date: 05/21/2025

Turning Movement Peak Hour Data (4:15 PM)

Start Time	Southbound Approach					Westbound Approach					Eastbound Approach					
	Southbound					Westbound					Eastbound					
	Right	Left	U-Turn	Peds	App. Total	Right	Thru	U-Turn	Peds	App. Total	Thru	Left	U-Turn	Peds	App. Total	Int. Total
4:15 PM	22	6	0	0	28	5	21	0	0	26	9	24	0	0	33	87
4:30 PM	25	3	0	0	28	5	19	0	0	24	7	22	0	0	29	81
4:45 PM	41	5	0	0	46	7	22	0	0	29	19	14	0	0	33	108
5:00 PM	29	3	0	1	32	7	36	0	2	43	6	21	0	0	27	102
Total	117	17	0	1	134	24	98	0	2	122	41	81	0	0	122	378
Approach %	87.3	12.7	0.0	-	-	19.7	80.3	0.0	-	-	33.6	66.4	0.0	-	-	-
Total %	31.0	4.5	0.0	-	35.4	6.3	25.9	0.0	-	32.3	10.8	21.4	0.0	-	32.3	-
PHF	0.713	0.708	0.000	-	0.728	0.857	0.681	0.000	-	0.709	0.539	0.844	0.000	-	0.924	0.875
Lights	117	17	0	-	134	23	98	0	-	121	41	81	0	-	122	377
% Lights	100.0	100.0	-	-	100.0	95.8	100.0	-	-	99.2	100.0	100.0	-	-	100.0	99.7
Mediums	0	0	0	-	0	1	0	0	-	1	0	0	0	-	0	1
% Mediums	0.0	0.0	-	-	0.0	4.2	0.0	-	-	0.8	0.0	0.0	-	-	0.0	0.3
Articulated Trucks	0	0	0	-	0	0	0	0	-	0	0	0	0	-	0	0
% Articulated Trucks	0.0	0.0	-	-	0.0	0.0	0.0	-	-	0.0	0.0	0.0	-	-	0.0	0.0
Bicycles on Crosswalk	-	-	-	0	-	-	-	-	0	-	-	-	-	0	-	-
% Bicycles on Crosswalk	-	-	-	0.0	-	-	-	-	0.0	-	-	-	-	-	-	-
Pedestrians	-	-	-	1	-	-	-	-	2	-	-	-	-	0	-	-
% Pedestrians	-	-	-	100.0	-	-	-	-	100.0	-	-	-	-	-	-	-

City of Lloydminster
4420-50 Avenue

Lloydminster, Alberta, Canada T9V 0W2
(780) 875-6184 waguinaldo@lloydminster.ca

Count Name: 27 Street and 52 Avenue
Site Code: 2752
Start Date: 05/21/2025

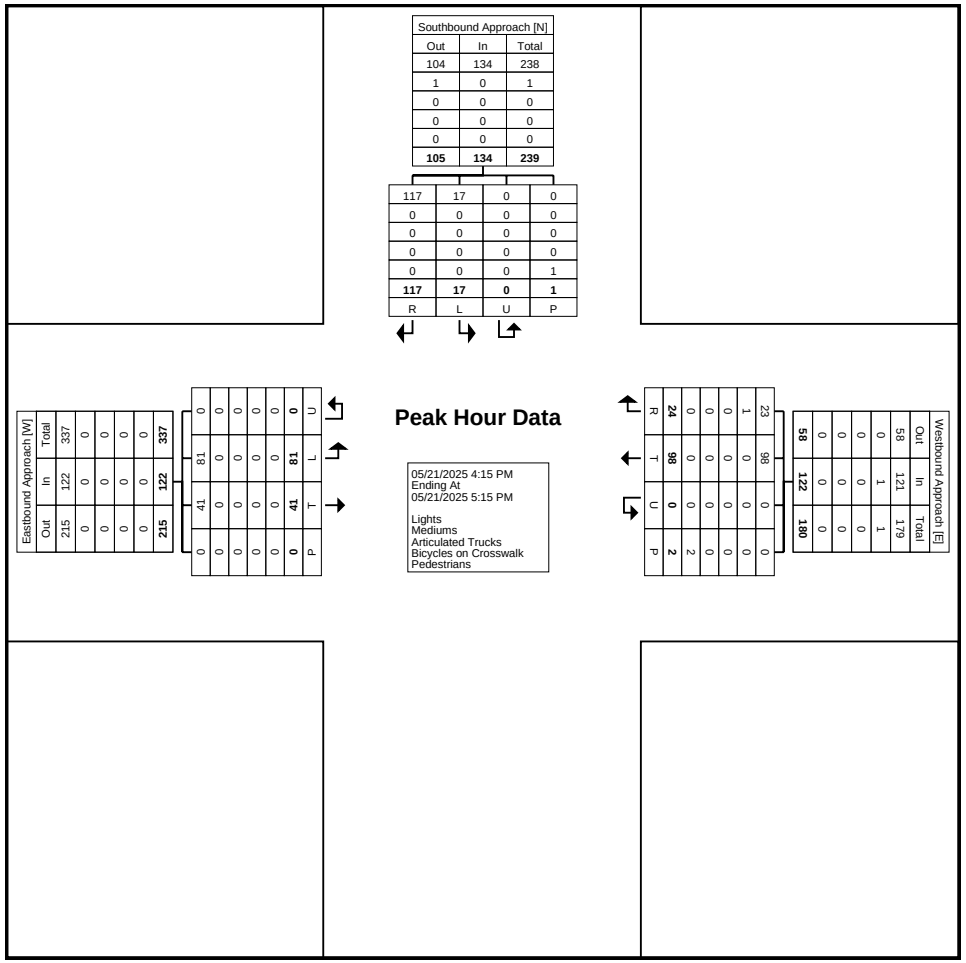

Turning Movement Peak Hour Data Plot (4:15 PM)

City of Lloydminster
4420-50 Avenue

Lloydminster, Alberta, Canada T9V 0W2
(780) 875-6184 waguinaldo@lloydminster.ca

Count Name: 29 Street and 49 Avenue
Site Code: 2949
Start Date: 07/03/2025
Page No: 1

Turning Movement Data

Start Time	Southbound Approach					Northbound Approach					Eastbound Approach					
	Southbound					Northbound					Eastbound					
	Right	Thru	U-Turn	Peds	App. Total	Thru	Left	U-Turn	Peds	App. Total	Right	Left	U-Turn	Peds	App. Total	Int. Total
7:00 AM	6	3	0	1	9	2	6	0	2	8	1	3	0	0	4	21
7:15 AM	5	1	0	2	6	6	7	0	0	13	2	1	0	0	3	22
7:30 AM	16	0	0	0	16	6	7	0	0	13	2	2	0	1	4	33
7:45 AM	19	5	0	1	24	21	10	0	1	31	1	13	0	1	14	69
Hourly Total	46	9	0	4	55	35	30	0	3	65	6	19	0	2	25	145
8:00 AM	11	1	0	0	12	8	7	0	0	15	2	12	0	0	14	41
8:15 AM	6	2	0	1	8	9	6	0	0	15	2	5	0	0	7	30
8:30 AM	15	2	0	1	17	4	7	0	0	11	2	3	0	0	5	33
8:45 AM	12	1	0	0	13	8	10	0	0	18	2	8	0	0	10	41
Hourly Total	44	6	0	2	50	29	30	0	0	59	8	28	0	0	36	145
*** BREAK ***	-	-	-	-	-	-	-	-	-	-	-	-	-	-	-	-
11:30 AM	17	3	0	0	20	6	3	0	0	9	5	5	0	0	10	39
11:45 AM	12	13	0	1	25	5	8	0	0	13	8	13	0	0	21	59
Hourly Total	29	16	0	1	45	11	11	0	0	22	13	18	0	0	31	98
12:00 PM	24	17	0	2	41	5	7	0	0	12	7	15	0	0	22	75
12:15 PM	26	12	0	1	38	6	8	0	0	14	13	7	0	0	20	72
12:30 PM	11	12	0	3	23	8	6	0	0	14	10	9	0	0	19	56
12:45 PM	19	12	0	0	31	14	15	0	0	29	8	17	0	0	25	85
Hourly Total	80	53	0	6	133	33	36	0	0	69	38	48	0	0	86	288
1:00 PM	16	12	0	1	28	3	12	0	0	15	8	18	0	5	26	69
1:15 PM	30	3	0	4	33	5	10	0	0	15	8	18	0	1	26	74
*** BREAK ***	-	-	-	-	-	-	-	-	-	-	-	-	-	-	-	-
Hourly Total	46	15	0	5	61	8	22	0	0	30	16	36	0	6	52	143
4:00 PM	11	18	0	5	29	2	9	0	0	11	12	14	0	3	26	66
4:15 PM	22	12	0	2	34	5	7	0	0	12	12	14	0	2	26	72
4:30 PM	19	9	0	1	28	3	2	0	0	5	13	13	0	1	26	59
4:45 PM	23	10	0	0	33	7	3	0	0	10	12	21	0	0	33	76
Hourly Total	75	49	0	8	124	17	21	0	0	38	49	62	0	6	111	273
5:00 PM	15	27	0	5	42	2	11	0	3	13	18	22	0	0	40	95
5:15 PM	25	28	0	0	53	4	4	0	1	8	10	10	0	1	20	81
5:30 PM	18	17	0	0	35	6	9	0	0	15	12	14	0	1	26	76
5:45 PM	19	14	0	4	33	8	8	0	0	16	11	6	0	0	17	66
Hourly Total	77	86	0	9	163	20	32	0	4	52	51	52	0	2	103	318
Grand Total	397	234	0	35	631	153	182	0	7	335	181	263	0	16	444	1410
Approach %	62.9	37.1	0.0	-	-	45.7	54.3	0.0	-	-	40.8	59.2	0.0	-	-	-
Total %	28.2	16.6	0.0	-	44.8	10.9	12.9	0.0	-	23.8	12.8	18.7	0.0	-	31.5	-

Lights	392	232	0	-	624	153	182	0	-	335	180	259	0	-	439	1398
% Lights	98.7	99.1	-	-	98.9	100.0	100.0	-	-	100.0	99.4	98.5	-	-	98.9	99.1
Mediums	5	2	0	-	7	0	0	0	-	0	1	4	0	-	5	12
% Mediums	1.3	0.9	-	-	1.1	0.0	0.0	-	-	0.0	0.6	1.5	-	-	1.1	0.9
Articulated Trucks	0	0	0	-	0	0	0	0	-	0	0	0	0	-	0	0
% Articulated Trucks	0.0	0.0	-	-	0.0	0.0	0.0	-	-	0.0	0.0	0.0	-	-	0.0	0.0
Bicycles on Crosswalk	-	-	-	5	-	-	-	-	0	-	-	-	-	2	-	-
% Bicycles on Crosswalk	-	-	-	14.3	-	-	-	-	0.0	-	-	-	-	12.5	-	-
Pedestrians	-	-	-	30	-	-	-	-	7	-	-	-	-	14	-	-
% Pedestrians	-	-	-	85.7	-	-	-	-	100.0	-	-	-	-	87.5	-	-

City of Lloydminster
4420-50 Avenue

Lloydminster, Alberta, Canada T9V 0W2
(780) 875-6184 waguinaldo@lloydminster.ca

Count Name: 29 Street and 49 Avenue
Site Code: 2949
Start Date: 07/03/2025

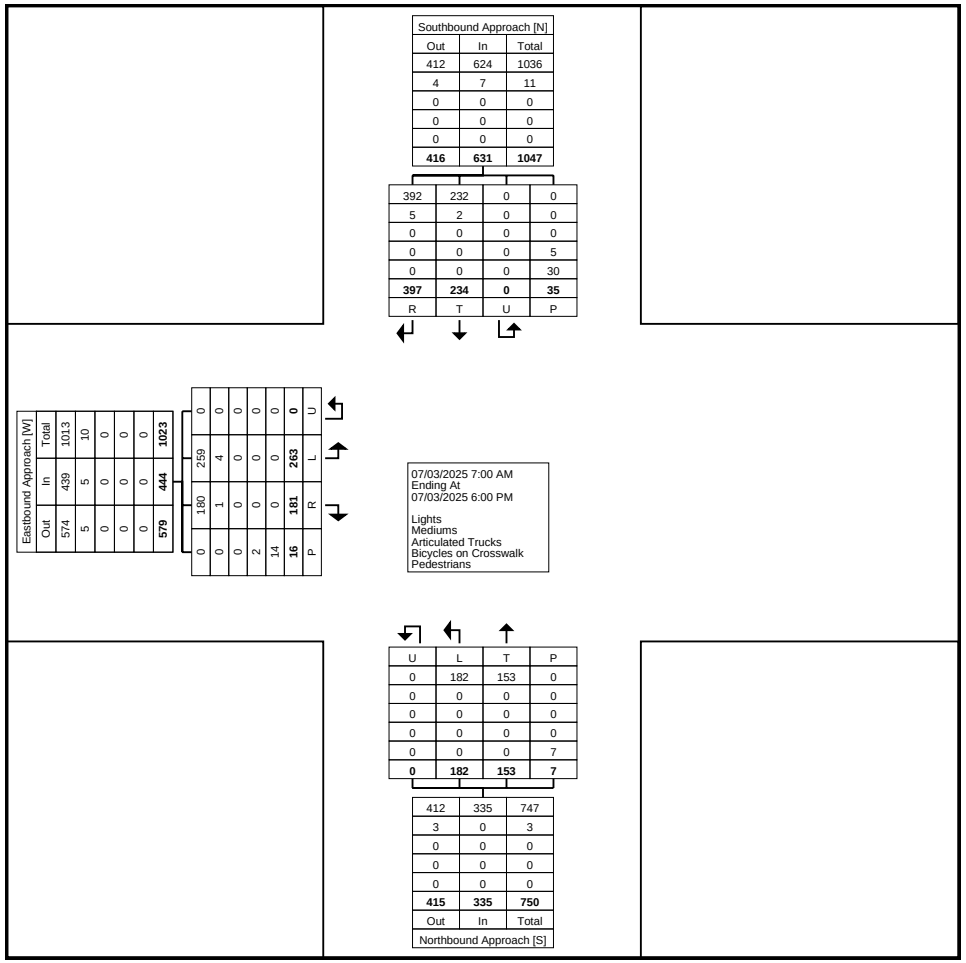

Turning Movement Data Plot

City of Lloydminster
4420-50 Avenue

Lloydminster, Alberta, Canada T9V 0W2
(780) 875-6184 waguinaldo@lloydminster.ca

Count Name: 29 Street and 49 Avenue
Site Code: 2949
Start Date: 07/03/2025

Turning Movement Peak Hour Data (7:30 AM)

Start Time	Southbound Approach					Northbound Approach					Eastbound Approach					
	Southbound					Northbound					Eastbound					
	Right	Thru	U-Turn	Peds	App. Total	Thru	Left	U-Turn	Peds	App. Total	Right	Left	U-Turn	Peds	App. Total	Int. Total
7:30 AM	16	0	0	0	16	6	7	0	0	13	2	2	0	1	4	33
7:45 AM	19	5	0	1	24	21	10	0	1	31	1	13	0	1	14	69
8:00 AM	11	1	0	0	12	8	7	0	0	15	2	12	0	0	14	41
8:15 AM	6	2	0	1	8	9	6	0	0	15	2	5	0	0	7	30
Total	52	8	0	2	60	44	30	0	1	74	7	32	0	2	39	173
Approach %	86.7	13.3	0.0	-	-	59.5	40.5	0.0	-	-	17.9	82.1	0.0	-	-	-
Total %	30.1	4.6	0.0	-	34.7	25.4	17.3	0.0	-	42.8	4.0	18.5	0.0	-	22.5	-
PHF	0.684	0.400	0.000	-	0.625	0.524	0.750	0.000	-	0.597	0.875	0.615	0.000	-	0.696	0.627
Lights	51	8	0	-	59	44	30	0	-	74	7	32	0	-	39	172
% Lights	98.1	100.0	-	-	98.3	100.0	100.0	-	-	100.0	100.0	100.0	-	-	100.0	99.4
Mediums	1	0	0	-	1	0	0	0	-	0	0	0	0	-	0	1
% Mediums	1.9	0.0	-	-	1.7	0.0	0.0	-	-	0.0	0.0	0.0	-	-	0.0	0.6
Articulated Trucks	0	0	0	-	0	0	0	0	-	0	0	0	0	-	0	0
% Articulated Trucks	0.0	0.0	-	-	0.0	0.0	0.0	-	-	0.0	0.0	0.0	-	-	0.0	0.0
Bicycles on Crosswalk	-	-	-	0	-	-	-	-	0	-	-	-	-	1	-	-
% Bicycles on Crosswalk	-	-	-	0.0	-	-	-	-	0.0	-	-	-	-	50.0	-	-
Pedestrians	-	-	-	2	-	-	-	-	1	-	-	-	-	1	-	-
% Pedestrians	-	-	-	100.0	-	-	-	-	100.0	-	-	-	-	50.0	-	-

City of Lloydminster
4420-50 Avenue

Lloydminster, Alberta, Canada T9V 0W2
(780) 875-6184 waguinaldo@lloydminster.ca

Count Name: 29 Street and 49 Avenue
Site Code: 2949
Start Date: 07/03/2025
Page No: 5

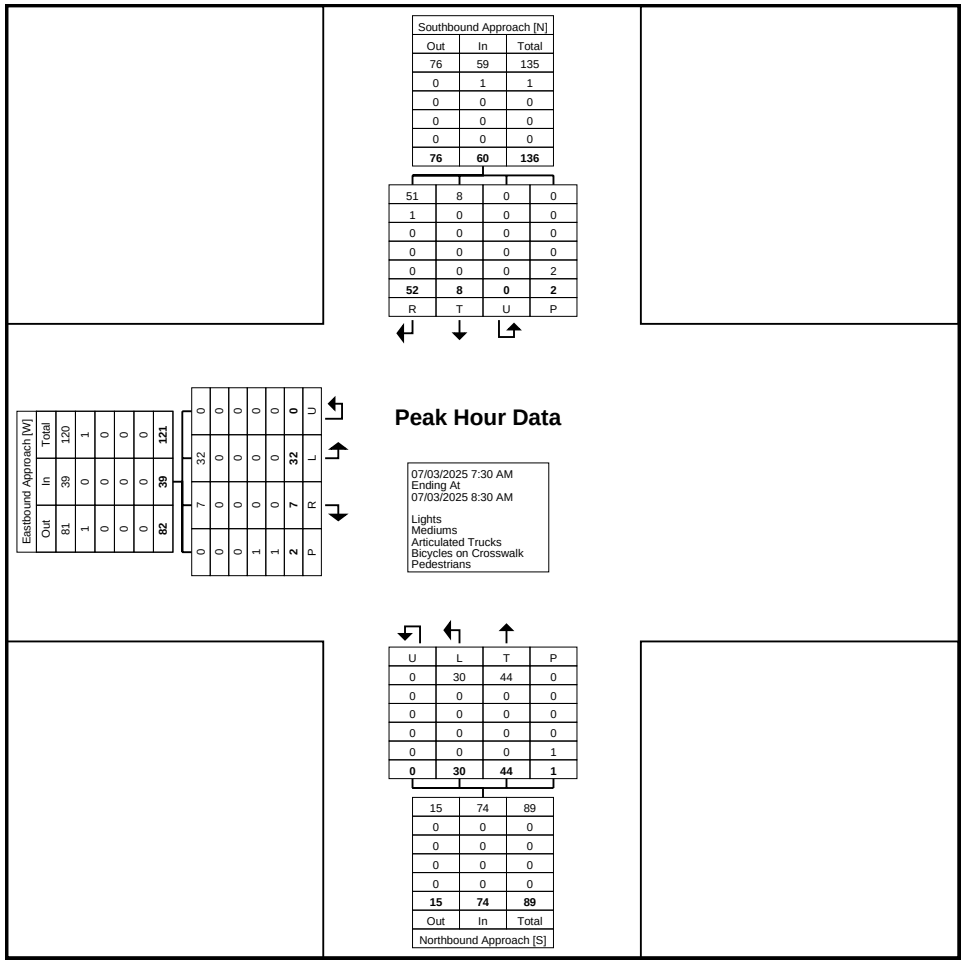

Turning Movement Peak Hour Data Plot (7:30 AM)

City of Lloydminster
4420-50 Avenue

Lloydminster, Alberta, Canada T9V 0W2
(780) 875-6184 waguinaldo@lloydminster.ca

Count Name: 29 Street and 49 Avenue
Site Code: 2949
Start Date: 07/03/2025

Turning Movement Peak Hour Data (12:00 PM)

Start Time	Southbound Approach					Northbound Approach					Eastbound Approach					
	Southbound					Northbound					Eastbound					
	Right	Thru	U-Turn	Peds	App. Total	Thru	Left	U-Turn	Peds	App. Total	Right	Left	U-Turn	Peds	App. Total	Int. Total
12:00 PM	24	17	0	2	41	5	7	0	0	12	7	15	0	0	22	75
12:15 PM	26	12	0	1	38	6	8	0	0	14	13	7	0	0	20	72
12:30 PM	11	12	0	3	23	8	6	0	0	14	10	9	0	0	19	56
12:45 PM	19	12	0	0	31	14	15	0	0	29	8	17	0	0	25	85
Total	80	53	0	6	133	33	36	0	0	69	38	48	0	0	86	288
Approach %	60.2	39.8	0.0	-	-	47.8	52.2	0.0	-	-	44.2	55.8	0.0	-	-	-
Total %	27.8	18.4	0.0	-	46.2	11.5	12.5	0.0	-	24.0	13.2	16.7	0.0	-	29.9	-
PHF	0.769	0.779	0.000	-	0.811	0.589	0.600	0.000	-	0.595	0.731	0.706	0.000	-	0.860	0.847
Lights	79	53	0	-	132	33	36	0	-	69	38	47	0	-	85	286
% Lights	98.8	100.0	-	-	99.2	100.0	100.0	-	-	100.0	100.0	97.9	-	-	98.8	99.3
Mediums	1	0	0	-	1	0	0	0	-	0	0	1	0	-	1	2
% Mediums	1.3	0.0	-	-	0.8	0.0	0.0	-	-	0.0	0.0	2.1	-	-	1.2	0.7
Articulated Trucks	0	0	0	-	0	0	0	0	-	0	0	0	0	-	0	0
% Articulated Trucks	0.0	0.0	-	-	0.0	0.0	0.0	-	-	0.0	0.0	0.0	-	-	0.0	0.0
Bicycles on Crosswalk	-	-	-	1	-	-	-	-	0	-	-	-	-	0	-	-
% Bicycles on Crosswalk	-	-	-	16.7	-	-	-	-	-	-	-	-	-	-	-	-
Pedestrians	-	-	-	5	-	-	-	-	0	-	-	-	-	0	-	-
% Pedestrians	-	-	-	83.3	-	-	-	-	-	-	-	-	-	-	-	-

City of Lloydminster
4420-50 Avenue

Lloydminster, Alberta, Canada T9V 0W2
(780) 875-6184 waguinaldo@lloydminster.ca

Count Name: 29 Street and 49 Avenue
Site Code: 2949
Start Date: 07/03/2025
Page No: 7

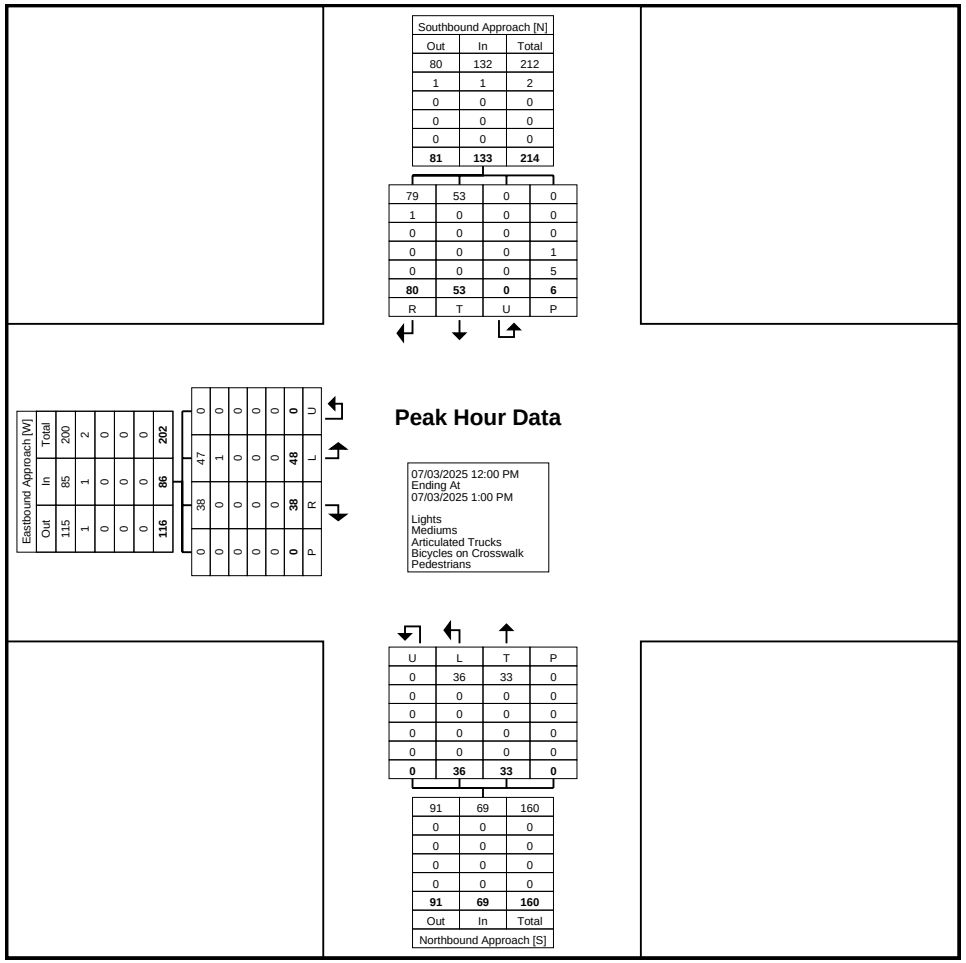

Turning Movement Peak Hour Data Plot (12:00 PM)

City of Lloydminster
4420-50 Avenue

Lloydminster, Alberta, Canada T9V 0W2
(780) 875-6184 waguinaldo@lloydminster.ca

Count Name: 29 Street and 49 Avenue
Site Code: 2949
Start Date: 07/03/2025

Turning Movement Peak Hour Data (4:45 PM)

Start Time	Southbound Approach					Northbound Approach					Eastbound Approach					
	Southbound					Northbound					Eastbound					
	Right	Thru	U-Turn	Peds	App. Total	Thru	Left	U-Turn	Peds	App. Total	Right	Left	U-Turn	Peds	App. Total	Int. Total
4:45 PM	23	10	0	0	33	7	3	0	0	10	12	21	0	0	33	76
5:00 PM	15	27	0	5	42	2	11	0	3	13	18	22	0	0	40	95
5:15 PM	25	28	0	0	53	4	4	0	1	8	10	10	0	1	20	81
5:30 PM	18	17	0	0	35	6	9	0	0	15	12	14	0	1	26	76
Total	81	82	0	5	163	19	27	0	4	46	52	67	0	2	119	328
Approach %	49.7	50.3	0.0	-	-	41.3	58.7	0.0	-	-	43.7	56.3	0.0	-	-	-
Total %	24.7	25.0	0.0	-	49.7	5.8	8.2	0.0	-	14.0	15.9	20.4	0.0	-	36.3	-
PHF	0.810	0.732	0.000	-	0.769	0.679	0.614	0.000	-	0.767	0.722	0.761	0.000	-	0.744	0.863
Lights	81	82	0	-	163	19	27	0	-	46	51	66	0	-	117	326
% Lights	100.0	100.0	-	-	100.0	100.0	100.0	-	-	100.0	98.1	98.5	-	-	98.3	99.4
Mediums	0	0	0	-	0	0	0	0	-	0	1	1	0	-	2	2
% Mediums	0.0	0.0	-	-	0.0	0.0	0.0	-	-	0.0	1.9	1.5	-	-	1.7	0.6
Articulated Trucks	0	0	0	-	0	0	0	0	-	0	0	0	0	-	0	0
% Articulated Trucks	0.0	0.0	-	-	0.0	0.0	0.0	-	-	0.0	0.0	0.0	-	-	0.0	0.0
Bicycles on Crosswalk	-	-	-	0	-	-	-	-	0	-	-	-	-	1	-	-
% Bicycles on Crosswalk	-	-	-	0.0	-	-	-	-	0.0	-	-	-	-	50.0	-	-
Pedestrians	-	-	-	5	-	-	-	-	4	-	-	-	-	1	-	-
% Pedestrians	-	-	-	100.0	-	-	-	-	100.0	-	-	-	-	50.0	-	-

City of Lloydminster
4420-50 Avenue

Lloydminster, Alberta, Canada T9V 0W2
(780) 875-6184 waguinaldo@lloydminster.ca

Count Name: 29 Street and 49 Avenue
Site Code: 2949
Start Date: 07/03/2025
Page No: 9

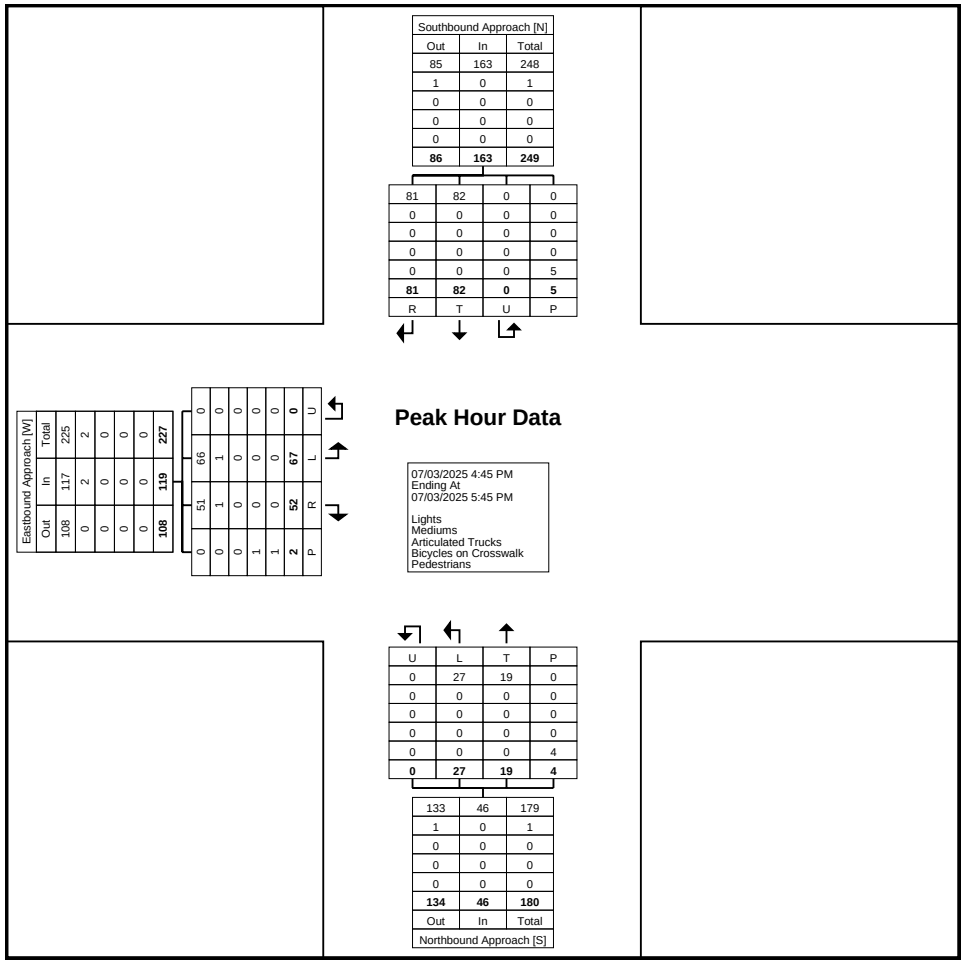

Turning Movement Peak Hour Data Plot (4:45 PM)

City of Lloydminster
4420-50 Avenue

Lloydminster, Alberta, Canada T9V 0W2
(780) 875-6184 waguinaldo@lloydminster.ca

Count Name: 29 Street and 75 Avenue
Site Code: 2975
Start Date: 05/15/2025
Page No: 1

Turning Movement Data

Start Time	Southbound Approach						Westbound Approach						Northbound Approach						Eastbound Approach						
	Southbound						Westbound						Northbound						Eastbound						
	Right	Thru	Left	U-Turn	Peds	App. Total	Right	Thru	Left	U-Turn	Peds	App. Total	Right	Thru	Left	U-Turn	Peds	App. Total	Right	Thru	Left	U-Turn	Peds	App. Total	Int. Total
7:00 AM	0	21	2	0	0	23	5	0	4	0	0	9	1	15	0	0	0	16	0	0	0	0	0	0	48
7:15 AM	0	14	4	0	1	18	9	0	5	0	0	14	0	28	0	0	0	28	0	0	0	0	0	0	60
7:30 AM	0	17	5	0	0	22	7	0	2	0	0	9	4	41	0	1	0	46	0	0	0	0	0	0	77
7:45 AM	0	25	5	0	0	30	12	0	6	0	0	18	0	41	0	0	0	41	0	0	0	0	0	0	89
Hourly Total	0	77	16	0	1	93	33	0	17	0	0	50	5	125	0	1	0	131	0	0	0	0	0	0	274
8:00 AM	0	19	1	0	0	20	9	0	8	0	0	17	0	43	0	0	0	43	1	0	0	0	0	1	81
8:15 AM	0	26	2	0	0	28	5	0	2	0	0	7	11	33	0	0	0	44	0	0	0	0	0	0	79
8:30 AM	0	23	2	0	0	25	6	0	7	0	0	13	6	69	0	0	0	75	0	0	0	0	0	0	113
8:45 AM	0	21	3	2	0	26	4	0	4	0	0	8	8	54	0	0	0	62	0	0	0	0	0	0	96
Hourly Total	0	89	8	2	0	99	24	0	21	0	0	45	25	199	0	0	0	224	1	0	0	0	0	1	369
*** BREAK ***	-	-	-	-	-	-	-	-	-	-	-	-	-	-	-	-	-	-	-	-	-	-	-	-	-
11:30 AM	0	48	2	0	0	50	4	0	6	0	0	10	5	37	0	0	0	42	0	0	0	0	0	0	102
11:45 AM	0	35	4	0	0	39	2	0	1	0	0	3	5	64	0	0	0	69	0	0	0	0	0	0	111
Hourly Total	0	83	6	0	0	89	6	0	7	0	0	13	10	101	0	0	0	111	0	0	0	0	0	0	213
12:00 PM	0	44	4	0	0	48	7	0	5	0	0	12	7	68	0	0	0	75	0	0	0	1	0	1	136
12:15 PM	0	60	2	0	0	62	6	0	7	0	0	13	5	49	0	0	0	54	0	0	0	0	0	0	129
12:30 PM	1	54	5	0	0	60	7	0	2	0	0	9	4	51	0	0	0	55	1	0	0	0	0	1	125
12:45 PM	0	46	5	0	0	51	6	0	5	0	0	11	2	62	0	0	0	64	0	0	0	0	0	0	126
Hourly Total	1	204	16	0	0	221	26	0	19	0	0	45	18	230	0	0	0	248	1	0	0	1	0	2	516
1:00 PM	0	47	5	0	0	52	3	0	2	0	0	5	0	47	0	0	0	47	0	0	0	0	0	0	104
1:15 PM	0	44	3	0	0	47	4	0	5	0	0	9	4	46	0	0	0	50	0	0	0	0	0	0	106
*** BREAK ***	-	-	-	-	-	-	-	-	-	-	-	-	-	-	-	-	-	-	-	-	-	-	-	-	-
Hourly Total	0	91	8	0	0	99	7	0	7	0	0	14	4	93	0	0	0	97	0	0	0	0	0	0	210
4:00 PM	0	75	11	0	0	86	6	0	4	0	0	10	5	51	0	0	0	56	0	0	0	0	0	0	152
4:15 PM	0	66	5	0	0	71	7	0	6	0	0	13	7	82	0	0	0	89	0	0	0	0	0	0	173
4:30 PM	0	69	9	0	0	78	7	0	6	0	0	13	7	72	0	0	0	79	0	0	0	0	0	0	170
4:45 PM	0	49	8	0	0	57	3	0	2	0	0	5	3	63	0	0	0	66	0	0	0	0	0	0	128
Hourly Total	0	259	33	0	0	292	23	0	18	0	0	41	22	268	0	0	0	290	0	0	0	0	0	0	623
5:00 PM	0	62	11	0	0	73	5	0	4	0	0	9	9	66	0	0	0	75	0	0	0	0	0	0	157
5:15 PM	0	65	7	0	0	72	9	0	5	0	0	14	4	74	0	0	0	78	0	0	0	0	0	0	164
5:30 PM	0	49	5	0	0	54	5	0	2	0	0	7	10	64	0	0	0	74	0	0	0	0	0	0	135
5:45 PM	0	53	2	0	0	55	5	0	3	0	0	8	5	51	0	0	0	56	0	0	0	0	0	0	119
Hourly Total	0	229	25	0	0	254	24	0	14	0	0	38	28	255	0	0	0	283	0	0	0	0	0	0	575
Grand Total	1	1032	112	2	1	1147	143	0	103	0	0	246	112	1271	0	1	0	1384	2	0	0	1	0	3	2780
Approach %	0.1	90.0	9.8	0.2	-	-	58.1	0.0	41.9	0.0	-	-	8.1	91.8	0.0	0.1	-	-	66.7	0.0	0.0	33.3	-	-	-

Total %	0.0	37.1	4.0	0.1	-	41.3	5.1	0.0	3.7	0.0	-	8.8	4.0	45.7	0.0	0.0	-	49.8	0.1	0.0	0.0	0.0	-	0.1	-
Lights	1	1007	106	2	-	1116	140	0	103	0	-	243	111	1205	0	1	-	1317	2	0	0	1	-	3	2679
% Lights	100.0	97.6	94.6	100.0	-	97.3	97.9	-	100.0	-	-	98.8	99.1	94.8	-	100.0	-	95.2	100.0	-	-	100.0	-	100.0	96.4
Mediums	0	12	6	0	-	18	3	0	0	0	-	3	1	36	0	0	-	37	0	0	0	0	-	0	58
% Mediums	0.0	1.2	5.4	0.0	-	1.6	2.1	-	0.0	-	-	1.2	0.9	2.8	-	0.0	-	2.7	0.0	-	-	0.0	-	0.0	2.1
Articulated Trucks	0	13	0	0	-	13	0	0	0	0	-	0	0	30	0	0	-	30	0	0	0	0	-	0	43
% Articulated Trucks	0.0	1.3	0.0	0.0	-	1.1	0.0	-	0.0	-	-	0.0	0.0	2.4	-	0.0	-	2.2	0.0	-	-	0.0	-	0.0	1.5
Bicycles on Crosswalk	-	-	-	-	0	-	-	-	-	-	0	-	-	-	-	-	0	-	-	-	-	-	0	-	-
% Bicycles on Crosswalk	-	-	-	-	0.0	-	-	-	-	-	-	-	-	-	-	-	-	-	-	-	-	-	-	-	-
Pedestrians	-	-	-	-	1	-	-	-	-	-	0	-	-	-	-	-	0	-	-	-	-	-	0	-	-
% Pedestrians	-	-	-	-	100.0	-	-	-	-	-	-	-	-	-	-	-	-	-	-	-	-	-	-	-	-

City of Lloydminster
4420-50 Avenue

Lloydminster, Alberta, Canada T9V 0W2
(780) 875-6184 waguinaldo@lloydminster.ca

Count Name: 29 Street and 75 Avenue
Site Code: 2975
Start Date: 05/15/2025

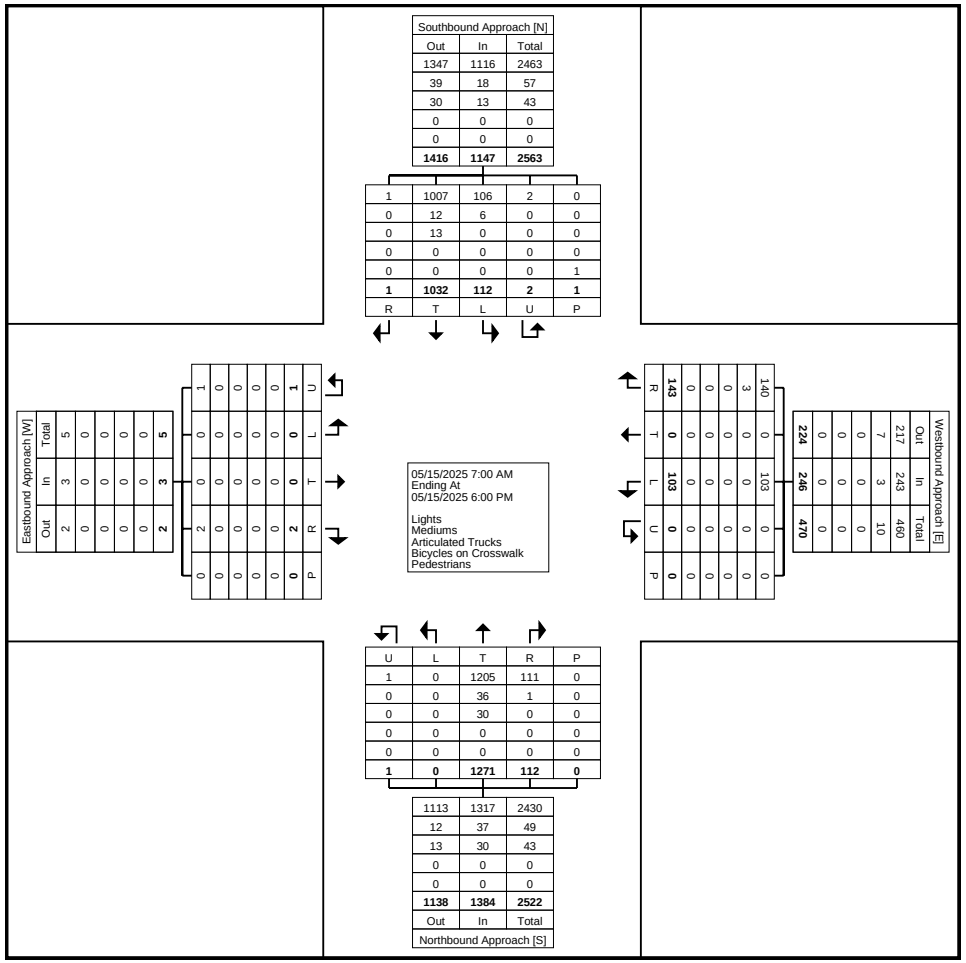

Turning Movement Data Plot

City of Lloydminster
4420-50 Avenue

Lloydminster, Alberta, Canada T9V 0W2
(780) 875-6184 waguinaldo@lloydminster.ca

Count Name: 29 Street and 75 Avenue
Site Code: 2975
Start Date: 05/15/2025

Turning Movement Peak Hour Data (8:00 AM)

Start Time	Southbound Approach						Westbound Approach						Northbound Approach						Eastbound Approach						
	Southbound						Westbound						Northbound						Eastbound						
	Right	Thru	Left	U-Turn	Peds	App. Total	Right	Thru	Left	U-Turn	Peds	App. Total	Right	Thru	Left	U-Turn	Peds	App. Total	Right	Thru	Left	U-Turn	Peds	App. Total	Int. Total
8:00 AM	0	19	1	0	0	20	9	0	8	0	0	17	0	43	0	0	0	43	1	0	0	0	0	1	81
8:15 AM	0	26	2	0	0	28	5	0	2	0	0	7	11	33	0	0	0	44	0	0	0	0	0	0	79
8:30 AM	0	23	2	0	0	25	6	0	7	0	0	13	6	69	0	0	0	75	0	0	0	0	0	0	113
8:45 AM	0	21	3	2	0	26	4	0	4	0	0	8	8	54	0	0	0	62	0	0	0	0	0	0	96
Total	0	89	8	2	0	99	24	0	21	0	0	45	25	199	0	0	0	224	1	0	0	0	0	1	369
Approach %	0.0	89.9	8.1	2.0	-	-	53.3	0.0	46.7	0.0	-	-	11.2	88.8	0.0	0.0	-	-	100.0	0.0	0.0	0.0	-	-	-
Total %	0.0	24.1	2.2	0.5	-	26.8	6.5	0.0	5.7	0.0	-	12.2	6.8	53.9	0.0	0.0	-	60.7	0.3	0.0	0.0	0.0	-	0.3	-
PHF	0.000	0.856	0.667	0.250	-	0.884	0.667	0.000	0.656	0.000	-	0.662	0.568	0.721	0.000	0.000	-	0.747	0.250	0.000	0.000	0.000	-	0.250	0.816
Lights	0	84	6	2	-	92	23	0	21	0	-	44	25	184	0	0	-	209	1	0	0	0	-	1	346
% Lights	-	94.4	75.0	100.0	-	92.9	95.8	-	100.0	-	-	97.8	100.0	92.5	-	-	-	93.3	100.0	-	-	-	-	100.0	93.8
Mediums	0	3	2	0	-	5	1	0	0	0	-	1	0	10	0	0	-	10	0	0	0	0	-	0	16
% Mediums	-	3.4	25.0	0.0	-	5.1	4.2	-	0.0	-	-	2.2	0.0	5.0	-	-	-	4.5	0.0	-	-	-	-	0.0	4.3
Articulated Trucks	0	2	0	0	-	2	0	0	0	0	-	0	0	5	0	0	-	5	0	0	0	0	-	0	7
% Articulated Trucks	-	2.2	0.0	0.0	-	2.0	0.0	-	0.0	-	-	0.0	0.0	2.5	-	-	-	2.2	0.0	-	-	-	-	0.0	1.9
Bicycles on Crosswalk	-	-	-	-	0	-	-	-	-	-	0	-	-	-	-	-	0	-	-	-	-	-	0	-	-
% Bicycles on Crosswalk	-	-	-	-	-	-	-	-	-	-	-	-	-	-	-	-	-	-	-	-	-	-	-	-	-
Pedestrians	-	-	-	-	0	-	-	-	-	-	0	-	-	-	-	-	0	-	-	-	-	-	0	-	-
% Pedestrians	-	-	-	-	-	-	-	-	-	-	-	-	-	-	-	-	-	-	-	-	-	-	-	-	-

City of Lloydminster
4420-50 Avenue

Lloydminster, Alberta, Canada T9V 0W2
(780) 875-6184 waguinaldo@lloydminster.ca

Count Name: 29 Street and 75 Avenue
Site Code: 2975
Start Date: 05/15/2025

Peak Hour Data

05/15/2025 8:00 AM
Ending At
05/15/2025 9:00 AM

Lights
Mediums
Articulated Trucks
Bicycles on Crosswalk
Pedestrians

Southbound Approach [N]

Out	In	Total
209	92	301
11	5	16
5	2	7
0	0	0
0	0	0
225	**99**	**324**

R	T	L	U	P
0	84	6	2	0
0	3	2	0	0
0	2	0	0	0
0	0	0	0	0
0	0	0	0	0
0	**89**	**8**	**2**	**0**

Westbound Approach [E]

Out	In	Total
31	44	75
2	1	3
0	0	0
0	0	0
0	0	0
33	**45**	**78**

R	T	L	U	P
23	0	21	0	0
1	0	0	0	0
0	0	0	0	0
0	0	0	0	0
0	0	0	0	0
24	**0**	**21**	**0**	**0**

Eastbound Approach [W]

Out	In	Total
0	1	1
0	0	0
0	0	0
0	0	0
0	0	0
0	**1**	**1**

U	L	T	R	P
0	0	0	1	0
0	0	0	0	0
0	0	0	0	0
0	0	0	0	0
0	0	0	0	0
0	**0**	**0**	**1**	**0**

Northbound Approach [S]

U	L	T	R	P
0	0	184	25	0
0	0	10	0	0
0	0	5	0	0
0	0	0	0	0
0	0	0	0	0
0	**0**	**199**	**25**	**0**

Out	In	Total
106	209	315
3	10	13
2	5	7
0	0	0
0	0	0
111	**224**	**335**

Turning Movement Peak Hour Data Plot (8:00 AM)

City of Lloydminster
4420-50 Avenue

Lloydminster, Alberta, Canada T9V 0W2
(780) 875-6184 waguinaldo@lloydminster.ca

Count Name: 29 Street and 75 Avenue
Site Code: 2975
Start Date: 05/15/2025

Turning Movement Peak Hour Data (12:00 PM)

Start Time	Southbound Approach						Westbound Approach						Northbound Approach						Eastbound Approach						
	Southbound						Westbound						Northbound						Eastbound						
	Right	Thru	Left	U-Turn	Peds	App. Total	Right	Thru	Left	U-Turn	Peds	App. Total	Right	Thru	Left	U-Turn	Peds	App. Total	Right	Thru	Left	U-Turn	Peds	App. Total	Int. Total
12:00 PM	0	44	4	0	0	48	7	0	5	0	0	12	7	68	0	0	0	75	0	0	0	1	0	1	136
12:15 PM	0	60	2	0	0	62	6	0	7	0	0	13	5	49	0	0	0	54	0	0	0	0	0	0	129
12:30 PM	1	54	5	0	0	60	7	0	2	0	0	9	4	51	0	0	0	55	1	0	0	0	0	1	125
12:45 PM	0	46	5	0	0	51	6	0	5	0	0	11	2	62	0	0	0	64	0	0	0	0	0	0	126
Total	1	204	16	0	0	221	26	0	19	0	0	45	18	230	0	0	0	248	1	0	0	1	0	2	516
Approach %	0.5	92.3	7.2	0.0	-	-	57.8	0.0	42.2	0.0	-	-	7.3	92.7	0.0	0.0	-	-	50.0	0.0	0.0	50.0	-	-	-
Total %	0.2	39.5	3.1	0.0	-	42.8	5.0	0.0	3.7	0.0	-	8.7	3.5	44.6	0.0	0.0	-	48.1	0.2	0.0	0.0	0.2	-	0.4	-
PHF	0.250	0.850	0.800	0.000	-	0.891	0.929	0.000	0.679	0.000	-	0.865	0.643	0.846	0.000	0.000	-	0.827	0.250	0.000	0.000	0.250	-	0.500	0.949
Lights	1	201	16	0	-	218	25	0	19	0	-	44	18	219	0	0	-	237	1	0	0	1	-	2	501
% Lights	100.0	98.5	100.0	-	-	98.6	96.2	-	100.0	-	-	97.8	100.0	95.2	-	-	-	95.6	100.0	-	-	100.0	-	100.0	97.1
Mediums	0	2	0	0	-	2	1	0	0	0	-	1	0	6	0	0	-	6	0	0	0	0	-	0	9
% Mediums	0.0	1.0	0.0	-	-	0.9	3.8	-	0.0	-	-	2.2	0.0	2.6	-	-	-	2.4	0.0	-	-	0.0	-	0.0	1.7
Articulated Trucks	0	1	0	0	-	1	0	0	0	0	-	0	0	5	0	0	-	5	0	0	0	0	-	0	6
% Articulated Trucks	0.0	0.5	0.0	-	-	0.5	0.0	-	0.0	-	-	0.0	0.0	2.2	-	-	-	2.0	0.0	-	-	0.0	-	0.0	1.2
Bicycles on Crosswalk	-	-	-	-	0	-	-	-	-	-	0	-	-	-	-	-	0	-	-	-	-	-	0	-	-
% Bicycles on Crosswalk	-	-	-	-	-	-	-	-	-	-	-	-	-	-	-	-	-	-	-	-	-	-	-	-	-
Pedestrians	-	-	-	-	0	-	-	-	-	-	0	-	-	-	-	-	0	-	-	-	-	-	0	-	-
% Pedestrians	-	-	-	-	-	-	-	-	-	-	-	-	-	-	-	-	-	-	-	-	-	-	-	-	-

City of Lloydminster
4420-50 Avenue

Lloydminster, Alberta, Canada T9V 0W2
(780) 875-6184 waguinaldo@lloydminster.ca

Count Name: 29 Street and 75 Avenue
Site Code: 2975
Start Date: 05/15/2025

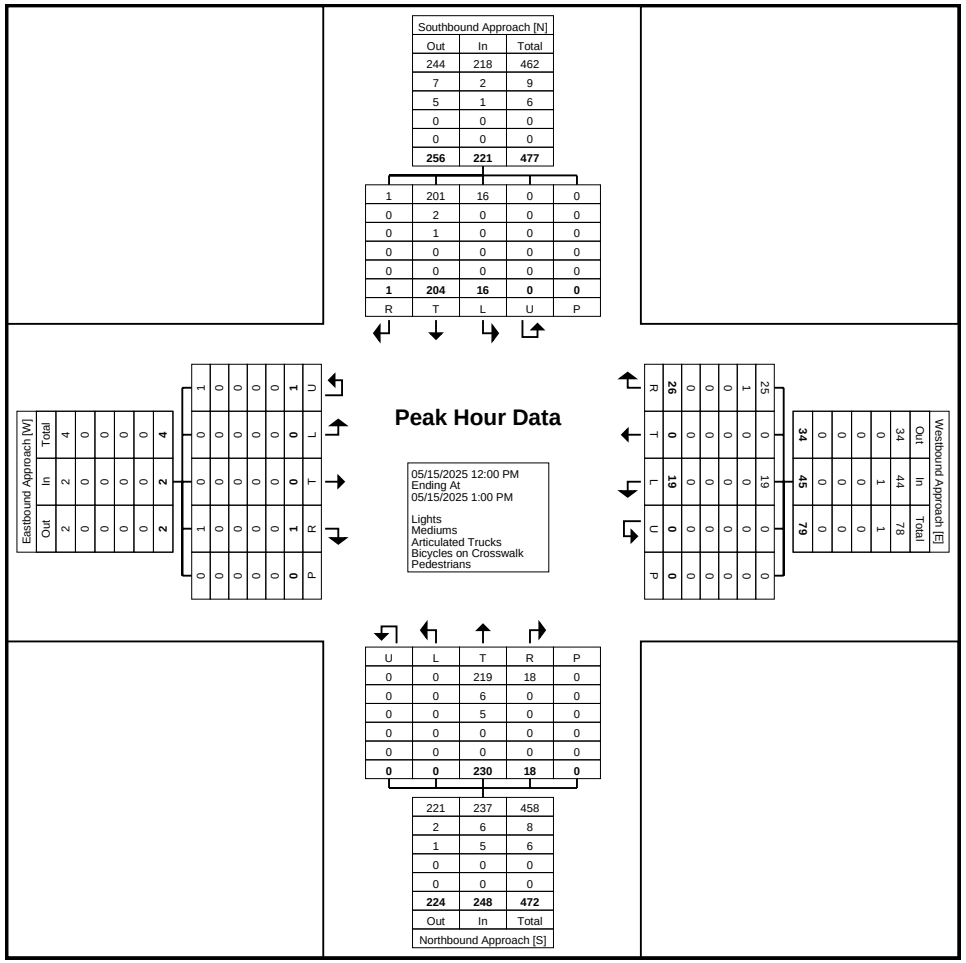

Turning Movement Peak Hour Data Plot (12:00 PM)

City of Lloydminster
4420-50 Avenue

Lloydminster, Alberta, Canada T9V 0W2
(780) 875-6184 waguinaldo@lloydminster.ca

Count Name: 29 Street and 75 Avenue
Site Code: 2975
Start Date: 05/15/2025

Turning Movement Peak Hour Data (4:15 PM)

Start Time	Southbound Approach						Westbound Approach						Northbound Approach						Eastbound Approach						
	Southbound						Westbound						Northbound						Eastbound						
	Right	Thru	Left	U-Turn	Peds	App. Total	Right	Thru	Left	U-Turn	Peds	App. Total	Right	Thru	Left	U-Turn	Peds	App. Total	Right	Thru	Left	U-Turn	Peds	App. Total	Int. Total
4:15 PM	0	66	5	0	0	71	7	0	6	0	0	13	7	82	0	0	0	89	0	0	0	0	0	0	173
4:30 PM	0	69	9	0	0	78	7	0	6	0	0	13	7	72	0	0	0	79	0	0	0	0	0	0	170
4:45 PM	0	49	8	0	0	57	3	0	2	0	0	5	3	63	0	0	0	66	0	0	0	0	0	0	128
5:00 PM	0	62	11	0	0	73	5	0	4	0	0	9	9	66	0	0	0	75	0	0	0	0	0	0	157
Total	0	246	33	0	0	279	22	0	18	0	0	40	26	283	0	0	0	309	0	0	0	0	0	0	628
Approach %	0.0	88.2	11.8	0.0	-	-	55.0	0.0	45.0	0.0	-	-	8.4	91.6	0.0	0.0	-	-	0.0	0.0	0.0	0.0	-	-	-
Total %	0.0	39.2	5.3	0.0	-	44.4	3.5	0.0	2.9	0.0	-	6.4	4.1	45.1	0.0	0.0	-	49.2	0.0	0.0	0.0	0.0	-	0.0	-
PHF	0.000	0.891	0.750	0.000	-	0.894	0.786	0.000	0.750	0.000	-	0.769	0.722	0.863	0.000	0.000	-	0.868	0.000	0.000	0.000	0.000	-	0.000	0.908
Lights	0	240	33	0	-	273	22	0	18	0	-	40	26	274	0	0	-	300	0	0	0	0	-	0	613
% Lights	-	97.6	100.0	-	-	97.8	100.0	-	100.0	-	-	100.0	100.0	96.8	-	-	-	97.1	-	-	-	-	-	-	97.6
Mediums	0	1	0	0	-	1	0	0	0	0	-	0	0	6	0	0	-	6	0	0	0	0	-	0	7
% Mediums	-	0.4	0.0	-	-	0.4	0.0	-	0.0	-	-	0.0	0.0	2.1	-	-	-	1.9	-	-	-	-	-	-	1.1
Articulated Trucks	0	5	0	0	-	5	0	0	0	0	-	0	0	3	0	0	-	3	0	0	0	0	-	0	8
% Articulated Trucks	-	2.0	0.0	-	-	1.8	0.0	-	0.0	-	-	0.0	0.0	1.1	-	-	-	1.0	-	-	-	-	-	-	1.3
Bicycles on Crosswalk	-	-	-	-	0	-	-	-	-	-	0	-	-	-	-	-	0	-	-	-	-	-	0	-	-
% Bicycles on Crosswalk	-	-	-	-	-	-	-	-	-	-	-	-	-	-	-	-	-	-	-	-	-	-	-	-	-
Pedestrians	-	-	-	-	0	-	-	-	-	-	0	-	-	-	-	-	0	-	-	-	-	-	0	-	-
% Pedestrians	-	-	-	-	-	-	-	-	-	-	-	-	-	-	-	-	-	-	-	-	-	-	-	-	-

City of Lloydminster
4420-50 Avenue

Lloydminster, Alberta, Canada T9V 0W2
(780) 875-6184 waguinaldo@lloydminster.ca

Count Name: 29 Street and 75 Avenue
Site Code: 2975
Start Date: 05/15/2025

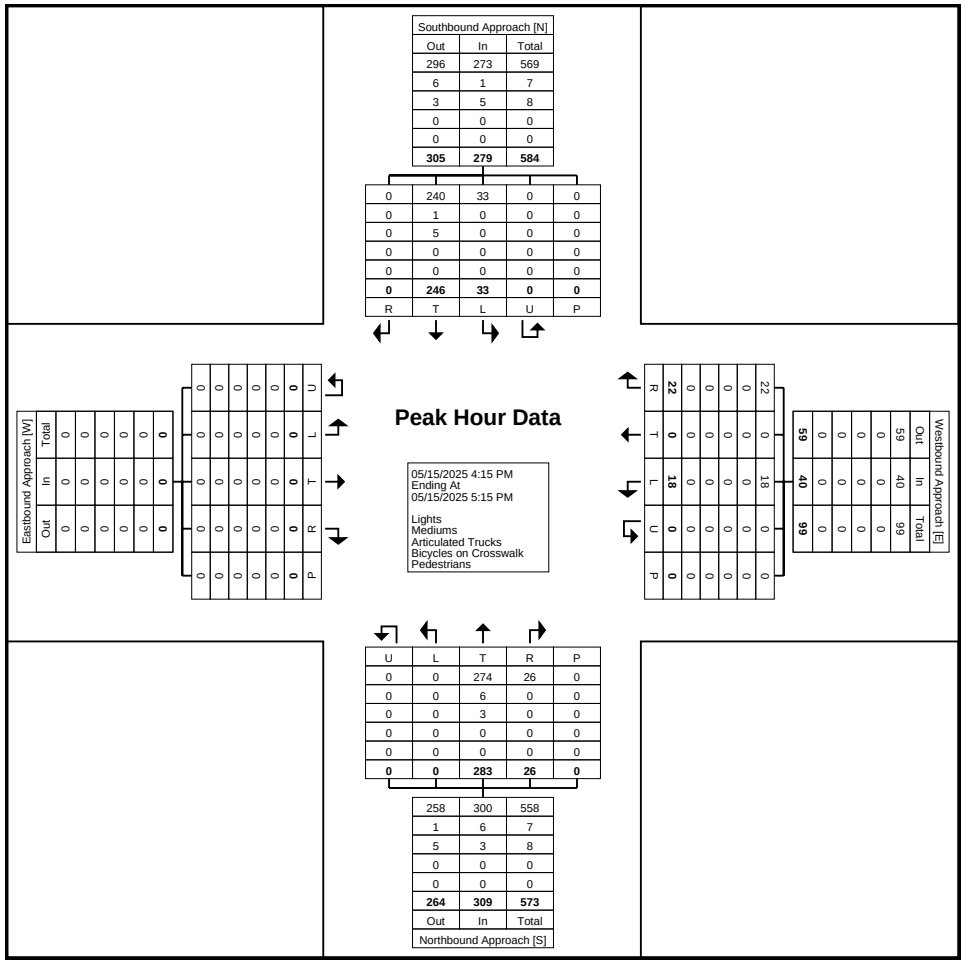

Turning Movement Peak Hour Data Plot (4:15 PM)

City of Lloydminster
4420-50 Avenue

Lloydminster, Alberta, Canada T9V 0W2
(780) 875-6184 waguinaldo@lloydminster.ca

Count Name: 31 Street and 55A Avenue
Site Code: 3155A
Start Date: 05/20/2025

Turning Movement Data

Start Time	Southbound Approach						Westbound Approach						Northbound Approach						Eastbound Approach						
	Southbound						Westbound						Northbound						Eastbound						
	Right	Thru	Left	U-Turn	Peds	App. Total	Right	Thru	Left	U-Turn	Peds	App. Total	Right	Thru	Left	U-Turn	Peds	App. Total	Right	Thru	Left	U-Turn	Peds	App. Total	Int. Total
7:00 AM	0	0	3	0	1	3	0	3	0	0	0	3	3	0	0	0	0	3	0	5	0	0	0	5	14
7:15 AM	0	0	1	0	0	1	2	3	0	0	0	5	0	0	0	0	0	0	0	8	0	0	0	8	14
7:30 AM	1	0	1	0	0	2	0	8	0	0	0	8	1	0	0	0	1	1	0	14	0	0	0	14	25
7:45 AM	3	0	3	0	1	6	2	19	0	0	0	21	0	0	1	0	0	1	0	17	0	1	1	18	46
Hourly Total	4	0	8	0	2	12	4	33	0	0	0	37	4	0	1	0	1	5	0	44	0	1	1	45	99
8:00 AM	8	0	5	0	2	13	0	38	0	0	0	38	2	0	1	0	0	3	2	18	0	0	0	20	74
8:15 AM	12	0	1	0	1	13	2	38	0	0	0	40	0	0	1	0	2	1	0	28	4	1	0	33	87
8:30 AM	6	0	0	0	2	6	3	14	0	0	0	17	0	0	0	0	1	0	0	22	1	0	0	23	46
8:45 AM	2	1	0	0	2	3	2	11	1	0	0	14	0	1	0	0	0	1	0	12	1	0	0	13	31
Hourly Total	28	1	6	0	7	35	7	101	1	0	0	109	2	1	2	0	3	5	2	80	6	1	0	89	238
*** BREAK ***	-	-	-	-	-	-	-	-	-	-	-	-	-	-	-	-	-	-	-	-	-	-	-	-	-
11:30 AM	1	0	0	0	0	1	1	14	1	0	0	16	1	0	1	0	0	2	0	14	0	0	0	14	33
11:45 AM	2	0	1	0	0	3	1	8	2	0	2	11	1	0	0	0	2	1	2	17	0	0	0	19	34
Hourly Total	3	0	1	0	0	4	2	22	3	0	2	27	2	0	1	0	2	3	2	31	0	0	0	33	67
12:00 PM	1	1	1	0	2	3	5	17	0	0	0	22	0	0	1	0	0	1	0	15	0	0	1	15	41
12:15 PM	0	1	2	0	4	3	2	23	1	0	0	26	1	1	0	0	0	2	0	13	2	0	0	15	46
12:30 PM	3	0	0	0	3	3	3	16	0	0	0	19	0	1	2	0	0	3	1	9	3	0	1	13	38
12:45 PM	3	0	4	0	3	7	3	13	0	0	0	16	0	0	0	0	1	0	0	16	3	0	1	19	42
Hourly Total	7	2	7	0	12	16	13	69	1	0	0	83	1	2	3	0	1	6	1	53	8	0	3	62	167
1:00 PM	1	0	1	0	0	2	1	10	0	0	0	11	0	0	0	0	0	0	0	17	0	0	0	17	30
1:15 PM	0	0	1	0	0	1	3	11	0	0	0	14	0	0	3	0	2	3	1	12	0	0	0	13	31
*** BREAK ***	-	-	-	-	-	-	-	-	-	-	-	-	-	-	-	-	-	-	-	-	-	-	-	-	-
Hourly Total	1	0	2	0	0	3	4	21	0	0	0	25	0	0	3	0	2	3	1	29	0	0	0	30	61
4:00 PM	1	0	3	0	0	4	2	15	2	0	0	19	1	0	0	0	0	1	0	18	1	0	0	19	43
4:15 PM	2	0	5	0	1	7	3	12	2	0	0	17	0	0	0	0	0	0	0	20	0	0	0	20	44
4:30 PM	1	0	3	0	1	4	3	20	2	0	0	25	0	1	0	0	0	1	0	12	0	0	0	12	42
4:45 PM	0	1	2	0	0	3	3	16	1	0	0	20	0	0	0	0	0	0	0	17	3	0	0	20	43
Hourly Total	4	1	13	0	2	18	11	63	7	0	0	81	1	1	0	0	0	2	0	67	4	0	0	71	172
5:00 PM	0	0	1	0	0	1	0	13	0	0	0	13	0	0	0	0	0	0	0	14	0	0	0	14	28
5:15 PM	0	0	7	0	0	7	4	18	0	0	0	22	1	0	0	0	0	1	0	12	2	0	0	14	44
5:30 PM	0	1	2	0	0	3	3	9	0	0	0	12	0	0	0	0	0	0	0	18	1	0	0	19	34
5:45 PM	1	0	1	0	2	2	2	11	1	0	0	14	0	0	0	0	0	0	1	15	0	0	0	16	32
Hourly Total	1	1	11	0	2	13	9	51	1	0	0	61	1	0	0	0	0	1	1	59	3	0	0	63	138
Grand Total	48	5	48	0	25	101	50	360	13	0	2	423	11	4	10	0	9	25	7	363	21	2	4	393	942
Approach %	47.5	5.0	47.5	0.0	-	-	11.8	85.1	3.1	0.0	-	-	44.0	16.0	40.0	0.0	-	-	1.8	92.4	5.3	0.5	-	-	-

Total %	5.1	0.5	5.1	0.0	-	10.7	5.3	38.2	1.4	0.0	-	44.9	1.2	0.4	1.1	0.0	-	2.7	0.7	38.5	2.2	0.2	-	41.7	-
Lights	45	4	48	0	-	97	45	354	13	0	-	412	11	4	9	0	-	24	5	357	20	2	-	384	917
% Lights	93.8	80.0	100.0	-	-	96.0	90.0	98.3	100.0	-	-	97.4	100.0	100.0	90.0	-	-	96.0	71.4	98.3	95.2	100.0	-	97.7	97.3
Mediums	3	1	0	0	-	4	5	6	0	0	-	11	0	0	1	0	-	1	2	4	1	0	-	7	23
% Mediums	6.3	20.0	0.0	-	-	4.0	10.0	1.7	0.0	-	-	2.6	0.0	0.0	10.0	-	-	4.0	28.6	1.1	4.8	0.0	-	1.8	2.4
Articulated Trucks	0	0	0	0	-	0	0	0	0	0	-	0	0	0	0	0	-	0	0	2	0	0	-	2	2
% Articulated Trucks	0.0	0.0	0.0	-	-	0.0	0.0	0.0	0.0	-	-	0.0	0.0	0.0	0.0	-	-	0.0	0.0	0.6	0.0	0.0	-	0.5	0.2
Bicycles on Crosswalk	-	-	-	-	3	-	-	-	-	-	0	-	-	-	-	-	1	-	-	-	-	-	0	-	-
% Bicycles on Crosswalk	-	-	-	-	12.0	-	-	-	-	-	0.0	-	-	-	-	-	11.1	-	-	-	-	-	0.0	-	-
Pedestrians	-	-	-	-	22	-	-	-	-	-	2	-	-	-	-	-	8	-	-	-	-	-	4	-	-
% Pedestrians	-	-	-	-	88.0	-	-	-	-	-	100.0	-	-	-	-	-	88.9	-	-	-	-	-	100.0	-	-

City of Lloydminster
4420-50 Avenue

Lloydminster, Alberta, Canada T9V 0W2
(780) 875-6184 waguinaldo@lloydminster.ca

Count Name: 31 Street and 55A Avenue
Site Code: 3155A
Start Date: 05/20/2025

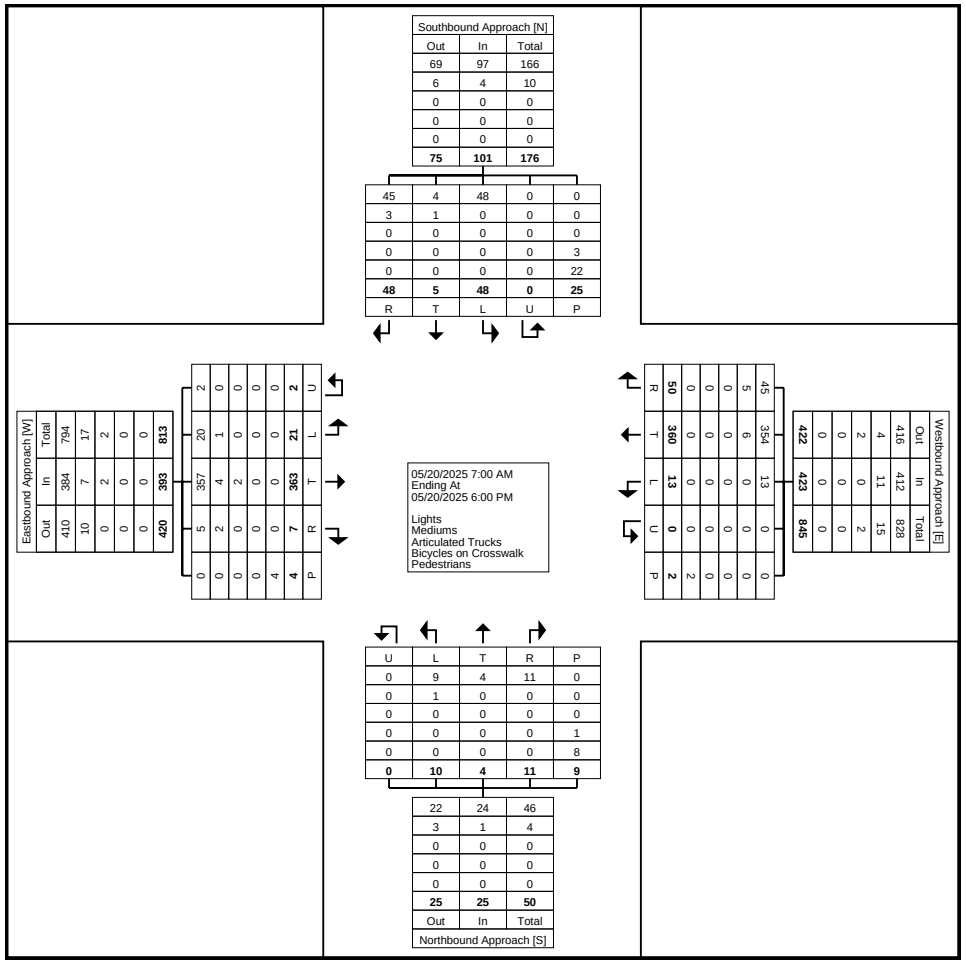

Turning Movement Data Plot

City of Lloydminster
4420-50 Avenue

Lloydminster, Alberta, Canada T9V 0W2
(780) 875-6184 waguinaldo@lloydminster.ca

Count Name: 31 Street and 55A Avenue
Site Code: 3155A
Start Date: 05/20/2025

Turning Movement Peak Hour Data (7:45 AM)

Start Time	Southbound Approach						Westbound Approach						Northbound Approach						Eastbound Approach						
	Southbound						Westbound						Northbound						Eastbound						
	Right	Thru	Left	U-Turn	Peds	App. Total	Right	Thru	Left	U-Turn	Peds	App. Total	Right	Thru	Left	U-Turn	Peds	App. Total	Right	Thru	Left	U-Turn	Peds	App. Total	Int. Total
7:45 AM	3	0	3	0	1	6	2	19	0	0	0	21	0	0	1	0	0	1	0	17	0	1	1	18	46
8:00 AM	8	0	5	0	2	13	0	38	0	0	0	38	2	0	1	0	0	3	2	18	0	0	0	20	74
8:15 AM	12	0	1	0	1	13	2	38	0	0	0	40	0	0	1	0	2	1	0	28	4	1	0	33	87
8:30 AM	6	0	0	0	2	6	3	14	0	0	0	17	0	0	0	0	1	0	0	22	1	0	0	23	46
Total	29	0	9	0	6	38	7	109	0	0	0	116	2	0	3	0	3	5	2	85	5	2	1	94	253
Approach %	76.3	0.0	23.7	0.0	-	-	6.0	94.0	0.0	0.0	-	-	40.0	0.0	60.0	0.0	-	-	2.1	90.4	5.3	2.1	-	-	-
Total %	11.5	0.0	3.6	0.0	-	15.0	2.8	43.1	0.0	0.0	-	45.8	0.8	0.0	1.2	0.0	-	2.0	0.8	33.6	2.0	0.8	-	37.2	-
PHF	0.604	0.000	0.450	0.000	-	0.731	0.583	0.717	0.000	0.000	-	0.725	0.250	0.000	0.750	0.000	-	0.417	0.250	0.759	0.313	0.500	-	0.712	0.727
Lights	28	0	9	0	-	37	5	106	0	0	-	111	2	0	3	0	-	5	2	82	5	2	-	91	244
% Lights	96.6	-	100.0	-	-	97.4	71.4	97.2	-	-	-	95.7	100.0	-	100.0	-	-	100.0	100.0	96.5	100.0	100.0	-	96.8	96.4
Mediums	1	0	0	0	-	1	2	3	0	0	-	5	0	0	0	0	-	0	0	2	0	0	-	2	8
% Mediums	3.4	-	0.0	-	-	2.6	28.6	2.8	-	-	-	4.3	0.0	-	0.0	-	-	0.0	0.0	2.4	0.0	0.0	-	2.1	3.2
Articulated Trucks	0	0	0	0	-	0	0	0	0	0	-	0	0	0	0	0	-	0	0	1	0	0	-	1	1
% Articulated Trucks	0.0	-	0.0	-	-	0.0	0.0	0.0	-	-	-	0.0	0.0	-	0.0	-	-	0.0	0.0	1.2	0.0	0.0	-	1.1	0.4
Bicycles on Crosswalk	-	-	-	-	2	-	-	-	-	-	0	-	-	-	-	-	1	-	-	-	-	-	0	-	-
% Bicycles on Crosswalk	-	-	-	-	33.3	-	-	-	-	-	-	-	-	-	-	-	33.3	-	-	-	-	-	0.0	-	-
Pedestrians	-	-	-	-	4	-	-	-	-	-	0	-	-	-	-	-	2	-	-	-	-	-	1	-	-
% Pedestrians	-	-	-	-	66.7	-	-	-	-	-	-	-	-	-	-	-	66.7	-	-	-	-	-	100.0	-	-

City of Lloydminster
4420-50 Avenue

Lloydminster, Alberta, Canada T9V 0W2
(780) 875-6184 waguinaldo@lloydminster.ca

Count Name: 31 Street and 55A Avenue
Site Code: 3155A
Start Date: 05/20/2025

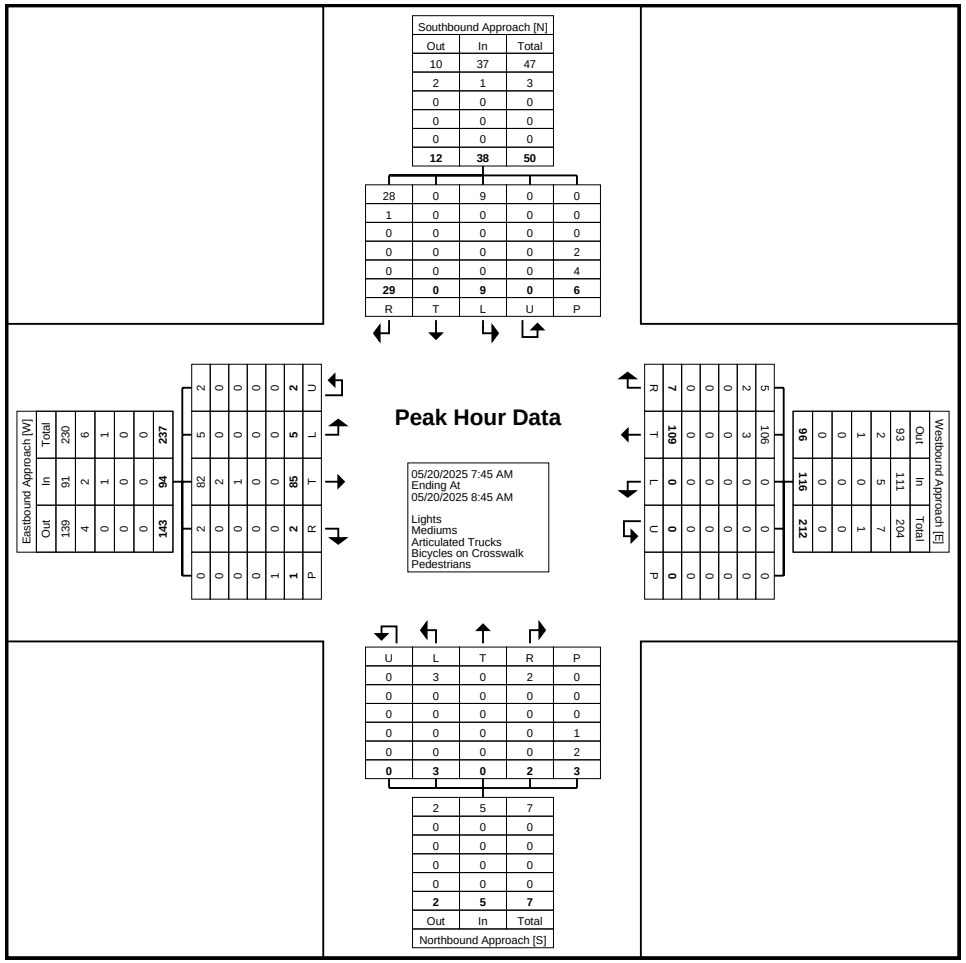

Turning Movement Peak Hour Data Plot (7:45 AM)

City of Lloydminster
4420-50 Avenue

Lloydminster, Alberta, Canada T9V 0W2
(780) 875-6184 waguinaldo@lloydminster.ca

Count Name: 31 Street and 55A Avenue
Site Code: 3155A
Start Date: 05/20/2025

Turning Movement Peak Hour Data (12:00 PM)

Start Time	Southbound Approach						Westbound Approach						Northbound Approach						Eastbound Approach						
	Southbound						Westbound						Northbound						Eastbound						
	Right	Thru	Left	U-Turn	Peds	App. Total	Right	Thru	Left	U-Turn	Peds	App. Total	Right	Thru	Left	U-Turn	Peds	App. Total	Right	Thru	Left	U-Turn	Peds	App. Total	Int. Total
12:00 PM	1	1	1	0	2	3	5	17	0	0	0	22	0	0	1	0	0	1	0	15	0	0	1	15	41
12:15 PM	0	1	2	0	4	3	2	23	1	0	0	26	1	1	0	0	0	2	0	13	2	0	0	15	46
12:30 PM	3	0	0	0	3	3	3	16	0	0	0	19	0	1	2	0	0	3	1	9	3	0	1	13	38
12:45 PM	3	0	4	0	3	7	3	13	0	0	0	16	0	0	0	0	1	0	0	16	3	0	1	19	42
Total	7	2	7	0	12	16	13	69	1	0	0	83	1	2	3	0	1	6	1	53	8	0	3	62	167
Approach %	43.8	12.5	43.8	0.0	-	-	15.7	83.1	1.2	0.0	-	-	16.7	33.3	50.0	0.0	-	-	1.6	85.5	12.9	0.0	-	-	-
Total %	4.2	1.2	4.2	0.0	-	9.6	7.8	41.3	0.6	0.0	-	49.7	0.6	1.2	1.8	0.0	-	3.6	0.6	31.7	4.8	0.0	-	37.1	-
PHF	0.583	0.500	0.438	0.000	-	0.571	0.650	0.750	0.250	0.000	-	0.798	0.250	0.500	0.375	0.000	-	0.500	0.250	0.828	0.667	0.000	-	0.816	0.908
Lights	5	1	7	0	-	13	11	67	1	0	-	79	1	2	2	0	-	5	1	52	7	0	-	60	157
% Lights	71.4	50.0	100.0	-	-	81.3	84.6	97.1	100.0	-	-	95.2	100.0	100.0	66.7	-	-	83.3	100.0	98.1	87.5	-	-	96.8	94.0
Mediums	2	1	0	0	-	3	2	2	0	0	-	4	0	0	1	0	-	1	0	1	1	0	-	2	10
% Mediums	28.6	50.0	0.0	-	-	18.8	15.4	2.9	0.0	-	-	4.8	0.0	0.0	33.3	-	-	16.7	0.0	1.9	12.5	-	-	3.2	6.0
Articulated Trucks	0	0	0	0	-	0	0	0	0	0	-	0	0	0	0	0	-	0	0	0	0	0	-	0	0
% Articulated Trucks	0.0	0.0	0.0	-	-	0.0	0.0	0.0	0.0	-	-	0.0	0.0	0.0	0.0	-	-	0.0	0.0	0.0	0.0	-	-	0.0	0.0
Bicycles on Crosswalk	-	-	-	-	0	-	-	-	-	-	0	-	-	-	-	-	0	-	-	-	-	-	0	-	-
% Bicycles on Crosswalk	-	-	-	-	0.0	-	-	-	-	-	-	-	-	-	-	-	0.0	-	-	-	-	-	0.0	-	-
Pedestrians	-	-	-	-	12	-	-	-	-	-	0	-	-	-	-	-	1	-	-	-	-	-	3	-	-
% Pedestrians	-	-	-	-	100.0	-	-	-	-	-	-	-	-	-	-	-	100.0	-	-	-	-	-	100.0	-	-

City of Lloydminster
4420-50 Avenue

Lloydminster, Alberta, Canada T9V 0W2
(780) 875-6184 waguinaldo@lloydminster.ca

Peak Hour Data

05/20/2025 12:00 PM
Ending At
05/20/2025 1:00 PM

Lights
Mediums
Articulated Trucks
Bicycles on Crosswalk
Pedestrians

Southbound Approach [N]

Out	In	Total
20	13	33
3	3	6
0	0	0
0	0	0
0	0	0
23	**16**	**39**

R	T	L	U	P
5	1	7	0	0
2	1	0	0	0
0	0	0	0	0
0	0	0	0	0
0	0	0	0	12
7	**2**	**7**	**0**	**12**

Eastbound Approach [W]

Out	In	Total
74	60	134
5	2	7
0	0	0
0	0	0
0	0	0
79	**62**	**141**

U	L	T	R	P
0	7	52	1	0
0	1	1	0	0
0	0	0	0	0
0	0	0	0	0
0	0	0	0	3
0	**8**	**53**	**1**	**3**

Westbound Approach [E]

Out	In	Total
60	79	139
1	4	5
0	0	0
0	0	0
0	0	0
61	**83**	**144**

R	T	L	U	P
11	67	1	0	0
2	2	0	0	0
0	0	0	0	0
0	0	0	0	0
0	0	0	0	0
13	**69**	**1**	**0**	**0**

Northbound Approach [S]

U	L	T	R	P
0	2	2	1	0
0	1	0	0	0
0	0	0	0	0
0	0	0	0	0
0	0	0	0	1
0	**3**	**2**	**1**	**1**

Out	In	Total
3	5	8
1	1	2
0	0	0
0	0	0
0	0	0
4	**6**	**10**

Turning Movement Peak Hour Data Plot (12:00 PM)

City of Lloydminster
4420-50 Avenue

Lloydminster, Alberta, Canada T9V 0W2
(780) 875-6184 waguinaldo@lloydminster.ca

Count Name: 31 Street and 55A Avenue
Site Code: 3155A
Start Date: 05/20/2025

Turning Movement Peak Hour Data (4:00 PM)

Start Time	Southbound Approach						Westbound Approach						Northbound Approach						Eastbound Approach						
	Southbound						Westbound						Northbound						Eastbound						
	Right	Thru	Left	U-Turn	Peds	App. Total	Right	Thru	Left	U-Turn	Peds	App. Total	Right	Thru	Left	U-Turn	Peds	App. Total	Right	Thru	Left	U-Turn	Peds	App. Total	Int. Total
4:00 PM	1	0	3	0	0	4	2	15	2	0	0	19	1	0	0	0	0	1	0	18	1	0	0	19	43
4:15 PM	2	0	5	0	1	7	3	12	2	0	0	17	0	0	0	0	0	0	0	20	0	0	0	20	44
4:30 PM	1	0	3	0	1	4	3	20	2	0	0	25	0	1	0	0	0	1	0	12	0	0	0	12	42
4:45 PM	0	1	2	0	0	3	3	16	1	0	0	20	0	0	0	0	0	0	0	17	3	0	0	20	43
Total	4	1	13	0	2	18	11	63	7	0	0	81	1	1	0	0	0	2	0	67	4	0	0	71	172
Approach %	22.2	5.6	72.2	0.0	-	-	13.6	77.8	8.6	0.0	-	-	50.0	50.0	0.0	0.0	-	-	0.0	94.4	5.6	0.0	-	-	-
Total %	2.3	0.6	7.6	0.0	-	10.5	6.4	36.6	4.1	0.0	-	47.1	0.6	0.6	0.0	0.0	-	1.2	0.0	39.0	2.3	0.0	-	41.3	-
PHF	0.500	0.250	0.650	0.000	-	0.643	0.917	0.788	0.875	0.000	-	0.810	0.250	0.250	0.000	0.000	-	0.500	0.000	0.838	0.333	0.000	-	0.888	0.977
Lights	4	1	13	0	-	18	10	63	7	0	-	80	1	1	0	0	-	2	0	67	4	0	-	71	171
% Lights	100.0	100.0	100.0	-	-	100.0	90.9	100.0	100.0	-	-	98.8	100.0	100.0	-	-	-	100.0	-	100.0	100.0	-	-	100.0	99.4
Mediums	0	0	0	0	-	0	1	0	0	0	-	1	0	0	0	0	-	0	0	0	0	0	-	0	1
% Mediums	0.0	0.0	0.0	-	-	0.0	9.1	0.0	0.0	-	-	1.2	0.0	0.0	-	-	-	0.0	-	0.0	0.0	-	-	0.0	0.6
Articulated Trucks	0	0	0	0	-	0	0	0	0	0	-	0	0	0	0	0	-	0	0	0	0	0	-	0	0
% Articulated Trucks	0.0	0.0	0.0	-	-	0.0	0.0	0.0	0.0	-	-	0.0	0.0	0.0	-	-	-	0.0	-	0.0	0.0	-	-	0.0	0.0
Bicycles on Crosswalk	-	-	-	-	1	-	-	-	-	-	0	-	-	-	-	-	0	-	-	-	-	-	0	-	-
% Bicycles on Crosswalk	-	-	-	-	50.0	-	-	-	-	-	-	-	-	-	-	-	-	-	-	-	-	-	-	-	-
Pedestrians	-	-	-	-	1	-	-	-	-	-	0	-	-	-	-	-	0	-	-	-	-	-	0	-	-
% Pedestrians	-	-	-	-	50.0	-	-	-	-	-	-	-	-	-	-	-	-	-	-	-	-	-	-	-	-

City of Lloydminster
4420-50 Avenue

Lloydminster, Alberta, Canada T9V 0W2
(780) 875-6184 waguinaldo@lloydminster.ca

Count Name: 31 Street and 55A Avenue
Site Code: 3155A
Start Date: 05/20/2025
Page No: 9

Southbound Approach [N]

Out	In	Total
15	18	33
1	0	1
0	0	0
0	0	0
0	0	0
16	**18**	**34**

R	T	L	U	P
4	1	13	0	0
0	0	0	0	0
0	0	0	0	0
0	0	0	0	1
0	0	0	0	1
4	**1**	**13**	**0**	**2**

Eastbound Approach [W]

Out	In	Total
67	71	138
0	0	0
0	0	0
0	0	0
0	0	0
67	**71**	**138**

U	L	T	R	P
0	4	67	0	0
0	0	0	0	0
0	0	0	0	0
0	0	0	0	0
0	0	0	0	0
0	**4**	**67**	**0**	**0**

Peak Hour Data

05/20/2025 4:00 PM
Ending At
05/20/2025 5:00 PM

Lights
Mediums
Articulated Trucks
Bicycles on Crosswalk
Pedestrians

Westbound Approach [E]

Out	In	Total
81	80	161
0	1	1
0	0	0
0	0	0
0	0	0
81	**81**	**162**

R	T	L	U	P
10	63	7	0	0
1	0	0	0	0
0	0	0	0	0
0	0	0	0	0
0	0	0	0	0
11	**63**	**7**	**0**	**0**

Northbound Approach [S]

U	L	T	R	P
0	0	1	1	0
0	0	0	0	0
0	0	0	0	0
0	0	0	0	0
0	0	0	0	0
0	**0**	**1**	**1**	**0**

Out	In	Total
8	2	10
0	0	0
0	0	0
0	0	0
0	0	0
8	**2**	**10**

Turning Movement Peak Hour Data Plot (4:00 PM)

City of Lloydminster
4420-50 Avenue

Lloydminster, Alberta, Canada T9V 0W2
(780) 875-6184 waguinaldo@lloydminster.ca

Count Name: 34 Street and 75 Avenue
Site Code: 3475
Start Date: 05/15/2025

Turning Movement Data

Start Time	Southbound Approach					Westbound Approach					Northbound Approach					
	Southbound					Westbound					Northbound					
	Thru	Left	U-Turn	Peds	App. Total	Right	Left	U-Turn	Peds	App. Total	Right	Thru	U-Turn	Peds	App. Total	Int. Total
7:00 AM	13	1	0	0	14	8	8	0	0	16	2	16	0	0	18	48
7:15 AM	12	5	0	0	17	15	9	0	0	24	5	33	0	0	38	79
7:30 AM	13	2	0	0	15	24	6	0	0	30	6	38	0	0	44	89
7:45 AM	20	7	0	0	27	30	9	0	0	39	8	47	0	0	55	121
Hourly Total	58	15	0	0	73	77	32	0	0	109	21	134	0	0	155	337
8:00 AM	9	4	0	0	13	14	15	0	0	29	10	41	0	0	51	93
8:15 AM	17	13	0	0	30	10	6	0	0	16	15	26	0	0	41	87
8:30 AM	17	11	0	0	28	15	10	0	0	25	25	45	0	0	70	123
8:45 AM	16	15	0	0	31	15	14	0	0	29	22	44	0	0	66	126
Hourly Total	59	43	0	0	102	54	45	0	0	99	72	156	0	0	228	429
*** BREAK ***	-	-	-	-	-	-	-	-	-	-	-	-	-	-	-	-
11:30 AM	41	8	0	0	49	8	13	0	0	21	3	44	0	0	47	117
11:45 AM	31	15	0	0	46	8	3	0	0	11	8	56	0	0	64	121
Hourly Total	72	23	0	0	95	16	16	0	0	32	11	100	0	0	111	238
12:00 PM	43	23	0	0	66	12	2	0	0	14	12	62	0	0	74	154
12:15 PM	58	22	0	0	80	12	9	0	0	21	11	57	0	0	68	169
12:30 PM	45	14	0	0	59	17	11	0	0	28	10	52	0	0	62	149
12:45 PM	44	23	0	0	67	25	9	0	0	34	9	54	0	0	63	164
Hourly Total	190	82	0	0	272	66	31	0	0	97	42	225	0	0	267	636
1:00 PM	39	11	0	0	50	16	10	0	0	26	5	46	0	0	51	127
1:15 PM	48	10	0	0	58	15	7	0	0	22	8	44	0	0	52	132
*** BREAK ***	-	-	-	-	-	-	-	-	-	-	-	-	-	-	-	-
Hourly Total	87	21	0	0	108	31	17	0	0	48	13	90	0	0	103	259
4:00 PM	65	29	0	0	94	17	13	0	0	30	10	46	0	0	56	180
4:15 PM	64	14	0	0	78	13	8	0	0	21	14	68	0	0	82	181
4:30 PM	68	21	0	0	89	13	17	0	0	30	15	61	0	0	76	195
4:45 PM	49	16	0	0	65	10	10	0	0	20	19	56	0	0	75	160
Hourly Total	246	80	0	0	326	53	48	0	0	101	58	231	0	0	289	716
5:00 PM	60	42	0	0	102	20	9	0	0	29	19	50	0	0	69	200
5:15 PM	67	49	0	0	116	14	10	0	0	24	16	67	0	0	83	223
5:30 PM	45	25	0	0	70	15	9	0	0	24	16	57	0	0	73	167
5:45 PM	46	19	0	0	65	13	9	0	0	22	13	42	0	0	55	142
Hourly Total	218	135	0	0	353	62	37	0	0	99	64	216	0	0	280	732
Grand Total	930	399	0	0	1329	359	226	0	0	585	281	1152	0	0	1433	3347
Approach %	70.0	30.0	0.0	-	-	61.4	38.6	0.0	-	-	19.6	80.4	0.0	-	-	-
Total %	27.8	11.9	0.0	-	39.7	10.7	6.8	0.0	-	17.5	8.4	34.4	0.0	-	42.8	-

Lights	902	393	0	-	1295	354	220	0	-	574	276	1090	0	-	1366	3235
% Lights	97.0	98.5	-	-	97.4	98.6	97.3	-	-	98.1	98.2	94.6	-	-	95.3	96.7
Mediums	14	5	0	-	19	4	6	0	-	10	4	40	0	-	44	73
% Mediums	1.5	1.3	-	-	1.4	1.1	2.7	-	-	1.7	1.4	3.5	-	-	3.1	2.2
Articulated Trucks	14	1	0	-	15	1	0	0	-	1	1	22	0	-	23	39
% Articulated Trucks	1.5	0.3	-	-	1.1	0.3	0.0	-	-	0.2	0.4	1.9	-	-	1.6	1.2
Bicycles on Crosswalk	-	-	-	0	-	-	-	-	0	-	-	-	-	0	-	-
% Bicycles on Crosswalk	-	-	-	-	-	-	-	-	-	-	-	-	-	-	-	-
Pedestrians	-	-	-	0	-	-	-	-	0	-	-	-	-	0	-	-
% Pedestrians	-	-	-	-	-	-	-	-	-	-	-	-	-	-	-	-

City of Lloydminster
4420-50 Avenue

Lloydminster, Alberta, Canada T9V 0W2
(780) 875-6184 waguinaldo@lloydminster.ca

Count Name: 34 Street and 75 Avenue
Site Code: 3475
Start Date: 05/15/2025

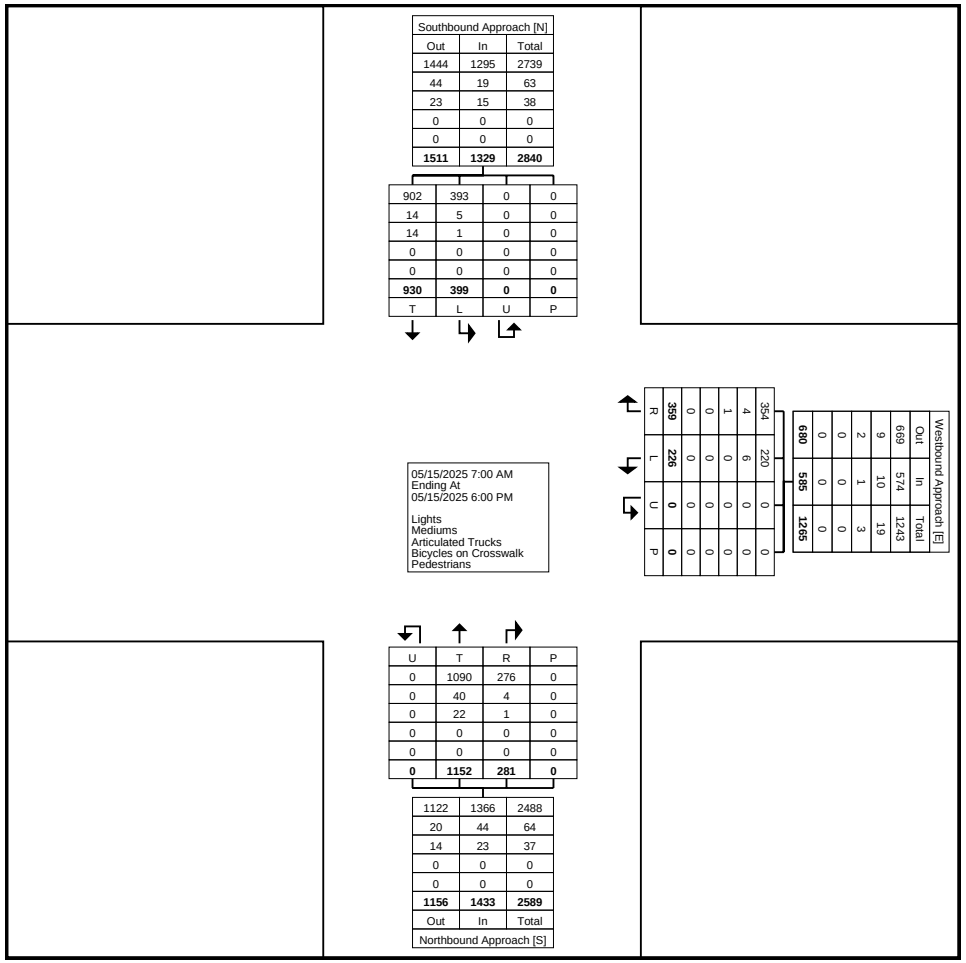

Turning Movement Data Plot

City of Lloydminster
4420-50 Avenue

Lloydminster, Alberta, Canada T9V 0W2
(780) 875-6184 waguinaldo@lloydminster.ca

Count Name: 34 Street and 75 Avenue
Site Code: 3475
Start Date: 05/15/2025

Turning Movement Peak Hour Data (8:00 AM)

Start Time	Southbound Approach					Westbound Approach					Northbound Approach					
	Southbound					Westbound					Northbound					
	Thru	Left	U-Turn	Peds	App. Total	Right	Left	U-Turn	Peds	App. Total	Right	Thru	U-Turn	Peds	App. Total	Int. Total
8:00 AM	9	4	0	0	13	14	15	0	0	29	10	41	0	0	51	93
8:15 AM	17	13	0	0	30	10	6	0	0	16	15	26	0	0	41	87
8:30 AM	17	11	0	0	28	15	10	0	0	25	25	45	0	0	70	123
8:45 AM	16	15	0	0	31	15	14	0	0	29	22	44	0	0	66	126
Total	59	43	0	0	102	54	45	0	0	99	72	156	0	0	228	429
Approach %	57.8	42.2	0.0	-	-	54.5	45.5	0.0	-	-	31.6	68.4	0.0	-	-	-
Total %	13.8	10.0	0.0	-	23.8	12.6	10.5	0.0	-	23.1	16.8	36.4	0.0	-	53.1	-
PHF	0.868	0.717	0.000	-	0.823	0.900	0.750	0.000	-	0.853	0.720	0.867	0.000	-	0.814	0.851
Lights	54	42	0	-	96	54	42	0	-	96	71	141	0	-	212	404
% Lights	91.5	97.7	-	-	94.1	100.0	93.3	-	-	97.0	98.6	90.4	-	-	93.0	94.2
Mediums	3	1	0	-	4	0	3	0	-	3	1	11	0	-	12	19
% Mediums	5.1	2.3	-	-	3.9	0.0	6.7	-	-	3.0	1.4	7.1	-	-	5.3	4.4
Articulated Trucks	2	0	0	-	2	0	0	0	-	0	0	4	0	-	4	6
% Articulated Trucks	3.4	0.0	-	-	2.0	0.0	0.0	-	-	0.0	0.0	2.6	-	-	1.8	1.4
Bicycles on Crosswalk	-	-	-	0	-	-	-	-	0	-	-	-	-	0	-	-
% Bicycles on Crosswalk	-	-	-	-	-	-	-	-	-	-	-	-	-	-	-	-
Pedestrians	-	-	-	0	-	-	-	-	0	-	-	-	-	0	-	-
% Pedestrians	-	-	-	-	-	-	-	-	-	-	-	-	-	-	-	-

City of Lloydminster
4420-50 Avenue

Lloydminster, Alberta, Canada T9V 0W2
(780) 875-6184 waguinaldo@lloydminster.ca

Count Name: 34 Street and 75 Avenue
Site Code: 3475
Start Date: 05/15/2025

Southbound Approach [N]		
Out	In	Total
195	96	291
11	4	15
4	2	6
0	0	0
0	0	0
210	**102**	**312**

54	42	0	0
3	1	0	0
2	0	0	0
0	0	0	0
0	0	0	0
59	**43**	**0**	**0**
T	L	U	P

Peak Hour Data

05/15/2025 8:00 AM
Ending At
05/15/2025 9:00 AM

Lights
Mediums
Articulated Trucks
Bicycles on Crosswalk
Pedestrians

R	L	U	P
54	**45**	**0**	**0**
0	0	0	0
0	0	0	0
0	0	0	0
0	3	0	0
54	42	0	0

Westbound Approach [E]		
Out	In	Total
113	96	209
2	3	5
0	0	0
0	0	0
0	0	0
115	**99**	**214**

U	T	R	P
0	141	71	0
0	11	1	0
0	4	0	0
0	0	0	0
0	0	0	0
0	**156**	**72**	**0**

96	212	308
6	12	18
2	4	6
0	0	0
0	0	0
104	**228**	**332**
Out	In	Total
Northbound Approach [S]		

Turning Movement Peak Hour Data Plot (8:00 AM)

City of Lloydminster
4420-50 Avenue

Lloydminster, Alberta, Canada T9V 0W2
(780) 875-6184 waguinaldo@lloydminster.ca

Count Name: 34 Street and 75 Avenue
Site Code: 3475
Start Date: 05/15/2025

Turning Movement Peak Hour Data (12:00 PM)

Start Time	Southbound Approach					Westbound Approach					Northbound Approach					
	Southbound					Westbound					Northbound					
	Thru	Left	U-Turn	Peds	App. Total	Right	Left	U-Turn	Peds	App. Total	Right	Thru	U-Turn	Peds	App. Total	Int. Total
12:00 PM	43	23	0	0	66	12	2	0	0	14	12	62	0	0	74	154
12:15 PM	58	22	0	0	80	12	9	0	0	21	11	57	0	0	68	169
12:30 PM	45	14	0	0	59	17	11	0	0	28	10	52	0	0	62	149
12:45 PM	44	23	0	0	67	25	9	0	0	34	9	54	0	0	63	164
Total	190	82	0	0	272	66	31	0	0	97	42	225	0	0	267	636
Approach %	69.9	30.1	0.0	-	-	68.0	32.0	0.0	-	-	15.7	84.3	0.0	-	-	-
Total %	29.9	12.9	0.0	-	42.8	10.4	4.9	0.0	-	15.3	6.6	35.4	0.0	-	42.0	-
PHF	0.819	0.891	0.000	-	0.850	0.660	0.705	0.000	-	0.713	0.875	0.907	0.000	-	0.902	0.941
Lights	188	82	0	-	270	65	30	0	-	95	40	214	0	-	254	619
% Lights	98.9	100.0	-	-	99.3	98.5	96.8	-	-	97.9	95.2	95.1	-	-	95.1	97.3
Mediums	1	0	0	-	1	0	1	0	-	1	1	8	0	-	9	11
% Mediums	0.5	0.0	-	-	0.4	0.0	3.2	-	-	1.0	2.4	3.6	-	-	3.4	1.7
Articulated Trucks	1	0	0	-	1	1	0	0	-	1	1	3	0	-	4	6
% Articulated Trucks	0.5	0.0	-	-	0.4	1.5	0.0	-	-	1.0	2.4	1.3	-	-	1.5	0.9
Bicycles on Crosswalk	-	-	-	0	-	-	-	-	0	-	-	-	-	0	-	-
% Bicycles on Crosswalk	-	-	-	-	-	-	-	-	-	-	-	-	-	-	-	-
Pedestrians	-	-	-	0	-	-	-	-	0	-	-	-	-	0	-	-
% Pedestrians	-	-	-	-	-	-	-	-	-	-	-	-	-	-	-	-

City of Lloydminster
4420-50 Avenue

Lloydminster, Alberta, Canada T9V 0W2
(780) 875-6184 waguinaldo@lloydminster.ca

Count Name: 34 Street and 75 Avenue
Site Code: 3475
Start Date: 05/15/2025

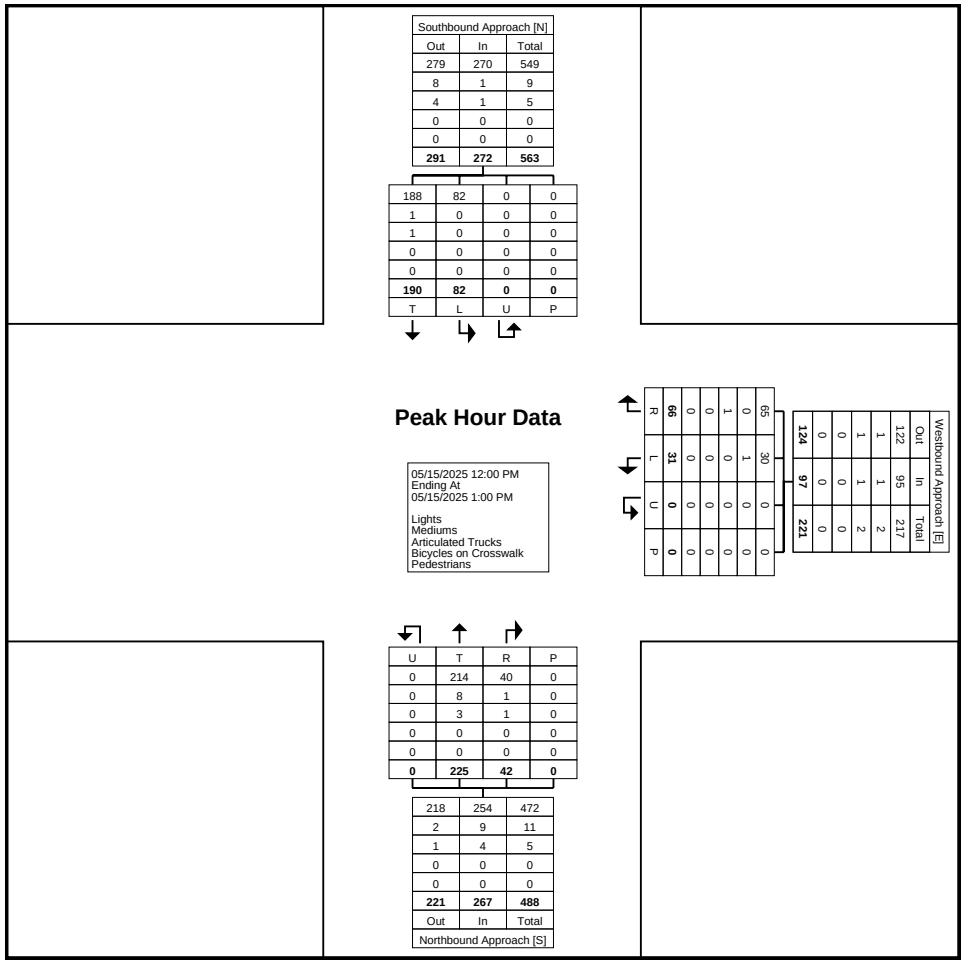

Turning Movement Peak Hour Data Plot (12:00 PM)

City of Lloydminster
4420-50 Avenue

Lloydminster, Alberta, Canada T9V 0W2
(780) 875-6184 waguinaldo@lloydminster.ca

Count Name: 34 Street and 75 Avenue
Site Code: 3475
Start Date: 05/15/2025

Turning Movement Peak Hour Data (4:30 PM)

Start Time	Southbound Approach					Westbound Approach					Northbound Approach					
	Southbound					Westbound					Northbound					
	Thru	Left	U-Turn	Peds	App. Total	Right	Left	U-Turn	Peds	App. Total	Right	Thru	U-Turn	Peds	App. Total	Int. Total
4:30 PM	68	21	0	0	89	13	17	0	0	30	15	61	0	0	76	195
4:45 PM	49	16	0	0	65	10	10	0	0	20	19	56	0	0	75	160
5:00 PM	60	42	0	0	102	20	9	0	0	29	19	50	0	0	69	200
5:15 PM	67	49	0	0	116	14	10	0	0	24	16	67	0	0	83	223
Total	244	128	0	0	372	57	46	0	0	103	69	234	0	0	303	778
Approach %	65.6	34.4	0.0	-	-	55.3	44.7	0.0	-	-	22.8	77.2	0.0	-	-	-
Total %	31.4	16.5	0.0	-	47.8	7.3	5.9	0.0	-	13.2	8.9	30.1	0.0	-	38.9	-
PHF	0.897	0.653	0.000	-	0.802	0.713	0.676	0.000	-	0.858	0.908	0.873	0.000	-	0.913	0.872
Lights	237	127	0	-	364	57	46	0	-	103	69	224	0	-	293	760
% Lights	97.1	99.2	-	-	97.8	100.0	100.0	-	-	100.0	100.0	95.7	-	-	96.7	97.7
Mediums	1	1	0	-	2	0	0	0	-	0	0	6	0	-	6	8
% Mediums	0.4	0.8	-	-	0.5	0.0	0.0	-	-	0.0	0.0	2.6	-	-	2.0	1.0
Articulated Trucks	6	0	0	-	6	0	0	0	-	0	0	4	0	-	4	10
% Articulated Trucks	2.5	0.0	-	-	1.6	0.0	0.0	-	-	0.0	0.0	1.7	-	-	1.3	1.3
Bicycles on Crosswalk	-	-	-	0	-	-	-	-	0	-	-	-	-	0	-	-
% Bicycles on Crosswalk	-	-	-	-	-	-	-	-	-	-	-	-	-	-	-	-
Pedestrians	-	-	-	0	-	-	-	-	0	-	-	-	-	0	-	-
% Pedestrians	-	-	-	-	-	-	-	-	-	-	-	-	-	-	-	-

City of Lloydminster
4420-50 Avenue

Lloydminster, Alberta, Canada T9V 0W2
(780) 875-6184 waguinaldo@lloydminster.ca

Count Name: 34 Street and 75 Avenue
Site Code: 3475
Start Date: 05/15/2025

Southbound Approach [N]		
Out	In	Total
281	364	645
6	2	8
4	6	10
0	0	0
0	0	0
291	**372**	**663**

237	127	0	0
1	1	0	0
6	0	0	0
0	0	0	0
0	0	0	0
244	**128**	**0**	**0**
T	L	U	P

Peak Hour Data

05/15/2025 4:30 PM
Ending At
05/15/2025 5:30 PM

Lights
Mediums
Articulated Trucks
Bicycles on Crosswalk
Pedestrians

R	L	U	P
57	**46**	**0**	**0**
0	0	0	0
0	0	0	0
0	0	0	0
0	0	0	0
0	0	0	0
57	46	0	0

Westbound Approach [E]		
Out	In	Total
196	103	299
1	0	1
0	0	0
0	0	0
0	0	0
197	**103**	**300**

U	T	R	P
0	224	69	0
0	6	0	0
0	4	0	0
0	0	0	0
0	0	0	0
0	**234**	**69**	**0**

283	293	576
1	6	7
6	4	10
0	0	0
0	0	0
290	**303**	**593**
Out	In	Total
Northbound Approach [S]		

Turning Movement Peak Hour Data Plot (4:30 PM)

City of Lloydminster
4420-50 Avenue

Lloydminster, Alberta, Canada T9V 0W2
(780) 875-6184 waguinaldo@lloydminster.ca

Count Name: 35 Street and 57 Avenue
Site Code: 3557
Start Date: 05/20/2025

Turning Movement Data

Start Time	Southbound Approach					Westbound Approach					Northbound Approach					
	Southbound					Westbound					Northbound					
	Thru	Left	U-Turn	Peds	App. Total	Right	Left	U-Turn	Peds	App. Total	Right	Thru	U-Turn	Peds	App. Total	Int. Total
7:00 AM	13	0	1	0	14	1	0	0	1	1	0	19	0	0	19	34
7:15 AM	11	0	0	0	11	7	0	0	0	7	0	20	0	0	20	38
7:30 AM	20	1	0	0	21	3	0	0	0	3	0	36	0	0	36	60
7:45 AM	37	4	1	0	42	3	2	0	1	5	4	75	0	0	79	126
Hourly Total	81	5	2	0	88	14	2	0	2	16	4	150	0	0	154	258
8:00 AM	53	5	0	0	58	5	0	0	3	5	2	82	0	1	84	147
8:15 AM	72	16	0	0	88	13	2	0	5	15	8	104	0	0	112	215
8:30 AM	32	7	3	0	42	13	0	0	1	13	0	88	0	0	88	143
8:45 AM	21	2	0	0	23	6	1	0	0	7	0	48	0	0	48	78
Hourly Total	178	30	3	0	211	37	3	0	9	40	10	322	0	1	332	583
*** BREAK ***	-	-	-	-	-	-	-	-	-	-	-	-	-	-	-	-
11:30 AM	32	4	0	0	36	3	0	0	0	3	0	26	0	0	26	65
11:45 AM	32	6	0	0	38	2	0	0	0	2	0	28	0	0	28	68
Hourly Total	64	10	0	0	74	5	0	0	0	5	0	54	0	0	54	133
12:00 PM	47	8	0	0	55	3	2	0	2	5	0	28	0	0	28	88
12:15 PM	52	5	0	0	57	8	0	0	1	8	2	24	0	0	26	91
12:30 PM	32	4	0	1	36	6	0	1	2	7	1	33	0	0	34	77
12:45 PM	27	2	0	0	29	9	0	0	0	9	0	50	0	0	50	88
Hourly Total	158	19	0	1	177	26	2	1	5	29	3	135	0	0	138	344
1:00 PM	25	2	0	0	27	1	0	0	0	1	2	36	0	0	38	66
1:15 PM	19	2	0	0	21	4	1	0	0	5	0	25	0	0	25	51
*** BREAK ***	-	-	-	-	-	-	-	-	-	-	-	-	-	-	-	-
Hourly Total	44	4	0	0	48	5	1	0	0	6	2	61	0	0	63	117
4:00 PM	45	9	0	0	54	4	1	0	0	5	0	30	0	0	30	89
4:15 PM	60	5	0	0	65	1	0	0	0	1	0	30	0	0	30	96
4:30 PM	49	9	1	0	59	6	0	0	1	6	0	44	0	0	44	109
4:45 PM	57	3	0	0	60	5	0	0	2	5	0	42	0	0	42	107
Hourly Total	211	26	1	0	238	16	1	0	3	17	0	146	0	0	146	401
5:00 PM	60	7	0	0	67	5	1	0	0	6	0	37	0	0	37	110
5:15 PM	56	11	0	1	67	1	1	0	0	2	1	31	0	0	32	101
5:30 PM	42	7	0	0	49	5	1	0	0	6	0	27	0	0	27	82
5:45 PM	41	5	1	0	47	1	0	0	0	1	0	32	0	1	32	80
Hourly Total	199	30	1	1	230	12	3	0	0	15	1	127	0	1	128	373
Grand Total	935	124	7	2	1066	115	12	1	19	128	20	995	0	2	1015	2209
Approach %	87.7	11.6	0.7	-	-	89.8	9.4	0.8	-	-	2.0	98.0	0.0	-	-	-
Total %	42.3	5.6	0.3	-	48.3	5.2	0.5	0.0	-	5.8	0.9	45.0	0.0	-	45.9	-

Lights	912	123	7	-	1042	111	11	1	-	123	17	981	0	-	998	2163
% Lights	97.5	99.2	100.0	-	97.7	96.5	91.7	100.0	-	96.1	85.0	98.6	-	-	98.3	97.9
Mediums	21	1	0	-	22	4	1	0	-	5	3	14	0	-	17	44
% Mediums	2.2	0.8	0.0	-	2.1	3.5	8.3	0.0	-	3.9	15.0	1.4	-	-	1.7	2.0
Articulated Trucks	2	0	0	-	2	0	0	0	-	0	0	0	0	-	0	2
% Articulated Trucks	0.2	0.0	0.0	-	0.2	0.0	0.0	0.0	-	0.0	0.0	0.0	-	-	0.0	0.1
Bicycles on Crosswalk	-	-	-	0	-	-	-	-	0	-	-	-	-	0	-	-
% Bicycles on Crosswalk	-	-	-	0.0	-	-	-	-	0.0	-	-	-	-	0.0	-	-
Pedestrians	-	-	-	2	-	-	-	-	19	-	-	-	-	2	-	-
% Pedestrians	-	-	-	100.0	-	-	-	-	100.0	-	-	-	-	100.0	-	-

City of Lloydminster
4420-50 Avenue

Lloydminster, Alberta, Canada T9V 0W2
(780) 875-6184 waguinaldo@lloydminster.ca

Count Name: 35 Street and 57 Avenue
Site Code: 3557
Start Date: 05/20/2025

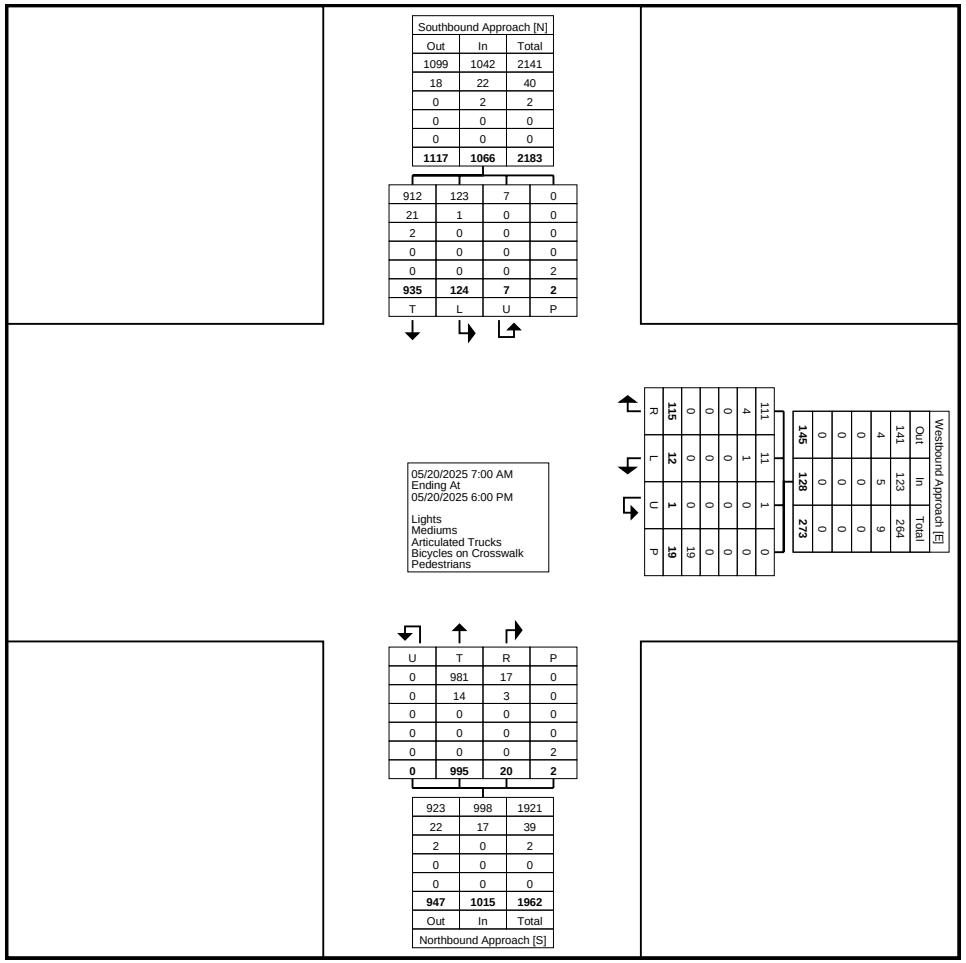

Turning Movement Data Plot

City of Lloydminster
4420-50 Avenue

Lloydminster, Alberta, Canada T9V 0W2
(780) 875-6184 waguinaldo@lloydminster.ca

Count Name: 35 Street and 57 Avenue
Site Code: 3557
Start Date: 05/20/2025

Turning Movement Peak Hour Data (7:45 AM)

Start Time	Southbound Approach					Westbound Approach					Northbound Approach					
	Southbound					Westbound					Northbound					
	Thru	Left	U-Turn	Peds	App. Total	Right	Left	U-Turn	Peds	App. Total	Right	Thru	U-Turn	Peds	App. Total	Int. Total
7:45 AM	37	4	1	0	42	3	2	0	1	5	4	75	0	0	79	126
8:00 AM	53	5	0	0	58	5	0	0	3	5	2	82	0	1	84	147
8:15 AM	72	16	0	0	88	13	2	0	5	15	8	104	0	0	112	215
8:30 AM	32	7	3	0	42	13	0	0	1	13	0	88	0	0	88	143
Total	194	32	4	0	230	34	4	0	10	38	14	349	0	1	363	631
Approach %	84.3	13.9	1.7	-	-	89.5	10.5	0.0	-	-	3.9	96.1	0.0	-	-	-
Total %	30.7	5.1	0.6	-	36.5	5.4	0.6	0.0	-	6.0	2.2	55.3	0.0	-	57.5	-
PHF	0.674	0.500	0.333	-	0.653	0.654	0.500	0.000	-	0.633	0.438	0.839	0.000	-	0.810	0.734
Lights	181	32	4	-	217	33	3	0	-	36	13	340	0	-	353	606
% Lights	93.3	100.0	100.0	-	94.3	97.1	75.0	-	-	94.7	92.9	97.4	-	-	97.2	96.0
Mediums	12	0	0	-	12	1	1	0	-	2	1	9	0	-	10	24
% Mediums	6.2	0.0	0.0	-	5.2	2.9	25.0	-	-	5.3	7.1	2.6	-	-	2.8	3.8
Articulated Trucks	1	0	0	-	1	0	0	0	-	0	0	0	0	-	0	1
% Articulated Trucks	0.5	0.0	0.0	-	0.4	0.0	0.0	-	-	0.0	0.0	0.0	-	-	0.0	0.2
Bicycles on Crosswalk	-	-	-	0	-	-	-	-	0	-	-	-	-	0	-	-
% Bicycles on Crosswalk	-	-	-	-	-	-	-	-	0.0	-	-	-	-	0.0	-	-
Pedestrians	-	-	-	0	-	-	-	-	10	-	-	-	-	1	-	-
% Pedestrians	-	-	-	-	-	-	-	-	100.0	-	-	-	-	100.0	-	-

City of Lloydminster
4420-50 Avenue

Lloydminster, Alberta, Canada T9V 0W2
(780) 875-6184 waguinaldo@lloydminster.ca

Count Name: 35 Street and 57 Avenue
Site Code: 3557
Start Date: 05/20/2025

Southbound Approach [N]		
Out	In	Total
377	217	594
10	12	22
0	1	1
0	0	0
0	0	0
387	**230**	**617**

181	32	4	0
12	0	0	0
1	0	0	0
0	0	0	0
0	0	0	0
194	**32**	**4**	**0**
T	L	U	P

Peak Hour Data

05/20/2025 7:45 AM
Ending At
05/20/2025 8:45 AM

Lights
Mediums
Articulated Trucks
Bicycles on Crosswalk
Pedestrians

R	L	U	P
34	**4**	**0**	**10**
0	0	0	10
0	0	0	0
0	0	0	0
1	1	0	0
33	3	0	0

Westbound Approach [E]		
Out	In	Total
45	36	81
1	2	3
0	0	0
0	0	0
0	0	0
46	**38**	**84**

U	T	R	P
0	340	13	0
0	9	1	0
0	0	0	0
0	0	0	0
0	0	0	1
0	**349**	**14**	**1**

184	353	537
13	10	23
1	0	1
0	0	0
0	0	0
198	**363**	**561**
Out	In	Total
Northbound Approach [S]		

Turning Movement Peak Hour Data Plot (7:45 AM)

City of Lloydminster
4420-50 Avenue

Lloydminster, Alberta, Canada T9V 0W2
(780) 875-6184 waguinaldo@lloydminster.ca

Count Name: 35 Street and 57 Avenue
Site Code: 3557
Start Date: 05/20/2025

Turning Movement Peak Hour Data (12:00 PM)

Start Time	Southbound Approach					Westbound Approach					Northbound Approach					
	Southbound					Westbound					Northbound					
	Thru	Left	U-Turn	Peds	App. Total	Right	Left	U-Turn	Peds	App. Total	Right	Thru	U-Turn	Peds	App. Total	Int. Total
12:00 PM	47	8	0	0	55	3	2	0	2	5	0	28	0	0	28	88
12:15 PM	52	5	0	0	57	8	0	0	1	8	2	24	0	0	26	91
12:30 PM	32	4	0	1	36	6	0	1	2	7	1	33	0	0	34	77
12:45 PM	27	2	0	0	29	9	0	0	0	9	0	50	0	0	50	88
Total	158	19	0	1	177	26	2	1	5	29	3	135	0	0	138	344
Approach %	89.3	10.7	0.0	-	-	89.7	6.9	3.4	-	-	2.2	97.8	0.0	-	-	-
Total %	45.9	5.5	0.0	-	51.5	7.6	0.6	0.3	-	8.4	0.9	39.2	0.0	-	40.1	-
PHF	0.760	0.594	0.000	-	0.776	0.722	0.250	0.250	-	0.806	0.375	0.675	0.000	-	0.690	0.945
Lights	156	18	0	-	174	24	2	1	-	27	2	133	0	-	135	336
% Lights	98.7	94.7	-	-	98.3	92.3	100.0	100.0	-	93.1	66.7	98.5	-	-	97.8	97.7
Mediums	2	1	0	-	3	2	0	0	-	2	1	2	0	-	3	8
% Mediums	1.3	5.3	-	-	1.7	7.7	0.0	0.0	-	6.9	33.3	1.5	-	-	2.2	2.3
Articulated Trucks	0	0	0	-	0	0	0	0	-	0	0	0	0	-	0	0
% Articulated Trucks	0.0	0.0	-	-	0.0	0.0	0.0	0.0	-	0.0	0.0	0.0	-	-	0.0	0.0
Bicycles on Crosswalk	-	-	-	0	-	-	-	-	0	-	-	-	-	0	-	-
% Bicycles on Crosswalk	-	-	-	0.0	-	-	-	-	0.0	-	-	-	-	-	-	-
Pedestrians	-	-	-	1	-	-	-	-	5	-	-	-	-	0	-	-
% Pedestrians	-	-	-	100.0	-	-	-	-	100.0	-	-	-	-	-	-	-

City of Lloydminster
4420-50 Avenue

Lloydminster, Alberta, Canada T9V 0W2
(780) 875-6184 waguinaldo@lloydminster.ca

Count Name: 35 Street and 57 Avenue
Site Code: 3557
Start Date: 05/20/2025

Southbound Approach [N]		
Out	In	Total
157	174	331
4	3	7
0	0	0
0	0	0
0	0	0
161	**177**	**338**

T	L	U	P
156	18	0	0
2	1	0	0
0	0	0	0
0	0	0	0
0	0	0	1
158	**19**	**0**	**1**

Peak Hour Data

05/20/2025 12:00 PM
Ending At
05/20/2025 1:00 PM

Lights
Mediums
Articulated Trucks
Bicycles on Crosswalk
Pedestrians

Westbound Approach [E]				
Out	In	Total		
21	27	48		
2	2	4		
0	0	0		
0	0	0		
0	0	0		
23	**29**	**52**		

U	L	T	R	P
24	2	0	0	0
2	0	0	0	0
0	0	0	0	0
0	0	0	0	0
0	0	0	0	5
26	**2**	**1**	**0**	**5**
R	L	U	P	

U	T	R	P
0	133	2	0
0	2	1	0
0	0	0	0
0	0	0	0
0	0	0	0
0	**135**	**3**	**0**

Northbound Approach [S]		
Out	In	Total
158	135	293
2	3	5
0	0	0
0	0	0
0	0	0
160	**138**	**298**

Turning Movement Peak Hour Data Plot (12:00 PM)

City of Lloydminster
4420-50 Avenue

Lloydminster, Alberta, Canada T9V 0W2
(780) 875-6184 waguinaldo@lloydminster.ca

Count Name: 35 Street and 57 Avenue
Site Code: 3557
Start Date: 05/20/2025

Turning Movement Peak Hour Data (4:30 PM)

Start Time	Southbound Approach					Westbound Approach					Northbound Approach					
	Southbound					Westbound					Northbound					
	Thru	Left	U-Turn	Peds	App. Total	Right	Left	U-Turn	Peds	App. Total	Right	Thru	U-Turn	Peds	App. Total	Int. Total
4:30 PM	49	9	1	0	59	6	0	0	1	6	0	44	0	0	44	109
4:45 PM	57	3	0	0	60	5	0	0	2	5	0	42	0	0	42	107
5:00 PM	60	7	0	0	67	5	1	0	0	6	0	37	0	0	37	110
5:15 PM	56	11	0	1	67	1	1	0	0	2	1	31	0	0	32	101
Total	222	30	1	1	253	17	2	0	3	19	1	154	0	0	155	427
Approach %	87.7	11.9	0.4	-	-	89.5	10.5	0.0	-	-	0.6	99.4	0.0	-	-	-
Total %	52.0	7.0	0.2	-	59.3	4.0	0.5	0.0	-	4.4	0.2	36.1	0.0	-	36.3	-
PHF	0.925	0.682	0.250	-	0.944	0.708	0.500	0.000	-	0.792	0.250	0.875	0.000	-	0.881	0.970
Lights	221	30	1	-	252	17	2	0	-	19	1	153	0	-	154	425
% Lights	99.5	100.0	100.0	-	99.6	100.0	100.0	-	-	100.0	100.0	99.4	-	-	99.4	99.5
Mediums	1	0	0	-	1	0	0	0	-	0	0	1	0	-	1	2
% Mediums	0.5	0.0	0.0	-	0.4	0.0	0.0	-	-	0.0	0.0	0.6	-	-	0.6	0.5
Articulated Trucks	0	0	0	-	0	0	0	0	-	0	0	0	0	-	0	0
% Articulated Trucks	0.0	0.0	0.0	-	0.0	0.0	0.0	-	-	0.0	0.0	0.0	-	-	0.0	0.0
Bicycles on Crosswalk	-	-	-	0	-	-	-	-	0	-	-	-	-	0	-	-
% Bicycles on Crosswalk	-	-	-	0.0	-	-	-	-	0.0	-	-	-	-	-	-	-
Pedestrians	-	-	-	1	-	-	-	-	3	-	-	-	-	0	-	-
% Pedestrians	-	-	-	100.0	-	-	-	-	100.0	-	-	-	-	-	-	-

City of Lloydminster
4420-50 Avenue

Lloydminster, Alberta, Canada T9V 0W2
(780) 875-6184 waguinaldo@lloydminster.ca

Count Name: 35 Street and 57 Avenue
Site Code: 3557
Start Date: 05/20/2025

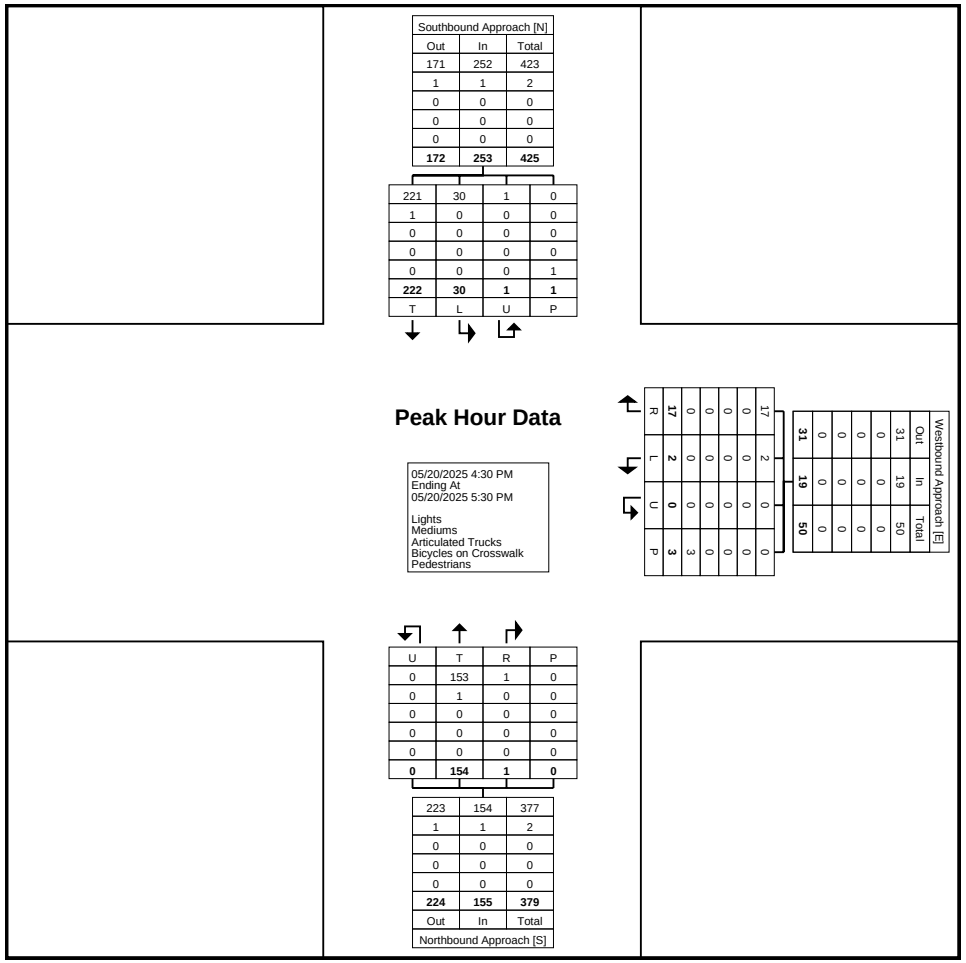

Turning Movement Peak Hour Data Plot (4:30 PM)

City of Lloydminster
4420-50 Avenue

Lloydminster, Alberta, Canada T9V 0W2
(780) 875-6184 waguinaldo@lloydminster.ca

Count Name: 36 Street and 40 Avenue
Site Code: 3640
Start Date: 05/26/2025
Page No: 1

Turning Movement Data

Start Time	Southbound Approach					Northbound Approach					Eastbound Approach					
	Southbound					Northbound					Eastbound					
	Right	Thru	U-Turn	Peds	App. Total	Thru	Left	U-Turn	Peds	App. Total	Right	Left	U-Turn	Peds	App. Total	Int. Total
7:00 AM	4	17	0	0	21	17	8	0	0	25	4	19	0	0	23	69
7:15 AM	11	17	0	0	28	27	14	0	0	41	7	30	0	0	37	106
7:30 AM	16	27	0	0	43	43	10	0	0	53	4	27	0	0	31	127
7:45 AM	12	29	0	0	41	49	13	0	0	62	6	35	0	2	41	144
Hourly Total	43	90	0	0	133	136	45	0	0	181	21	111	0	2	132	446
8:00 AM	21	29	0	0	50	33	9	0	0	42	7	11	0	0	18	110
8:15 AM	18	26	0	0	44	19	4	0	0	23	5	19	0	0	24	91
8:30 AM	13	20	0	0	33	22	5	0	0	27	5	15	0	0	20	80
8:45 AM	25	20	0	0	45	20	9	0	0	29	8	13	0	0	21	95
Hourly Total	77	95	0	0	172	94	27	0	0	121	25	58	0	0	83	376
*** BREAK ***	-	-	-	-	-	-	-	-	-	-	-	-	-	-	-	-
11:30 AM	13	22	0	0	35	15	2	0	0	17	4	15	0	0	19	71
11:45 AM	20	22	0	0	42	15	1	0	0	16	4	15	0	0	19	77
Hourly Total	33	44	0	0	77	30	3	0	0	33	8	30	0	0	38	148
12:00 PM	35	36	0	0	71	27	7	0	0	34	7	13	0	1	20	125
12:15 PM	25	28	0	0	53	35	4	0	0	39	5	16	0	1	21	113
12:30 PM	18	22	0	0	40	27	12	0	0	39	3	23	0	0	26	105
12:45 PM	15	11	0	0	26	32	10	0	0	42	14	33	0	1	47	115
Hourly Total	93	97	0	0	190	121	33	0	0	154	29	85	0	3	114	458
1:00 PM	17	24	0	0	41	19	8	0	0	27	6	15	0	0	21	89
1:15 PM	17	18	0	0	35	24	7	0	0	31	5	9	0	0	14	80
*** BREAK ***	-	-	-	-	-	-	-	-	-	-	-	-	-	-	-	-
Hourly Total	34	42	0	0	76	43	15	0	0	58	11	24	0	0	35	169
4:00 PM	27	36	0	0	63	30	6	0	0	36	19	30	0	0	49	148
4:15 PM	34	27	0	0	61	29	9	0	0	38	7	19	0	0	26	125
4:30 PM	37	44	0	0	81	39	4	0	0	43	16	18	0	0	34	158
4:45 PM	25	32	0	0	57	41	18	0	0	59	14	29	0	0	43	159
Hourly Total	123	139	0	0	262	139	37	0	0	176	56	96	0	0	152	590
5:00 PM	61	53	0	0	114	37	9	0	0	46	8	21	0	0	29	189
5:15 PM	38	46	0	0	84	25	13	0	0	38	4	16	0	0	20	142
5:30 PM	44	37	0	0	81	34	14	0	0	48	12	21	0	0	33	162
5:45 PM	32	25	0	0	57	22	5	0	0	27	6	19	0	0	25	109
Hourly Total	175	161	0	0	336	118	41	0	0	159	30	77	0	0	107	602
Grand Total	578	668	0	0	1246	681	201	0	0	882	180	481	0	5	661	2789
Approach %	46.4	53.6	0.0	-	-	77.2	22.8	0.0	-	-	27.2	72.8	0.0	-	-	-
Total %	20.7	24.0	0.0	-	44.7	24.4	7.2	0.0	-	31.6	6.5	17.2	0.0	-	23.7	-

Lights	562	614	0	-	1176	625	198	0	-	823	177	464	0	-	641	2640
% Lights	97.2	91.9	-	-	94.4	91.8	98.5	-	-	93.3	98.3	96.5	-	-	97.0	94.7
Mediums	15	27	0	-	42	28	3	0	-	31	3	16	0	-	19	92
% Mediums	2.6	4.0	-	-	3.4	4.1	1.5	-	-	3.5	1.7	3.3	-	-	2.9	3.3
Articulated Trucks	1	27	0	-	28	28	0	0	-	28	0	1	0	-	1	57
% Articulated Trucks	0.2	4.0	-	-	2.2	4.1	0.0	-	-	3.2	0.0	0.2	-	-	0.2	2.0
Bicycles on Crosswalk	-	-	-	0	-	-	-	-	0	-	-	-	-	1	-	-
% Bicycles on Crosswalk	-	-	-	-	-	-	-	-	-	-	-	-	-	20.0	-	-
Pedestrians	-	-	-	0	-	-	-	-	0	-	-	-	-	4	-	-
% Pedestrians	-	-	-	-	-	-	-	-	-	-	-	-	-	80.0	-	-

City of Lloydminster
4420-50 Avenue

Lloydminster, Alberta, Canada T9V 0W2
(780) 875-6184 waguinaldo@lloydminster.ca

Count Name: 36 Street and 40 Avenue
Site Code: 3640
Start Date: 05/26/2025
Page No: 3

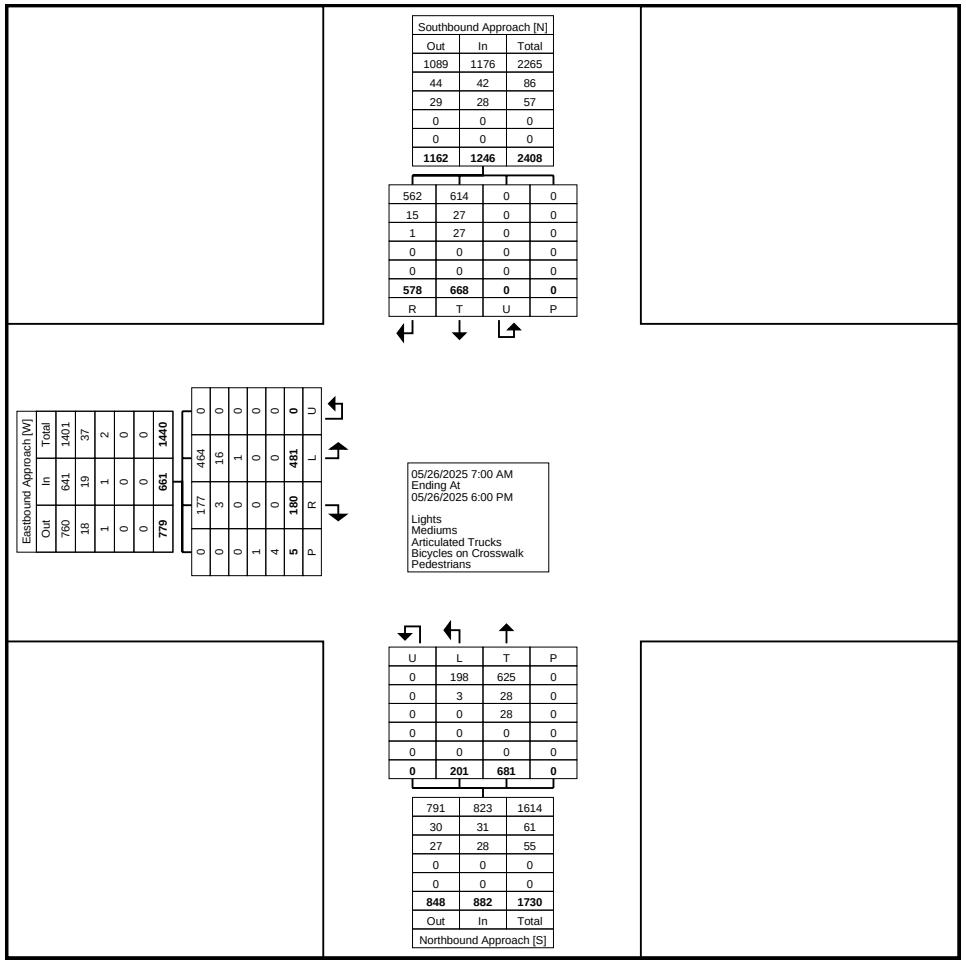

Turning Movement Data Plot

City of Lloydminster
4420-50 Avenue

Lloydminster, Alberta, Canada T9V 0W2
(780) 875-6184 waguinaldo@lloydminster.ca

Count Name: 36 Street and 40 Avenue
Site Code: 3640
Start Date: 05/26/2025

Turning Movement Peak Hour Data (7:15 AM)

Start Time	Southbound Approach					Northbound Approach					Eastbound Approach					
	Southbound					Northbound					Eastbound					
	Right	Thru	U-Turn	Peds	App. Total	Thru	Left	U-Turn	Peds	App. Total	Right	Left	U-Turn	Peds	App. Total	Int. Total
7:15 AM	11	17	0	0	28	27	14	0	0	41	7	30	0	0	37	106
7:30 AM	16	27	0	0	43	43	10	0	0	53	4	27	0	0	31	127
7:45 AM	12	29	0	0	41	49	13	0	0	62	6	35	0	2	41	144
8:00 AM	21	29	0	0	50	33	9	0	0	42	7	11	0	0	18	110
Total	60	102	0	0	162	152	46	0	0	198	24	103	0	2	127	487
Approach %	37.0	63.0	0.0	-	-	76.8	23.2	0.0	-	-	18.9	81.1	0.0	-	-	-
Total %	12.3	20.9	0.0	-	33.3	31.2	9.4	0.0	-	40.7	4.9	21.1	0.0	-	26.1	-
PHF	0.714	0.879	0.000	-	0.810	0.776	0.821	0.000	-	0.798	0.857	0.736	0.000	-	0.774	0.845
Lights	54	88	0	-	142	149	46	0	-	195	24	101	0	-	125	462
% Lights	90.0	86.3	-	-	87.7	98.0	100.0	-	-	98.5	100.0	98.1	-	-	98.4	94.9
Mediums	6	11	0	-	17	1	0	0	-	1	0	1	0	-	1	19
% Mediums	10.0	10.8	-	-	10.5	0.7	0.0	-	-	0.5	0.0	1.0	-	-	0.8	3.9
Articulated Trucks	0	3	0	-	3	2	0	0	-	2	0	1	0	-	1	6
% Articulated Trucks	0.0	2.9	-	-	1.9	1.3	0.0	-	-	1.0	0.0	1.0	-	-	0.8	1.2
Bicycles on Crosswalk	-	-	-	0	-	-	-	-	0	-	-	-	-	0	-	-
% Bicycles on Crosswalk	-	-	-	-	-	-	-	-	-	-	-	-	-	0.0	-	-
Pedestrians	-	-	-	0	-	-	-	-	0	-	-	-	-	2	-	-
% Pedestrians	-	-	-	-	-	-	-	-	-	-	-	-	-	100.0	-	-

City of Lloydminster
4420-50 Avenue

Lloydminster, Alberta, Canada T9V 0W2
(780) 875-6184 waguinaldo@lloydminster.ca

Count Name: 36 Street and 40 Avenue
Site Code: 3640
Start Date: 05/26/2025
Page No: 5

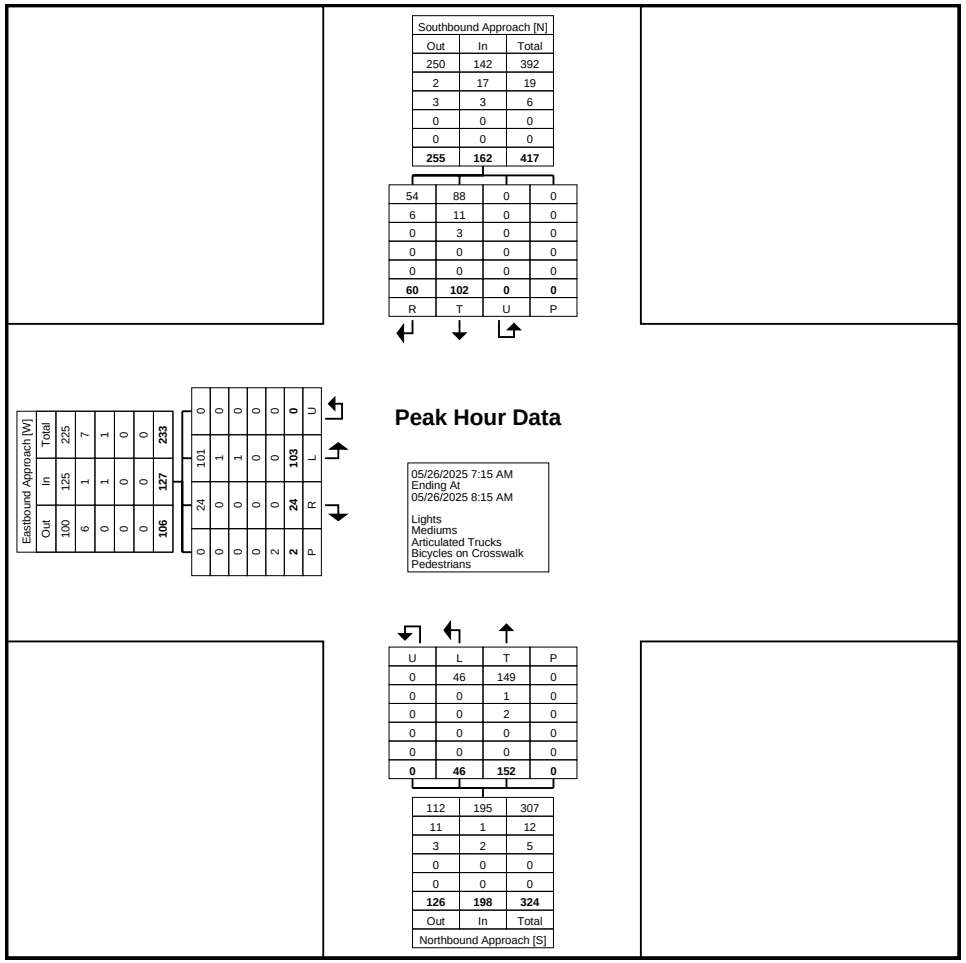

Turning Movement Peak Hour Data Plot (7:15 AM)

City of Lloydminster
4420-50 Avenue

Lloydminster, Alberta, Canada T9V 0W2
(780) 875-6184 waguinaldo@lloydminster.ca

Count Name: 36 Street and 40 Avenue
Site Code: 3640
Start Date: 05/26/2025

Turning Movement Peak Hour Data (12:00 PM)

Start Time	Southbound Approach					Northbound Approach					Eastbound Approach					
	Southbound					Northbound					Eastbound					
	Right	Thru	U-Turn	Peds	App. Total	Thru	Left	U-Turn	Peds	App. Total	Right	Left	U-Turn	Peds	App. Total	Int. Total
12:00 PM	35	36	0	0	71	27	7	0	0	34	7	13	0	1	20	125
12:15 PM	25	28	0	0	53	35	4	0	0	39	5	16	0	1	21	113
12:30 PM	18	22	0	0	40	27	12	0	0	39	3	23	0	0	26	105
12:45 PM	15	11	0	0	26	32	10	0	0	42	14	33	0	1	47	115
Total	93	97	0	0	190	121	33	0	0	154	29	85	0	3	114	458
Approach %	48.9	51.1	0.0	-	-	78.6	21.4	0.0	-	-	25.4	74.6	0.0	-	-	-
Total %	20.3	21.2	0.0	-	41.5	26.4	7.2	0.0	-	33.6	6.3	18.6	0.0	-	24.9	-
PHF	0.664	0.674	0.000	-	0.669	0.864	0.688	0.000	-	0.917	0.518	0.644	0.000	-	0.606	0.916
Lights	88	92	0	-	180	106	33	0	-	139	28	84	0	-	112	431
% Lights	94.6	94.8	-	-	94.7	87.6	100.0	-	-	90.3	96.6	98.8	-	-	98.2	94.1
Mediums	5	1	0	-	6	9	0	0	-	9	1	1	0	-	2	17
% Mediums	5.4	1.0	-	-	3.2	7.4	0.0	-	-	5.8	3.4	1.2	-	-	1.8	3.7
Articulated Trucks	0	4	0	-	4	6	0	0	-	6	0	0	0	-	0	10
% Articulated Trucks	0.0	4.1	-	-	2.1	5.0	0.0	-	-	3.9	0.0	0.0	-	-	0.0	2.2
Bicycles on Crosswalk	-	-	-	0	-	-	-	-	0	-	-	-	-	1	-	-
% Bicycles on Crosswalk	-	-	-	-	-	-	-	-	-	-	-	-	-	33.3	-	-
Pedestrians	-	-	-	0	-	-	-	-	0	-	-	-	-	2	-	-
% Pedestrians	-	-	-	-	-	-	-	-	-	-	-	-	-	66.7	-	-

City of Lloydminster
4420-50 Avenue

Lloydminster, Alberta, Canada T9V 0W2
(780) 875-6184 waguinaldo@lloydminster.ca

Count Name: 36 Street and 40 Avenue
Site Code: 3640
Start Date: 05/26/2025

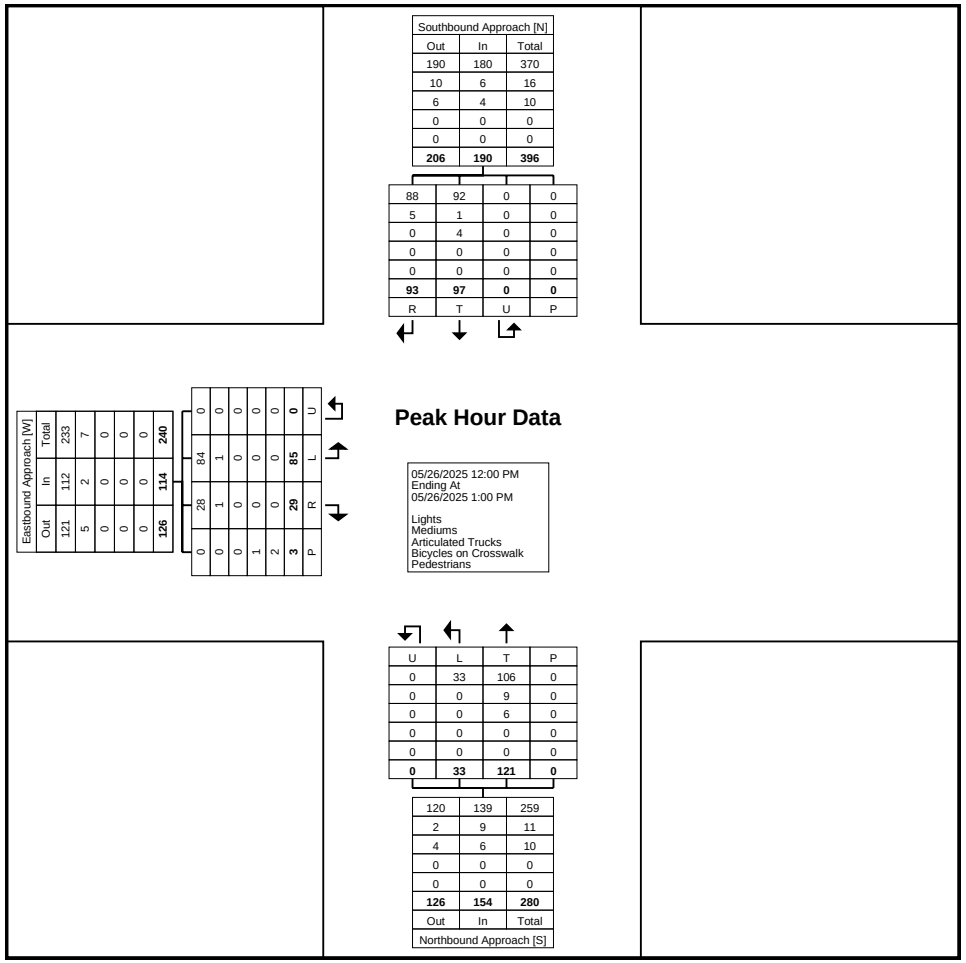

Turning Movement Peak Hour Data Plot (12:00 PM)

City of Lloydminster
4420-50 Avenue

Lloydminster, Alberta, Canada T9V 0W2
(780) 875-6184 waguinaldo@lloydminster.ca

Count Name: 36 Street and 40 Avenue
Site Code: 3640
Start Date: 05/26/2025

Turning Movement Peak Hour Data (4:45 PM)

Start Time	Southbound Approach					Northbound Approach					Eastbound Approach					
	Southbound					Northbound					Eastbound					
	Right	Thru	U-Turn	Peds	App. Total	Thru	Left	U-Turn	Peds	App. Total	Right	Left	U-Turn	Peds	App. Total	Int. Total
4:45 PM	25	32	0	0	57	41	18	0	0	59	14	29	0	0	43	159
5:00 PM	61	53	0	0	114	37	9	0	0	46	8	21	0	0	29	189
5:15 PM	38	46	0	0	84	25	13	0	0	38	4	16	0	0	20	142
5:30 PM	44	37	0	0	81	34	14	0	0	48	12	21	0	0	33	162
Total	168	168	0	0	336	137	54	0	0	191	38	87	0	0	125	652
Approach %	50.0	50.0	0.0	-	-	71.7	28.3	0.0	-	-	30.4	69.6	0.0	-	-	-
Total %	25.8	25.8	0.0	-	51.5	21.0	8.3	0.0	-	29.3	5.8	13.3	0.0	-	19.2	-
PHF	0.689	0.792	0.000	-	0.737	0.835	0.750	0.000	-	0.809	0.679	0.750	0.000	-	0.727	0.862
Lights	165	162	0	-	327	125	53	0	-	178	38	87	0	-	125	630
% Lights	98.2	96.4	-	-	97.3	91.2	98.1	-	-	93.2	100.0	100.0	-	-	100.0	96.6
Mediums	2	4	0	-	6	6	1	0	-	7	0	0	0	-	0	13
% Mediums	1.2	2.4	-	-	1.8	4.4	1.9	-	-	3.7	0.0	0.0	-	-	0.0	2.0
Articulated Trucks	1	2	0	-	3	6	0	0	-	6	0	0	0	-	0	9
% Articulated Trucks	0.6	1.2	-	-	0.9	4.4	0.0	-	-	3.1	0.0	0.0	-	-	0.0	1.4
Bicycles on Crosswalk	-	-	-	0	-	-	-	-	0	-	-	-	-	0	-	-
% Bicycles on Crosswalk	-	-	-	-	-	-	-	-	-	-	-	-	-	-	-	-
Pedestrians	-	-	-	0	-	-	-	-	0	-	-	-	-	0	-	-
% Pedestrians	-	-	-	-	-	-	-	-	-	-	-	-	-	-	-	-

City of Lloydminster
4420-50 Avenue

Lloydminster, Alberta, Canada T9V 0W2
(780) 875-6184 waguinaldo@lloydminster.ca

Count Name: 36 Street and 40 Avenue
Site Code: 3640
Start Date: 05/26/2025
Page No: 9

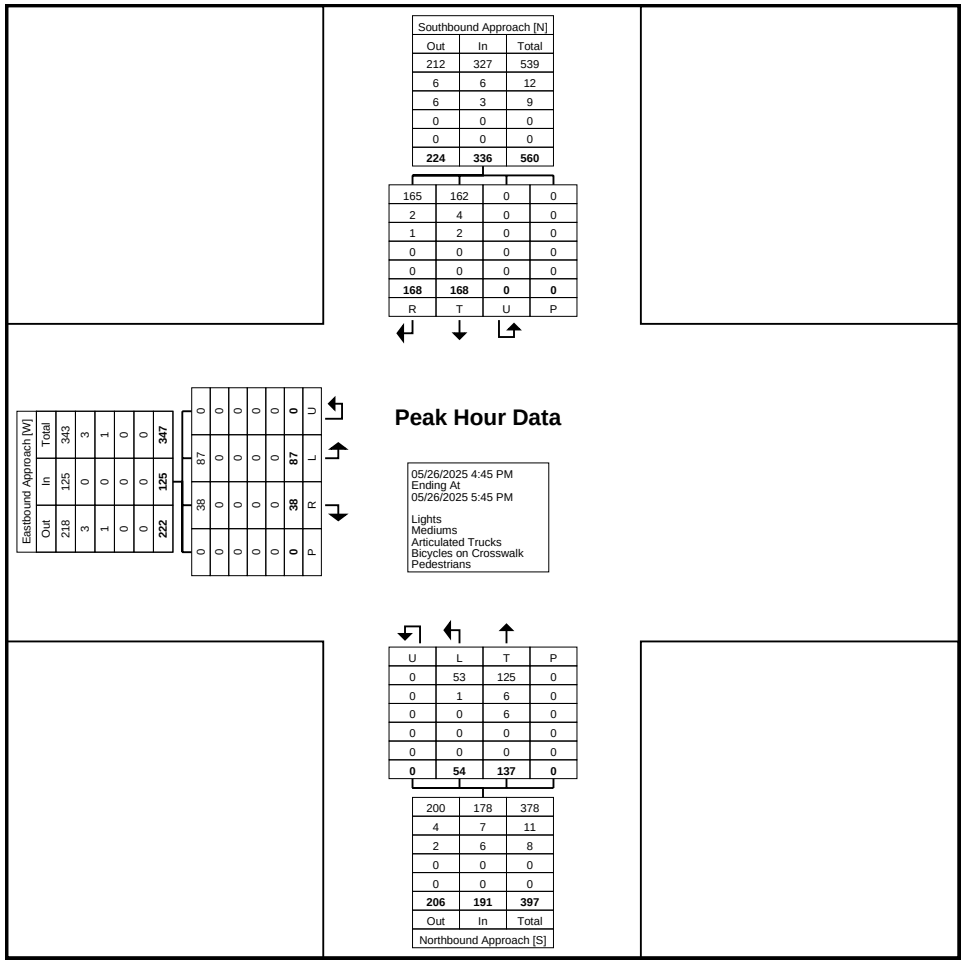

Turning Movement Peak Hour Data Plot (4:45 PM)

City of Lloydminster
4420-50 Avenue

Lloydminster, Alberta, Canada T9V 0W2
(780) 875-6184 waguinaldo@lloydminster.ca

Count Name: 36 Street and 47 Avenue
Site Code: 3647
Start Date: 05/26/2025

Turning Movement Data

Start Time	Southbound Approach						Westbound Approach						Northbound Approach						Eastbound Approach						
	Southbound						Westbound						Northbound						Eastbound						
	Right	Thru	Left	U-Turn	Peds	App. Total	Right	Thru	Left	U-Turn	Peds	App. Total	Right	Thru	Left	U-Turn	Peds	App. Total	Right	Thru	Left	U-Turn	Peds	App. Total	Int. Total
7:00 AM	0	3	0	1	0	4	1	8	3	0	0	12	6	11	9	0	0	26	4	15	4	0	0	23	65
7:15 AM	0	3	0	1	0	4	2	17	5	0	1	24	5	11	14	0	0	30	4	12	4	0	0	20	78
7:30 AM	3	3	0	0	0	6	2	34	8	0	0	44	8	14	30	0	0	52	8	16	6	0	1	30	132
7:45 AM	1	5	1	1	4	8	4	40	4	0	2	48	14	22	37	0	1	73	6	33	2	0	2	41	170
Hourly Total	4	14	1	3	4	22	9	99	20	0	3	128	33	58	90	0	1	181	22	76	16	0	3	114	445
8:00 AM	1	8	0	0	1	9	2	30	6	0	1	38	10	10	31	0	0	51	16	17	8	0	0	41	139
8:15 AM	3	6	1	0	2	10	6	34	6	0	4	46	7	17	33	0	2	57	19	23	8	0	1	50	163
8:30 AM	2	9	0	0	8	11	8	37	7	0	10	52	8	24	33	0	3	65	20	25	20	0	5	65	193
8:45 AM	7	12	1	0	0	20	12	48	7	0	3	67	9	16	24	0	3	49	16	24	12	0	0	52	188
Hourly Total	13	35	2	0	11	50	28	149	26	0	18	203	34	67	121	0	8	222	71	89	48	0	6	208	683
*** BREAK ***	-	-	-	-	-	-	-	-	-	-	-	-	-	-	-	-	-	-	-	-	-	-	-	-	-
11:30 AM	3	7	2	0	0	12	0	25	3	0	3	28	5	4	15	0	0	24	25	29	6	0	2	60	124
11:45 AM	4	9	2	0	0	15	2	28	3	0	1	33	4	9	18	0	1	31	13	29	4	0	1	46	125
Hourly Total	7	16	4	0	0	27	2	53	6	0	4	61	9	13	33	0	1	55	38	58	10	0	3	106	249
12:00 PM	6	14	2	0	0	22	0	37	8	0	0	45	5	11	20	0	2	36	14	35	7	0	3	56	159
12:15 PM	3	13	2	0	0	18	1	34	2	0	1	37	3	12	11	0	0	26	16	37	5	0	1	58	139
12:30 PM	3	11	3	0	0	17	1	32	6	0	2	39	4	11	14	0	0	29	13	26	1	0	0	40	125
12:45 PM	2	4	1	0	0	7	2	31	2	0	0	35	5	10	25	0	0	40	10	42	5	0	0	57	139
Hourly Total	14	42	8	0	0	64	4	134	18	0	3	156	17	44	70	0	2	131	53	140	18	0	4	211	562
1:00 PM	4	10	0	0	4	14	0	37	4	0	0	41	3	16	16	0	0	35	16	29	1	0	4	46	136
1:15 PM	0	7	2	0	0	9	0	39	2	0	2	41	2	5	20	0	1	27	16	30	3	0	0	49	126
*** BREAK ***	-	-	-	-	-	-	-	-	-	-	-	-	-	-	-	-	-	-	-	-	-	-	-	-	-
Hourly Total	4	17	2	0	4	23	0	76	6	0	2	82	5	21	36	0	1	62	32	59	4	0	4	95	262
4:00 PM	9	17	1	0	0	27	4	40	7	0	1	51	12	13	27	0	0	52	28	26	6	0	5	60	190
4:15 PM	9	10	4	0	0	23	3	48	3	0	1	54	8	13	11	0	0	32	37	35	12	0	4	84	193
4:30 PM	7	16	2	0	1	25	3	51	10	0	0	64	3	11	24	0	0	38	34	42	10	0	4	86	213
4:45 PM	4	12	2	0	0	18	1	35	2	0	5	38	6	16	33	0	0	55	29	43	6	0	2	78	189
Hourly Total	29	55	9	0	1	93	11	174	22	0	7	207	29	53	95	0	0	177	128	146	34	0	15	308	785
5:00 PM	7	22	1	0	1	30	3	52	17	0	1	72	4	14	23	0	1	41	31	44	5	0	0	80	223
5:15 PM	4	35	6	0	0	45	2	44	6	1	2	53	7	12	25	0	1	44	42	42	3	0	3	87	229
5:30 PM	4	13	2	0	0	19	3	47	11	0	2	61	11	19	12	0	1	42	28	50	5	0	1	83	205
5:45 PM	5	7	5	0	0	17	3	52	10	0	2	65	12	9	18	0	0	39	21	39	9	0	0	69	190
Hourly Total	20	77	14	0	1	111	11	195	44	1	7	251	34	54	78	0	3	166	122	175	22	0	4	319	847
Grand Total	91	256	40	3	21	390	65	880	142	1	44	1088	161	310	523	0	16	994	466	743	152	0	39	1361	3833
Approach %	23.3	65.6	10.3	0.8	-	-	6.0	80.9	13.1	0.1	-	-	16.2	31.2	52.6	0.0	-	-	34.2	54.6	11.2	0.0	-	-	-

Total %	2.4	6.7	1.0	0.1	-	10.2	1.7	23.0	3.7	0.0	-	28.4	4.2	8.1	13.6	0.0	-	25.9	12.2	19.4	4.0	0.0	-	35.5	-
Lights	87	246	39	0	-	372	62	864	138	1	-	1065	153	296	514	0	-	963	458	732	149	0	-	1339	3739
% Lights	95.6	96.1	97.5	0.0	-	95.4	95.4	98.2	97.2	100.0	-	97.9	95.0	95.5	98.3	-	-	96.9	98.3	98.5	98.0	-	-	98.4	97.5
Mediums	4	10	1	3	-	18	3	16	4	0	-	23	8	14	9	0	-	31	8	10	3	0	-	21	93
% Mediums	4.4	3.9	2.5	100.0	-	4.6	4.6	1.8	2.8	0.0	-	2.1	5.0	4.5	1.7	-	-	3.1	1.7	1.3	2.0	-	-	1.5	2.4
Articulated Trucks	0	0	0	0	-	0	0	0	0	0	-	0	0	0	0	0	-	0	0	1	0	0	-	1	1
% Articulated Trucks	0.0	0.0	0.0	0.0	-	0.0	0.0	0.0	0.0	0.0	-	0.0	0.0	0.0	0.0	-	-	0.0	0.0	0.1	0.0	-	-	0.1	0.0
Bicycles on Crosswalk	-	-	-	-	3	-	-	-	-	-	13	-	-	-	-	-	2	-	-	-	-	-	11	-	-
% Bicycles on Crosswalk	-	-	-	-	14.3	-	-	-	-	-	29.5	-	-	-	-	-	12.5	-	-	-	-	-	28.2	-	-
Pedestrians	-	-	-	-	18	-	-	-	-	-	31	-	-	-	-	-	14	-	-	-	-	-	28	-	-
% Pedestrians	-	-	-	-	85.7	-	-	-	-	-	70.5	-	-	-	-	-	87.5	-	-	-	-	-	71.8	-	-

City of Lloydminster
4420-50 Avenue

Lloydminster, Alberta, Canada T9V 0W2
(780) 875-6184 waguinaldo@lloydminster.ca

Count Name: 36 Street and 47 Avenue
Site Code: 3647
Start Date: 05/26/2025

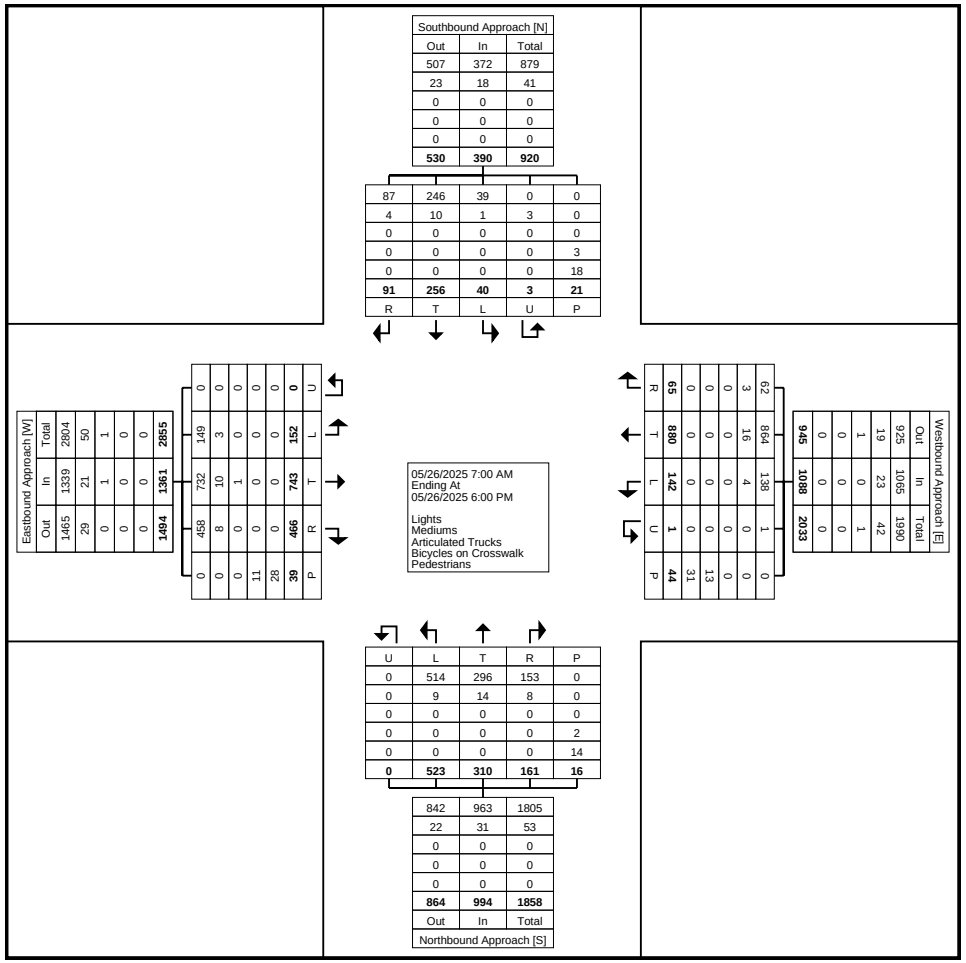

Turning Movement Data Plot

City of Lloydminster
4420-50 Avenue

Lloydminster, Alberta, Canada T9V 0W2
(780) 875-6184 waguinaldo@lloydminster.ca

Count Name: 36 Street and 47 Avenue
Site Code: 3647
Start Date: 05/26/2025

Turning Movement Peak Hour Data (8:00 AM)

Start Time	Southbound Approach						Westbound Approach						Northbound Approach						Eastbound Approach						
	Southbound						Westbound						Northbound						Eastbound						
	Right	Thru	Left	U-Turn	Peds	App. Total	Right	Thru	Left	U-Turn	Peds	App. Total	Right	Thru	Left	U-Turn	Peds	App. Total	Right	Thru	Left	U-Turn	Peds	App. Total	Int. Total
8:00 AM	1	8	0	0	1	9	2	30	6	0	1	38	10	10	31	0	0	51	16	17	8	0	0	41	139
8:15 AM	3	6	1	0	2	10	6	34	6	0	4	46	7	17	33	0	2	57	19	23	8	0	1	50	163
8:30 AM	2	9	0	0	8	11	8	37	7	0	10	52	8	24	33	0	3	65	20	25	20	0	5	65	193
8:45 AM	7	12	1	0	0	20	12	48	7	0	3	67	9	16	24	0	3	49	16	24	12	0	0	52	188
Total	13	35	2	0	11	50	28	149	26	0	18	203	34	67	121	0	8	222	71	89	48	0	6	208	683
Approach %	26.0	70.0	4.0	0.0	-	-	13.8	73.4	12.8	0.0	-	-	15.3	30.2	54.5	0.0	-	-	34.1	42.8	23.1	0.0	-	-	-
Total %	1.9	5.1	0.3	0.0	-	7.3	4.1	21.8	3.8	0.0	-	29.7	5.0	9.8	17.7	0.0	-	32.5	10.4	13.0	7.0	0.0	-	30.5	-
PHF	0.464	0.729	0.500	0.000	-	0.625	0.583	0.776	0.929	0.000	-	0.757	0.850	0.698	0.917	0.000	-	0.854	0.888	0.890	0.600	0.000	-	0.800	0.885
Lights	10	29	2	0	-	41	25	143	24	0	-	192	33	58	117	0	-	208	69	87	46	0	-	202	643
% Lights	76.9	82.9	100.0	-	-	82.0	89.3	96.0	92.3	-	-	94.6	97.1	86.6	96.7	-	-	93.7	97.2	97.8	95.8	-	-	97.1	94.1
Mediums	3	6	0	0	-	9	3	6	2	0	-	11	1	9	4	0	-	14	2	1	2	0	-	5	39
% Mediums	23.1	17.1	0.0	-	-	18.0	10.7	4.0	7.7	-	-	5.4	2.9	13.4	3.3	-	-	6.3	2.8	1.1	4.2	-	-	2.4	5.7
Articulated Trucks	0	0	0	0	-	0	0	0	0	0	-	0	0	0	0	0	-	0	0	1	0	0	-	1	1
% Articulated Trucks	0.0	0.0	0.0	-	-	0.0	0.0	0.0	0.0	-	-	0.0	0.0	0.0	0.0	-	-	0.0	0.0	1.1	0.0	-	-	0.5	0.1
Bicycles on Crosswalk	-	-	-	-	1	-	-	-	-	-	1	-	-	-	-	-	1	-	-	-	-	-	1	-	-
% Bicycles on Crosswalk	-	-	-	-	9.1	-	-	-	-	-	5.6	-	-	-	-	-	12.5	-	-	-	-	-	16.7	-	-
Pedestrians	-	-	-	-	10	-	-	-	-	-	17	-	-	-	-	-	7	-	-	-	-	-	5	-	-
% Pedestrians	-	-	-	-	90.9	-	-	-	-	-	94.4	-	-	-	-	-	87.5	-	-	-	-	-	83.3	-	-

City of Lloydminster
4420-50 Avenue

Lloydminster, Alberta, Canada T9V 0W2
(780) 875-6184 waguinaldo@lloydminster.ca

Count Name: 36 Street and 47 Avenue
Site Code: 3647
Start Date: 05/26/2025

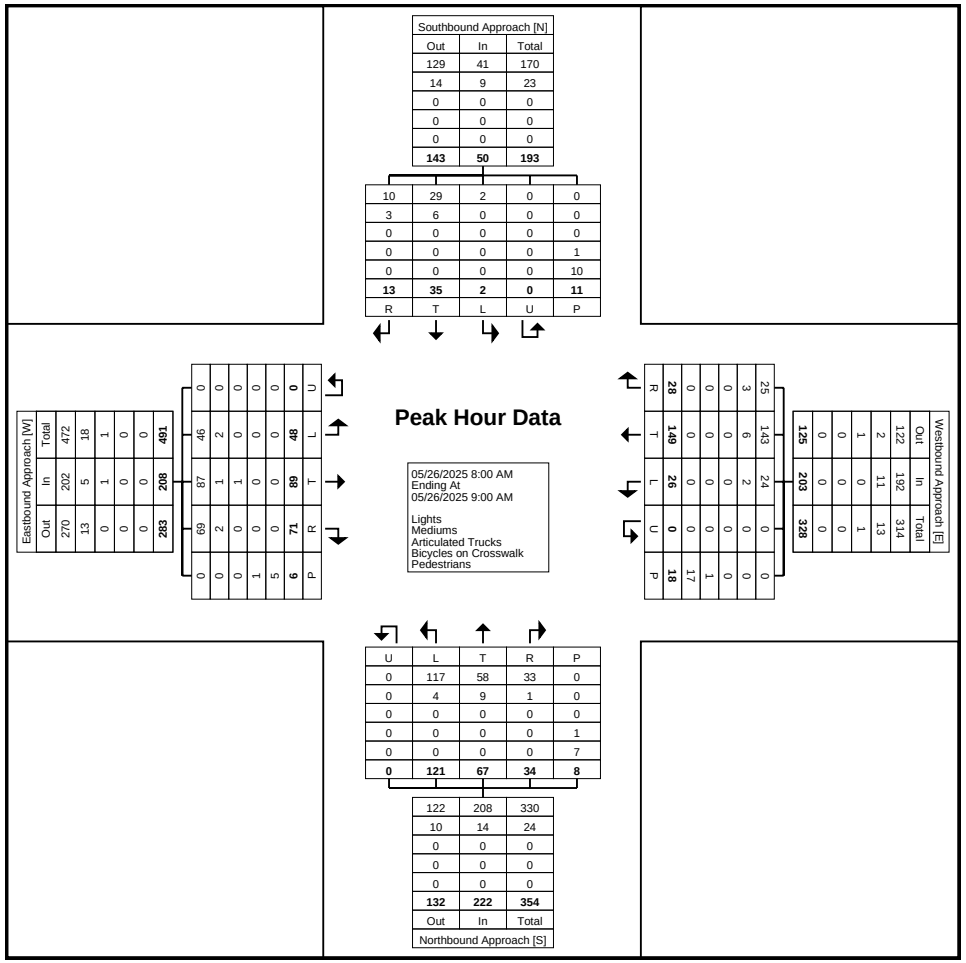

Turning Movement Peak Hour Data Plot (8:00 AM)

City of Lloydminster
4420-50 Avenue

Lloydminster, Alberta, Canada T9V 0W2
(780) 875-6184 waguinaldo@lloydminster.ca

Count Name: 36 Street and 47 Avenue
Site Code: 3647
Start Date: 05/26/2025

Turning Movement Peak Hour Data (12:00 PM)

Start Time	Southbound Approach						Westbound Approach						Northbound Approach						Eastbound Approach						
	Southbound						Westbound						Northbound						Eastbound						
	Right	Thru	Left	U-Turn	Peds	App. Total	Right	Thru	Left	U-Turn	Peds	App. Total	Right	Thru	Left	U-Turn	Peds	App. Total	Right	Thru	Left	U-Turn	Peds	App. Total	Int. Total
12:00 PM	6	14	2	0	0	22	0	37	8	0	0	45	5	11	20	0	2	36	14	35	7	0	3	56	159
12:15 PM	3	13	2	0	0	18	1	34	2	0	1	37	3	12	11	0	0	26	16	37	5	0	1	58	139
12:30 PM	3	11	3	0	0	17	1	32	6	0	2	39	4	11	14	0	0	29	13	26	1	0	0	40	125
12:45 PM	2	4	1	0	0	7	2	31	2	0	0	35	5	10	25	0	0	40	10	42	5	0	0	57	139
Total	14	42	8	0	0	64	4	134	18	0	3	156	17	44	70	0	2	131	53	140	18	0	4	211	562
Approach %	21.9	65.6	12.5	0.0	-	-	2.6	85.9	11.5	0.0	-	-	13.0	33.6	53.4	0.0	-	-	25.1	66.4	8.5	0.0	-	-	-
Total %	2.5	7.5	1.4	0.0	-	11.4	0.7	23.8	3.2	0.0	-	27.8	3.0	7.8	12.5	0.0	-	23.3	9.4	24.9	3.2	0.0	-	37.5	-
PHF	0.583	0.750	0.667	0.000	-	0.727	0.500	0.905	0.563	0.000	-	0.867	0.850	0.917	0.700	0.000	-	0.819	0.828	0.833	0.643	0.000	-	0.909	0.884
Lights	14	41	8	0	-	63	4	132	18	0	-	154	16	42	68	0	-	126	52	138	17	0	-	207	550
% Lights	100.0	97.6	100.0	-	-	98.4	100.0	98.5	100.0	-	-	98.7	94.1	95.5	97.1	-	-	96.2	98.1	98.6	94.4	-	-	98.1	97.9
Mediums	0	1	0	0	-	1	0	2	0	0	-	2	1	2	2	0	-	5	1	2	1	0	-	4	12
% Mediums	0.0	2.4	0.0	-	-	1.6	0.0	1.5	0.0	-	-	1.3	5.9	4.5	2.9	-	-	3.8	1.9	1.4	5.6	-	-	1.9	2.1
Articulated Trucks	0	0	0	0	-	0	0	0	0	0	-	0	0	0	0	0	-	0	0	0	0	0	-	0	0
% Articulated Trucks	0.0	0.0	0.0	-	-	0.0	0.0	0.0	0.0	-	-	0.0	0.0	0.0	0.0	-	-	0.0	0.0	0.0	0.0	-	-	0.0	0.0
Bicycles on Crosswalk	-	-	-	-	0	-	-	-	-	-	1	-	-	-	-	-	0	-	-	-	-	-	1	-	-
% Bicycles on Crosswalk	-	-	-	-	-	-	-	-	-	-	33.3	-	-	-	-	-	0.0	-	-	-	-	-	25.0	-	-
Pedestrians	-	-	-	-	0	-	-	-	-	-	2	-	-	-	-	-	2	-	-	-	-	-	3	-	-
% Pedestrians	-	-	-	-	-	-	-	-	-	-	66.7	-	-	-	-	-	100.0	-	-	-	-	-	75.0	-	-

City of Lloydminster
4420-50 Avenue

Lloydminster, Alberta, Canada T9V 0W2
(780) 875-6184 waguinaldo@lloydminster.ca

Count Name: 36 Street and 47 Avenue
Site Code: 3647
Start Date: 05/26/2025

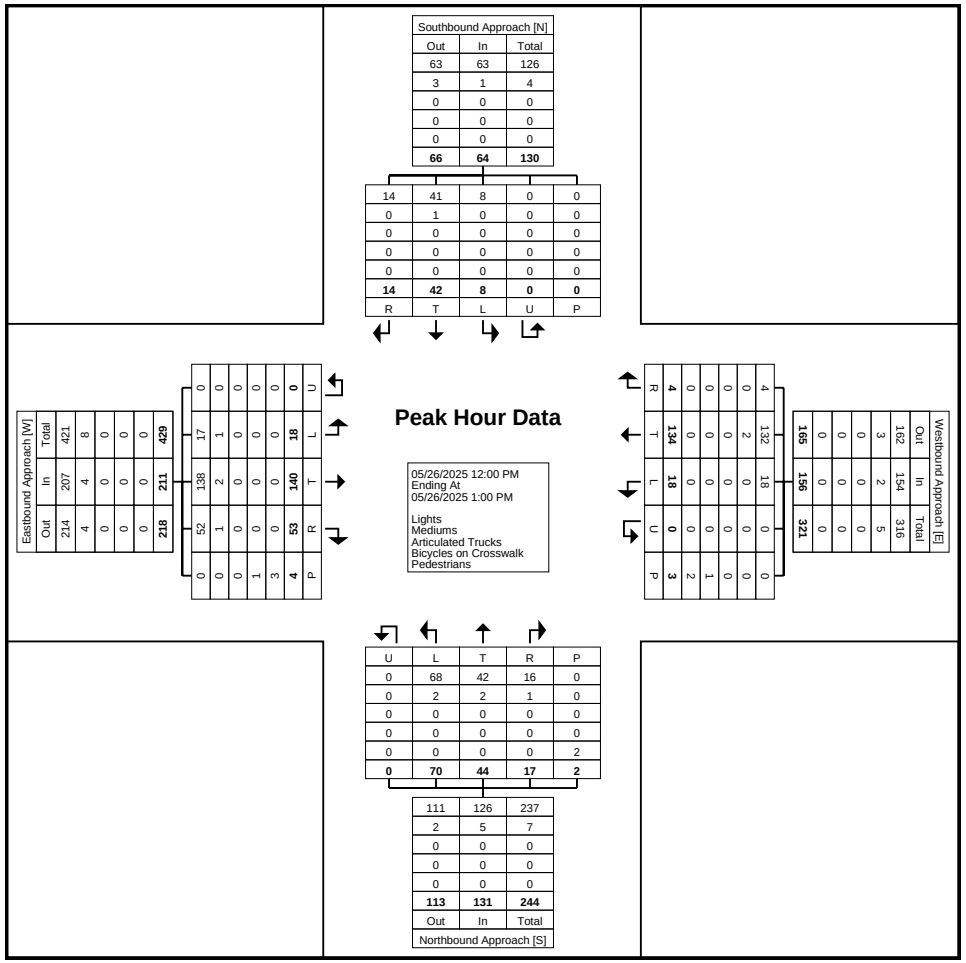

Turning Movement Peak Hour Data Plot (12:00 PM)

City of Lloydminster
4420-50 Avenue

Lloydminster, Alberta, Canada T9V 0W2
(780) 875-6184 waguinaldo@lloydminster.ca

Count Name: 36 Street and 47 Avenue
Site Code: 3647
Start Date: 05/26/2025

Turning Movement Peak Hour Data (4:30 PM)

Start Time	Southbound Approach						Westbound Approach						Northbound Approach						Eastbound Approach						
	Southbound						Westbound						Northbound						Eastbound						
	Right	Thru	Left	U-Turn	Peds	App. Total	Right	Thru	Left	U-Turn	Peds	App. Total	Right	Thru	Left	U-Turn	Peds	App. Total	Right	Thru	Left	U-Turn	Peds	App. Total	Int. Total
4:30 PM	7	16	2	0	1	25	3	51	10	0	0	64	3	11	24	0	0	38	34	42	10	0	4	86	213
4:45 PM	4	12	2	0	0	18	1	35	2	0	5	38	6	16	33	0	0	55	29	43	6	0	2	78	189
5:00 PM	7	22	1	0	1	30	3	52	17	0	1	72	4	14	23	0	1	41	31	44	5	0	0	80	223
5:15 PM	4	35	6	0	0	45	2	44	6	1	2	53	7	12	25	0	1	44	42	42	3	0	3	87	229
Total	22	85	11	0	2	118	9	182	35	1	8	227	20	53	105	0	2	178	136	171	24	0	9	331	854
Approach %	18.6	72.0	9.3	0.0	-	-	4.0	80.2	15.4	0.4	-	-	11.2	29.8	59.0	0.0	-	-	41.1	51.7	7.3	0.0	-	-	-
Total %	2.6	10.0	1.3	0.0	-	13.8	1.1	21.3	4.1	0.1	-	26.6	2.3	6.2	12.3	0.0	-	20.8	15.9	20.0	2.8	0.0	-	38.8	-
PHF	0.786	0.607	0.458	0.000	-	0.656	0.750	0.875	0.515	0.250	-	0.788	0.714	0.828	0.795	0.000	-	0.809	0.810	0.972	0.600	0.000	-	0.951	0.932
Lights	22	85	11	0	-	118	9	179	35	1	-	224	20	52	105	0	-	177	136	170	24	0	-	330	849
% Lights	100.0	100.0	100.0	-	-	100.0	100.0	98.4	100.0	100.0	-	98.7	100.0	98.1	100.0	-	-	99.4	100.0	99.4	100.0	-	-	99.7	99.4
Mediums	0	0	0	0	-	0	0	3	0	0	-	3	0	1	0	0	-	1	0	1	0	0	-	1	5
% Mediums	0.0	0.0	0.0	-	-	0.0	0.0	1.6	0.0	0.0	-	1.3	0.0	1.9	0.0	-	-	0.6	0.0	0.6	0.0	-	-	0.3	0.6
Articulated Trucks	0	0	0	0	-	0	0	0	0	0	-	0	0	0	0	0	-	0	0	0	0	0	-	0	0
% Articulated Trucks	0.0	0.0	0.0	-	-	0.0	0.0	0.0	0.0	0.0	-	0.0	0.0	0.0	0.0	-	-	0.0	0.0	0.0	0.0	-	-	0.0	0.0
Bicycles on Crosswalk	-	-	-	-	2	-	-	-	-	-	7	-	-	-	-	-	0	-	-	-	-	-	3	-	-
% Bicycles on Crosswalk	-	-	-	-	100.0	-	-	-	-	-	87.5	-	-	-	-	-	0.0	-	-	-	-	-	33.3	-	-
Pedestrians	-	-	-	-	0	-	-	-	-	-	1	-	-	-	-	-	2	-	-	-	-	-	6	-	-
% Pedestrians	-	-	-	-	0.0	-	-	-	-	-	12.5	-	-	-	-	-	100.0	-	-	-	-	-	66.7	-	-

City of Lloydminster
4420-50 Avenue

Lloydminster, Alberta, Canada T9V 0W2
(780) 875-6184 waguinaldo@lloydminster.ca

Count Name: 36 Street and 47 Avenue
Site Code: 3647
Start Date: 05/26/2025

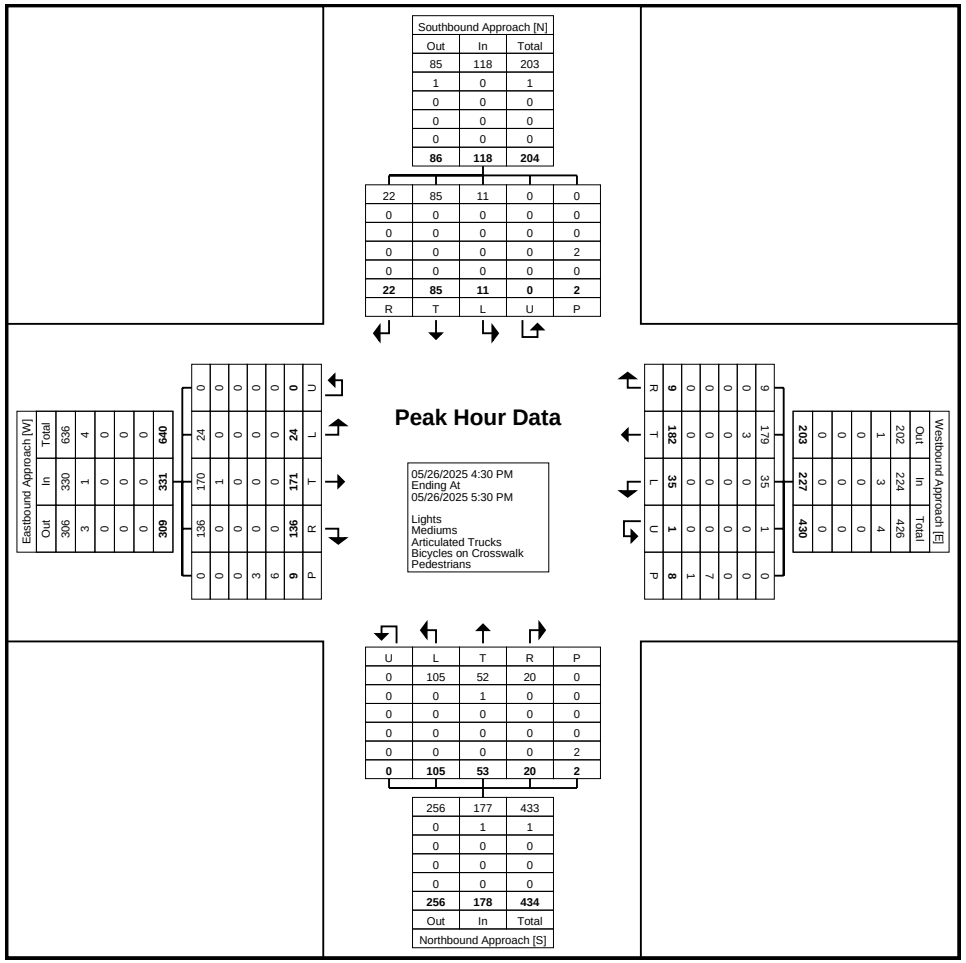

Turning Movement Peak Hour Data Plot (4:30 PM)

City of Lloydminster
4420-50 Avenue

Lloydminster, Alberta, Canada T9V 0W2
(780) 875-6184 waguinaldo@lloydminster.ca

Count Name: 36 Street and 50 Avenue
Site Code: 3650
Start Date: 05/27/2025

Turning Movement Data

Start Time	Southbound Approach						Westbound Approach						Northbound Approach						Eastbound Approach						
	Southbound						Westbound						Northbound						Eastbound						
	Right	Thru	Left	U-Turn	Peds	App. Total	Right	Thru	Left	U-Turn	Peds	App. Total	Right	Thru	Left	U-Turn	Peds	App. Total	Right	Thru	Left	U-Turn	Peds	App. Total	Int. Total
7:00 AM	7	22	2	0	1	31	16	20	5	0	0	41	6	41	6	0	1	53	6	11	2	0	0	19	144
7:15 AM	3	43	10	0	3	56	19	23	4	0	0	46	9	65	7	0	2	81	5	17	6	0	0	28	211
7:30 AM	12	51	7	0	0	70	24	51	3	0	0	78	13	80	18	0	1	111	8	29	5	0	0	42	301
7:45 AM	5	62	12	0	3	79	26	37	10	0	1	73	11	159	24	0	2	194	21	42	7	0	2	70	416
Hourly Total	27	178	31	0	7	236	85	131	22	0	1	238	39	345	55	0	6	439	40	99	20	0	2	159	1072
8:00 AM	12	72	12	0	3	96	27	42	6	0	0	75	15	125	16	0	0	156	11	31	5	0	0	47	374
8:15 AM	8	79	13	0	7	100	20	50	11	0	0	81	7	112	19	0	1	138	17	42	5	0	0	64	383
8:30 AM	8	79	15	0	3	102	33	53	5	0	0	91	8	123	26	0	2	157	18	40	9	0	0	67	417
8:45 AM	10	96	12	0	2	118	15	53	5	0	2	73	6	88	16	0	1	110	17	35	10	0	0	62	363
Hourly Total	38	326	52	0	15	416	95	198	27	0	2	320	36	448	77	0	4	561	63	148	29	0	0	240	1537
*** BREAK ***	-	-	-	-	-	-	-	-	-	-	-	-	-	-	-	-	-	-	-	-	-	-	-	-	-
11:30 AM	14	105	28	0	0	147	29	36	10	0	0	75	13	103	20	0	0	136	20	27	9	0	0	56	414
11:45 AM	19	134	17	0	0	170	20	34	4	0	0	58	11	142	21	0	0	174	29	28	12	0	0	69	471
Hourly Total	33	239	45	0	0	317	49	70	14	0	0	133	24	245	41	0	0	310	49	55	21	0	0	125	885
12:00 PM	10	114	19	0	1	143	28	46	7	0	0	81	17	108	22	0	0	147	21	51	12	0	0	84	455
12:15 PM	22	148	30	0	0	200	23	45	8	0	0	76	7	128	21	0	2	156	47	43	10	0	0	100	532
12:30 PM	19	106	24	0	0	149	22	40	11	0	0	73	12	119	26	0	1	157	27	31	8	0	0	66	445
12:45 PM	15	128	19	0	0	162	18	48	10	0	0	76	12	155	29	0	1	196	22	43	9	0	0	74	508
Hourly Total	66	496	92	0	1	654	91	179	36	0	0	306	48	510	98	0	4	656	117	168	39	0	0	324	1940
1:00 PM	12	136	20	0	4	168	19	55	13	0	1	87	9	108	22	0	0	139	35	40	9	0	0	84	478
1:15 PM	13	112	16	0	2	141	21	45	6	0	1	72	15	120	17	0	0	152	29	23	7	0	0	59	424
*** BREAK ***	-	-	-	-	-	-	-	-	-	-	-	-	-	-	-	-	-	-	-	-	-	-	-	-	-
Hourly Total	25	248	36	0	6	309	40	100	19	0	2	159	24	228	39	0	0	291	64	63	16	0	0	143	902
4:00 PM	17	121	28	0	3	166	23	50	8	0	0	81	14	115	25	0	4	154	31	42	8	0	0	81	482
4:15 PM	21	143	34	0	0	198	24	46	15	0	0	85	9	107	27	0	0	143	29	38	11	0	0	78	504
4:30 PM	17	144	31	0	5	192	25	50	12	0	0	87	12	113	26	0	1	151	29	45	10	0	0	84	514
4:45 PM	15	137	37	0	3	189	19	63	10	0	0	92	20	118	33	0	0	171	28	45	9	0	0	82	534
Hourly Total	70	545	130	0	11	745	91	209	45	0	0	345	55	453	111	0	5	619	117	170	38	0	0	325	2034
5:00 PM	19	131	36	0	1	186	18	54	9	0	1	81	14	116	31	0	2	161	25	57	11	0	0	93	521
5:15 PM	17	149	27	0	3	193	30	52	8	0	0	90	16	119	26	0	1	161	27	50	13	0	0	90	534
5:30 PM	18	133	37	0	0	188	28	51	8	0	0	87	15	105	17	0	3	137	30	60	12	0	0	102	514
5:45 PM	26	126	35	0	0	187	31	55	5	0	0	91	20	120	28	0	2	168	27	42	6	0	0	75	521
Hourly Total	80	539	135	0	4	754	107	212	30	0	1	349	65	460	102	0	8	627	109	209	42	0	0	360	2090
Grand Total	339	2571	521	0	44	3431	558	1099	193	0	6	1850	291	2689	523	0	27	3503	559	912	205	0	2	1676	10460
Approach %	9.9	74.9	15.2	0.0	-	-	30.2	59.4	10.4	0.0	-	-	8.3	76.8	14.9	0.0	-	-	33.4	54.4	12.2	0.0	-	-	-

Total %	3.2	24.6	5.0	0.0	-	32.8	5.3	10.5	1.8	0.0	-	17.7	2.8	25.7	5.0	0.0	-	33.5	5.3	8.7	2.0	0.0	-	16.0	-
Lights	331	2525	517	0	-	3373	551	1079	189	0	-	1819	290	2648	515	0	-	3453	554	898	203	0	-	1655	10300
% Lights	97.6	98.2	99.2	-	-	98.3	98.7	98.2	97.9	-	-	98.3	99.7	98.5	98.5	-	-	98.6	99.1	98.5	99.0	-	-	98.7	98.5
Mediums	5	33	4	0	-	42	7	20	4	0	-	31	1	23	8	0	-	32	4	12	2	0	-	18	123
% Mediums	1.5	1.3	0.8	-	-	1.2	1.3	1.8	2.1	-	-	1.7	0.3	0.9	1.5	-	-	0.9	0.7	1.3	1.0	-	-	1.1	1.2
Articulated Trucks	3	13	0	0	-	16	0	0	0	0	-	0	0	18	0	0	-	18	1	2	0	0	-	3	37
% Articulated Trucks	0.9	0.5	0.0	-	-	0.5	0.0	0.0	0.0	-	-	0.0	0.0	0.7	0.0	-	-	0.5	0.2	0.2	0.0	-	-	0.2	0.4
Bicycles on Crosswalk	-	-	-	-	6	-	-	-	-	-	1	-	-	-	-	-	4	-	-	-	-	-	0	-	-
% Bicycles on Crosswalk	-	-	-	-	13.6	-	-	-	-	-	16.7	-	-	-	-	-	14.8	-	-	-	-	-	0.0	-	-
Pedestrians	-	-	-	-	38	-	-	-	-	-	5	-	-	-	-	-	23	-	-	-	-	-	2	-	-
% Pedestrians	-	-	-	-	86.4	-	-	-	-	-	83.3	-	-	-	-	-	85.2	-	-	-	-	-	100.0	-	-

City of Lloydminster
4420-50 Avenue

Lloydminster, Alberta, Canada T9V 0W2
(780) 875-6184 waguinaldo@lloydminster.ca

Count Name: 36 Street and 50 Avenue
Site Code: 3650
Start Date: 05/27/2025

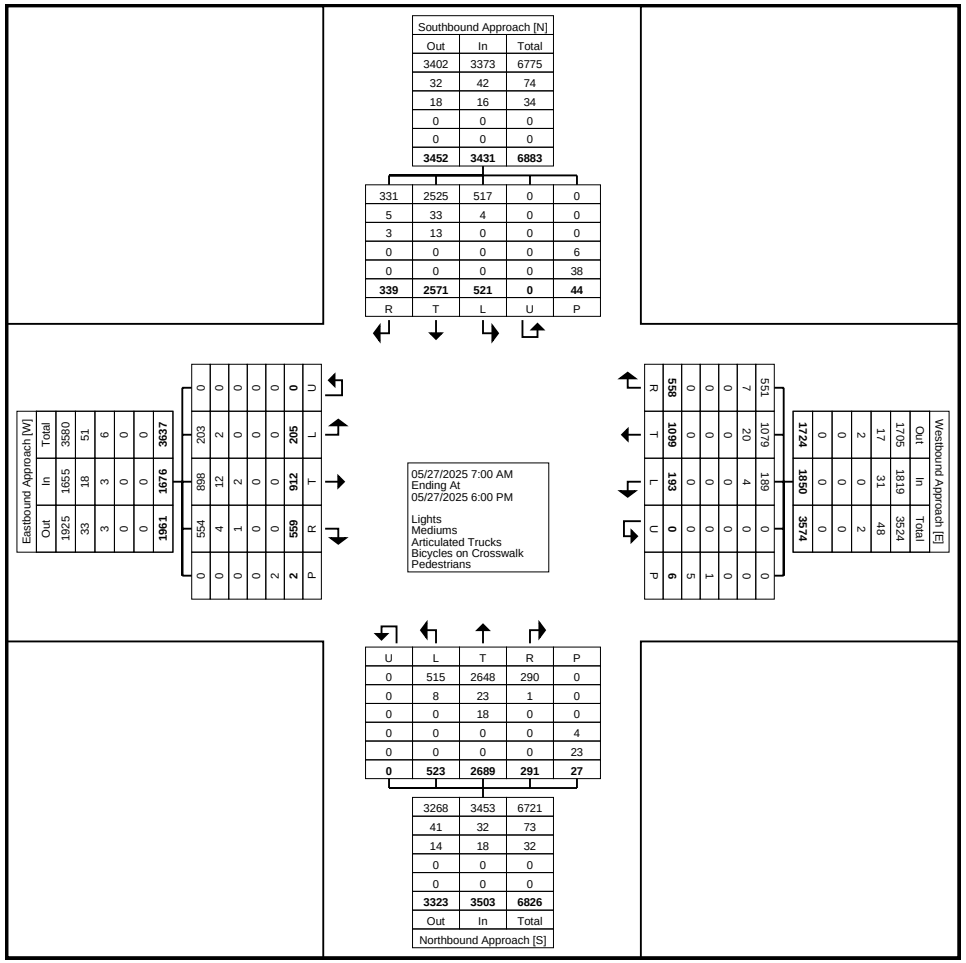

Turning Movement Data Plot

City of Lloydminster
4420-50 Avenue

Lloydminster, Alberta, Canada T9V 0W2
(780) 875-6184 waguinaldo@lloydminster.ca

Count Name: 36 Street and 50 Avenue
Site Code: 3650
Start Date: 05/27/2025

Turning Movement Peak Hour Data (7:45 AM)

Start Time	Southbound Approach						Westbound Approach						Northbound Approach						Eastbound Approach						
	Southbound						Westbound						Northbound						Eastbound						
	Right	Thru	Left	U-Turn	Peds	App. Total	Right	Thru	Left	U-Turn	Peds	App. Total	Right	Thru	Left	U-Turn	Peds	App. Total	Right	Thru	Left	U-Turn	Peds	App. Total	Int. Total
7:45 AM	5	62	12	0	3	79	26	37	10	0	1	73	11	159	24	0	2	194	21	42	7	0	2	70	416
8:00 AM	12	72	12	0	3	96	27	42	6	0	0	75	15	125	16	0	0	156	11	31	5	0	0	47	374
8:15 AM	8	79	13	0	7	100	20	50	11	0	0	81	7	112	19	0	1	138	17	42	5	0	0	64	383
8:30 AM	8	79	15	0	3	102	33	53	5	0	0	91	8	123	26	0	2	157	18	40	9	0	0	67	417
Total	33	292	52	0	16	377	106	182	32	0	1	320	41	519	85	0	5	645	67	155	26	0	2	248	1590
Approach %	8.8	77.5	13.8	0.0	-	-	33.1	56.9	10.0	0.0	-	-	6.4	80.5	13.2	0.0	-	-	27.0	62.5	10.5	0.0	-	-	-
Total %	2.1	18.4	3.3	0.0	-	23.7	6.7	11.4	2.0	0.0	-	20.1	2.6	32.6	5.3	0.0	-	40.6	4.2	9.7	1.6	0.0	-	15.6	-
PHF	0.688	0.924	0.867	0.000	-	0.924	0.803	0.858	0.727	0.000	-	0.879	0.683	0.816	0.817	0.000	-	0.831	0.798	0.923	0.722	0.000	-	0.886	0.953
Lights	30	275	51	0	-	356	100	173	31	0	-	304	41	507	82	0	-	630	63	153	26	0	-	242	1532
% Lights	90.9	94.2	98.1	-	-	94.4	94.3	95.1	96.9	-	-	95.0	100.0	97.7	96.5	-	-	97.7	94.0	98.7	100.0	-	-	97.6	96.4
Mediums	1	13	1	0	-	15	6	9	1	0	-	16	0	9	3	0	-	12	3	2	0	0	-	5	48
% Mediums	3.0	4.5	1.9	-	-	4.0	5.7	4.9	3.1	-	-	5.0	0.0	1.7	3.5	-	-	1.9	4.5	1.3	0.0	-	-	2.0	3.0
Articulated Trucks	2	4	0	0	-	6	0	0	0	0	-	0	0	3	0	0	-	3	1	0	0	0	-	1	10
% Articulated Trucks	6.1	1.4	0.0	-	-	1.6	0.0	0.0	0.0	-	-	0.0	0.0	0.6	0.0	-	-	0.5	1.5	0.0	0.0	-	-	0.4	0.6
Bicycles on Crosswalk	-	-	-	-	3	-	-	-	-	-	0	-	-	-	-	-	0	-	-	-	-	-	0	-	-
% Bicycles on Crosswalk	-	-	-	-	18.8	-	-	-	-	-	0.0	-	-	-	-	-	0.0	-	-	-	-	-	0.0	-	-
Pedestrians	-	-	-	-	13	-	-	-	-	-	1	-	-	-	-	-	5	-	-	-	-	-	2	-	-
% Pedestrians	-	-	-	-	81.3	-	-	-	-	-	100.0	-	-	-	-	-	100.0	-	-	-	-	-	100.0	-	-

City of Lloydminster
4420-50 Avenue

Lloydminster, Alberta, Canada T9V 0W2
(780) 875-6184 waguinaldo@lloydminster.ca

Count Name: 36 Street and 50 Avenue
Site Code: 3650
Start Date: 05/27/2025

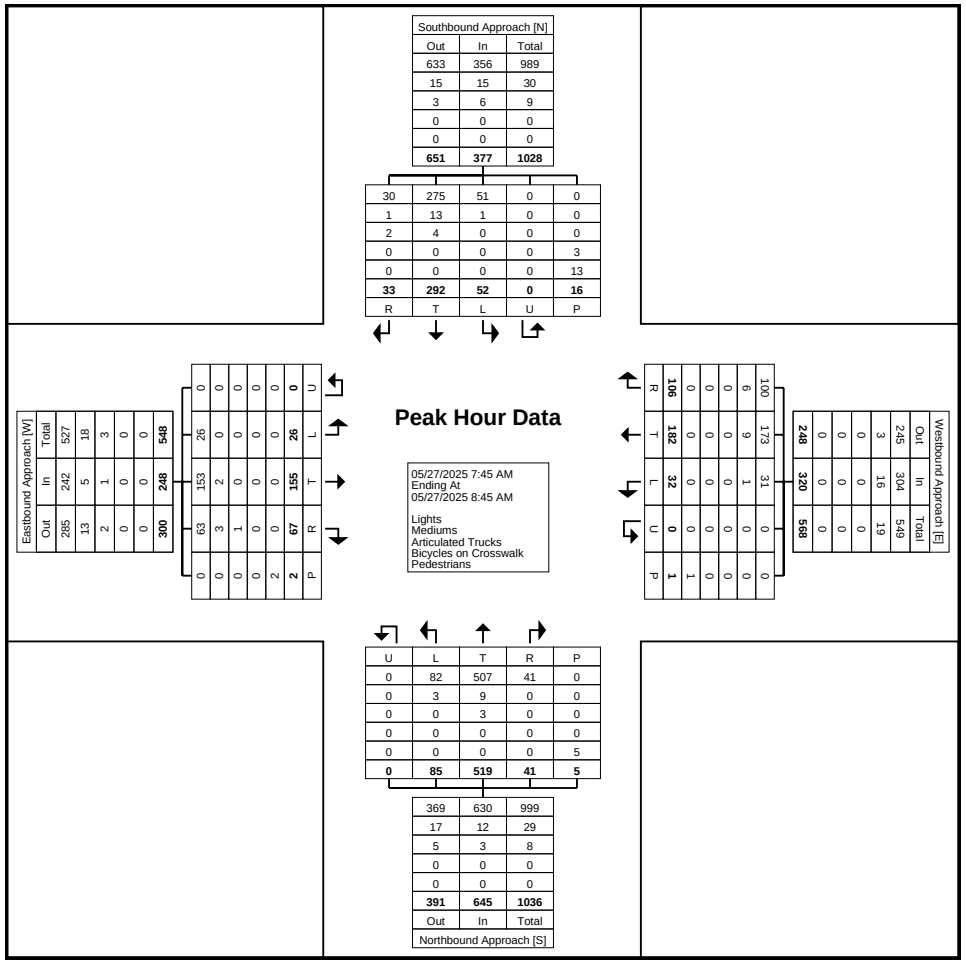

Turning Movement Peak Hour Data Plot (7:45 AM)

City of Lloydminster
4420-50 Avenue

Lloydminster, Alberta, Canada T9V 0W2
(780) 875-6184 waguinaldo@lloydminster.ca

Count Name: 36 Street and 50 Avenue
Site Code: 3650
Start Date: 05/27/2025

Turning Movement Peak Hour Data (12:15 PM)

Start Time	Southbound Approach						Westbound Approach						Northbound Approach						Eastbound Approach						
	Southbound						Westbound						Northbound						Eastbound						
	Right	Thru	Left	U-Turn	Peds	App. Total	Right	Thru	Left	U-Turn	Peds	App. Total	Right	Thru	Left	U-Turn	Peds	App. Total	Right	Thru	Left	U-Turn	Peds	App. Total	Int. Total
12:15 PM	22	148	30	0	0	200	23	45	8	0	0	76	7	128	21	0	2	156	47	43	10	0	0	100	532
12:30 PM	19	106	24	0	0	149	22	40	11	0	0	73	12	119	26	0	1	157	27	31	8	0	0	66	445
12:45 PM	15	128	19	0	0	162	18	48	10	0	0	76	12	155	29	0	1	196	22	43	9	0	0	74	508
1:00 PM	12	136	20	0	4	168	19	55	13	0	1	87	9	108	22	0	0	139	35	40	9	0	0	84	478
Total	68	518	93	0	4	679	82	188	42	0	1	312	40	510	98	0	4	648	131	157	36	0	0	324	1963
Approach %	10.0	76.3	13.7	0.0	-	-	26.3	60.3	13.5	0.0	-	-	6.2	78.7	15.1	0.0	-	-	40.4	48.5	11.1	0.0	-	-	-
Total %	3.5	26.4	4.7	0.0	-	34.6	4.2	9.6	2.1	0.0	-	15.9	2.0	26.0	5.0	0.0	-	33.0	6.7	8.0	1.8	0.0	-	16.5	-
PHF	0.773	0.875	0.775	0.000	-	0.849	0.891	0.855	0.808	0.000	-	0.897	0.833	0.823	0.845	0.000	-	0.827	0.697	0.913	0.900	0.000	-	0.810	0.922
Lights	67	508	93	0	-	668	82	185	40	0	-	307	40	505	96	0	-	641	131	154	36	0	-	321	1937
% Lights	98.5	98.1	100.0	-	-	98.4	100.0	98.4	95.2	-	-	98.4	100.0	99.0	98.0	-	-	98.9	100.0	98.1	100.0	-	-	99.1	98.7
Mediums	1	8	0	0	-	9	0	3	2	0	-	5	0	3	2	0	-	5	0	3	0	0	-	3	22
% Mediums	1.5	1.5	0.0	-	-	1.3	0.0	1.6	4.8	-	-	1.6	0.0	0.6	2.0	-	-	0.8	0.0	1.9	0.0	-	-	0.9	1.1
Articulated Trucks	0	2	0	0	-	2	0	0	0	0	-	0	0	2	0	0	-	2	0	0	0	0	-	0	4
% Articulated Trucks	0.0	0.4	0.0	-	-	0.3	0.0	0.0	0.0	-	-	0.0	0.0	0.4	0.0	-	-	0.3	0.0	0.0	0.0	-	-	0.0	0.2
Bicycles on Crosswalk	-	-	-	-	0	-	-	-	-	-	0	-	-	-	-	-	0	-	-	-	-	-	0	-	-
% Bicycles on Crosswalk	-	-	-	-	0.0	-	-	-	-	-	0.0	-	-	-	-	-	0.0	-	-	-	-	-	-	-	-
Pedestrians	-	-	-	-	4	-	-	-	-	-	1	-	-	-	-	-	4	-	-	-	-	-	0	-	-
% Pedestrians	-	-	-	-	100.0	-	-	-	-	-	100.0	-	-	-	-	-	100.0	-	-	-	-	-	-	-	-

City of Lloydminster
4420-50 Avenue

Lloydminster, Alberta, Canada T9V 0W2
(780) 875-6184 waguinaldo@lloydminster.ca

Count Name: 36 Street and 50 Avenue
Site Code: 3650
Start Date: 05/27/2025

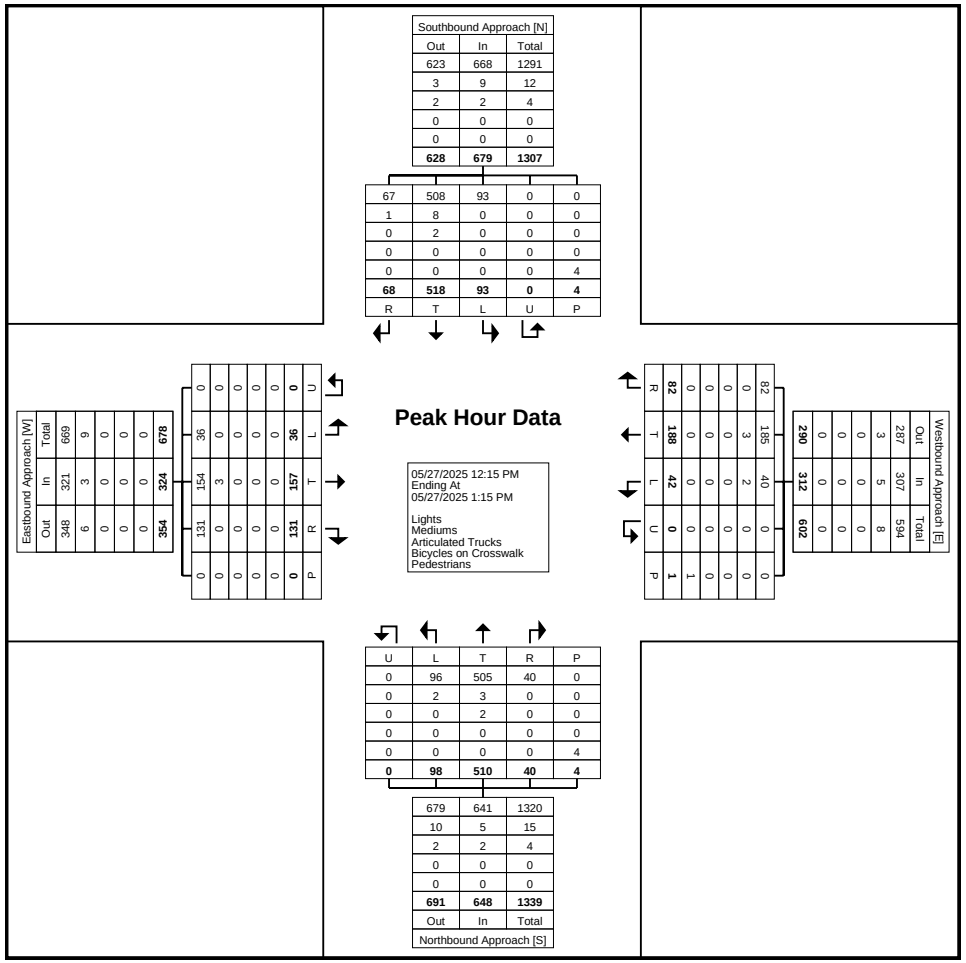

Turning Movement Peak Hour Data Plot (12:15 PM)

City of Lloydminster
4420-50 Avenue

Lloydminster, Alberta, Canada T9V 0W2
(780) 875-6184 waguinaldo@lloydminster.ca

Count Name: 36 Street and 50 Avenue
Site Code: 3650
Start Date: 05/27/2025

Turning Movement Peak Hour Data (4:30 PM)

Start Time	Southbound Approach						Westbound Approach						Northbound Approach						Eastbound Approach						
	Southbound						Westbound						Northbound						Eastbound						
	Right	Thru	Left	U-Turn	Peds	App. Total	Right	Thru	Left	U-Turn	Peds	App. Total	Right	Thru	Left	U-Turn	Peds	App. Total	Right	Thru	Left	U-Turn	Peds	App. Total	Int. Total
4:30 PM	17	144	31	0	5	192	25	50	12	0	0	87	12	113	26	0	1	151	29	45	10	0	0	84	514
4:45 PM	15	137	37	0	3	189	19	63	10	0	0	92	20	118	33	0	0	171	28	45	9	0	0	82	534
5:00 PM	19	131	36	0	1	186	18	54	9	0	1	81	14	116	31	0	2	161	25	57	11	0	0	93	521
5:15 PM	17	149	27	0	3	193	30	52	8	0	0	90	16	119	26	0	1	161	27	50	13	0	0	90	534
Total	68	561	131	0	12	760	92	219	39	0	1	350	62	466	116	0	4	644	109	197	43	0	0	349	2103
Approach %	8.9	73.8	17.2	0.0	-	-	26.3	62.6	11.1	0.0	-	-	9.6	72.4	18.0	0.0	-	-	31.2	56.4	12.3	0.0	-	-	-
Total %	3.2	26.7	6.2	0.0	-	36.1	4.4	10.4	1.9	0.0	-	16.6	2.9	22.2	5.5	0.0	-	30.6	5.2	9.4	2.0	0.0	-	16.6	-
PHF	0.895	0.941	0.885	0.000	-	0.984	0.767	0.869	0.813	0.000	-	0.951	0.775	0.979	0.879	0.000	-	0.942	0.940	0.864	0.827	0.000	-	0.938	0.985
Lights	67	555	131	0	-	753	92	219	39	0	-	350	62	463	115	0	-	640	109	196	43	0	-	348	2091
% Lights	98.5	98.9	100.0	-	-	99.1	100.0	100.0	100.0	-	-	100.0	100.0	99.4	99.1	-	-	99.4	100.0	99.5	100.0	-	-	99.7	99.4
Mediums	1	5	0	0	-	6	0	0	0	0	-	0	0	1	1	0	-	2	0	1	0	0	-	1	9
% Mediums	1.5	0.9	0.0	-	-	0.8	0.0	0.0	0.0	-	-	0.0	0.0	0.2	0.9	-	-	0.3	0.0	0.5	0.0	-	-	0.3	0.4
Articulated Trucks	0	1	0	0	-	1	0	0	0	0	-	0	0	2	0	0	-	2	0	0	0	0	-	0	3
% Articulated Trucks	0.0	0.2	0.0	-	-	0.1	0.0	0.0	0.0	-	-	0.0	0.0	0.4	0.0	-	-	0.3	0.0	0.0	0.0	-	-	0.0	0.1
Bicycles on Crosswalk	-	-	-	-	0	-	-	-	-	-	0	-	-	-	-	-	1	-	-	-	-	-	0	-	-
% Bicycles on Crosswalk	-	-	-	-	0.0	-	-	-	-	-	0.0	-	-	-	-	-	25.0	-	-	-	-	-	-	-	-
Pedestrians	-	-	-	-	12	-	-	-	-	-	1	-	-	-	-	-	3	-	-	-	-	-	0	-	-
% Pedestrians	-	-	-	-	100.0	-	-	-	-	-	100.0	-	-	-	-	-	75.0	-	-	-	-	-	-	-	-

City of Lloydminster
4420-50 Avenue

Lloydminster, Alberta, Canada T9V 0W2
(780) 875-6184 waguinaldo@lloydminster.ca

Count Name: 36 Street and 50 Avenue
Site Code: 3650
Start Date: 05/27/2025

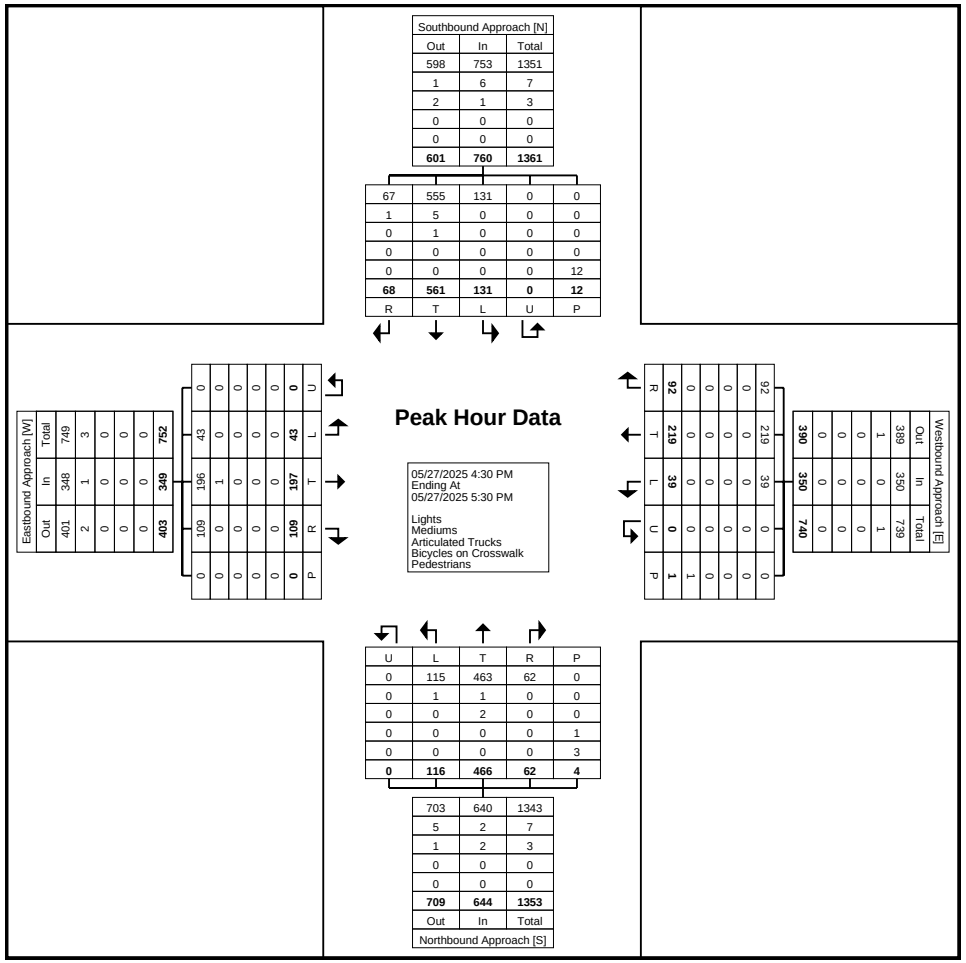

Turning Movement Peak Hour Data Plot (4:30 PM)

City of Lloydminster
4420-50 Avenue

Lloydminster, Alberta, Canada T9V 0W2
(780) 875-6184 waguinaldo@lloydminster.ca

Count Name: 36 Street and 52 Avenue
Site Code: 3652
Start Date: 05/27/2025

Turning Movement Data

Start Time	Southbound Approach						Westbound Approach						Northbound Approach						Eastbound Approach						
	Southbound						Westbound						Northbound						Eastbound						
	Right	Thru	Left	U-Turn	Peds	App. Total	Right	Thru	Left	U-Turn	Peds	App. Total	Right	Thru	Left	U-Turn	Peds	App. Total	Right	Thru	Left	U-Turn	Peds	App. Total	Int. Total
7:00 AM	5	5	4	0	1	14	1	25	1	0	1	27	7	7	7	0	0	21	0	13	3	0	0	16	78
7:15 AM	1	4	4	0	3	9	2	32	3	0	0	37	7	9	9	0	0	25	5	23	6	0	1	34	105
7:30 AM	1	4	5	0	1	10	8	63	5	0	0	76	18	20	14	0	0	52	1	26	4	0	0	31	169
7:45 AM	4	8	10	0	1	22	13	45	7	0	2	65	19	31	21	0	1	71	2	58	16	0	1	76	234
Hourly Total	11	21	23	0	6	55	24	165	16	0	3	205	51	67	51	0	1	169	8	120	29	0	2	157	586
8:00 AM	6	13	6	0	0	25	13	46	9	0	4	68	15	33	3	0	0	51	9	56	19	0	0	84	228
8:15 AM	8	15	12	0	4	35	14	59	10	0	0	83	22	36	11	0	0	69	4	67	12	0	0	83	270
8:30 AM	12	14	10	0	2	36	14	59	6	0	1	79	23	43	20	0	0	86	10	45	13	0	6	68	269
8:45 AM	8	16	8	0	0	32	12	54	15	0	2	81	15	27	8	0	1	50	6	59	18	0	0	83	246
Hourly Total	34	58	36	0	6	128	53	218	40	0	7	311	75	139	42	0	1	256	29	227	62	0	6	318	1013
*** BREAK ***	-	-	-	-	-	-	-	-	-	-	-	-	-	-	-	-	-	-	-	-	-	-	-	-	-
11:30 AM	8	18	6	0	2	32	7	44	11	0	2	62	9	18	8	0	0	35	6	52	15	0	0	73	202
11:45 AM	10	14	11	0	2	35	13	54	15	0	2	82	13	20	9	1	0	43	5	63	17	0	0	85	245
Hourly Total	18	32	17	0	4	67	20	98	26	0	4	144	22	38	17	1	0	78	11	115	32	0	0	158	447
12:00 PM	11	22	11	0	1	44	19	51	24	0	0	94	17	19	6	0	0	42	8	64	9	0	0	81	261
12:15 PM	14	26	16	0	0	56	16	60	17	0	0	93	14	26	6	0	0	46	7	57	12	0	1	76	271
12:30 PM	10	13	10	0	0	33	15	65	10	0	1	90	13	18	7	0	0	38	8	56	16	0	0	80	241
12:45 PM	8	13	13	0	1	34	15	55	19	0	3	89	17	31	10	0	0	58	2	62	16	0	0	80	261
Hourly Total	43	74	50	0	2	167	65	231	70	0	4	366	61	94	29	0	0	184	25	239	53	0	1	317	1034
1:00 PM	15	9	13	0	0	37	14	51	18	0	2	83	14	37	9	0	0	60	5	61	16	0	0	82	262
1:15 PM	9	18	13	0	2	40	14	64	16	0	1	94	8	23	8	0	0	39	6	45	10	0	0	61	234
*** BREAK ***	-	-	-	-	-	-	-	-	-	-	-	-	-	-	-	-	-	-	-	-	-	-	-	-	-
Hourly Total	24	27	26	0	2	77	28	115	34	0	3	177	22	60	17	0	0	99	11	106	26	0	0	143	496
4:00 PM	13	20	13	0	2	46	11	69	24	0	2	104	10	20	5	0	0	35	13	56	11	0	0	80	265
4:15 PM	12	28	12	0	1	52	8	54	26	0	3	88	16	22	12	0	1	50	10	79	8	0	2	97	287
4:30 PM	13	25	17	0	1	55	18	62	24	0	1	104	12	25	10	0	0	47	11	61	11	0	1	83	289
4:45 PM	18	42	14	0	3	74	14	67	38	0	4	119	20	26	16	0	0	62	10	62	12	0	1	84	339
Hourly Total	56	115	56	0	7	227	51	252	112	0	10	415	58	93	43	0	1	194	44	258	42	0	4	344	1180
5:00 PM	23	51	12	0	2	86	14	73	27	0	2	114	21	21	11	0	0	53	15	66	11	0	0	92	345
5:15 PM	11	40	14	0	1	65	16	65	36	0	3	117	24	24	10	0	0	58	14	79	17	0	1	110	350
5:30 PM	15	31	14	0	0	60	15	65	19	0	3	99	13	29	12	0	0	54	10	68	10	0	1	88	301
5:45 PM	16	20	18	0	0	54	21	77	19	0	3	117	19	22	11	0	0	52	7	49	16	0	0	72	295
Hourly Total	65	142	58	0	3	265	66	280	101	0	11	447	77	96	44	0	0	217	46	262	54	0	2	362	1291
Grand Total	251	469	266	0	30	986	307	1359	399	0	42	2065	366	587	243	1	3	1197	174	1327	298	0	15	1799	6047
Approach %	25.5	47.6	27.0	0.0	-	-	14.9	65.8	19.3	0.0	-	-	30.6	49.0	20.3	0.1	-	-	9.7	73.8	16.6	0.0	-	-	-

Total %	4.2	7.8	4.4	0.0	-	16.3	5.1	22.5	6.6	0.0	-	34.1	6.1	9.7	4.0	0.0	-	19.8	2.9	21.9	4.9	0.0	-	29.8	-
Lights	250	461	263	0	-	974	305	1335	396	0	-	2036	364	579	239	1	-	1183	172	1312	295	0	-	1779	5972
% Lights	99.6	98.3	98.9	-	-	98.8	99.3	98.2	99.2	-	-	98.6	99.5	98.6	98.4	100.0	-	98.8	98.9	98.9	99.0	-	-	98.9	98.8
Mediums	1	8	3	0	-	12	2	22	3	0	-	27	2	8	4	0	-	14	2	15	3	0	-	20	73
% Mediums	0.4	1.7	1.1	-	-	1.2	0.7	1.6	0.8	-	-	1.3	0.5	1.4	1.6	0.0	-	1.2	1.1	1.1	1.0	-	-	1.1	1.2
Articulated Trucks	0	0	0	0	-	0	0	2	0	0	-	2	0	0	0	0	-	0	0	0	0	0	-	0	2
% Articulated Trucks	0.0	0.0	0.0	-	-	0.0	0.0	0.1	0.0	-	-	0.1	0.0	0.0	0.0	0.0	-	0.0	0.0	0.0	0.0	-	-	0.0	0.0
Bicycles on Crosswalk	-	-	-	-	12	-	-	-	-	-	6	-	-	-	-	-	0	-	-	-	-	-	2	-	-
% Bicycles on Crosswalk	-	-	-	-	40.0	-	-	-	-	-	14.3	-	-	-	-	-	0.0	-	-	-	-	-	13.3	-	-
Pedestrians	-	-	-	-	18	-	-	-	-	-	36	-	-	-	-	-	3	-	-	-	-	-	13	-	-
% Pedestrians	-	-	-	-	60.0	-	-	-	-	-	85.7	-	-	-	-	-	100.0	-	-	-	-	-	86.7	-	-

City of Lloydminster
4420-50 Avenue

Lloydminster, Alberta, Canada T9V 0W2
(780) 875-6184 waguinaldo@lloydminster.ca

Count Name: 36 Street and 52 Avenue
Site Code: 3652
Start Date: 05/27/2025
Page No: 3

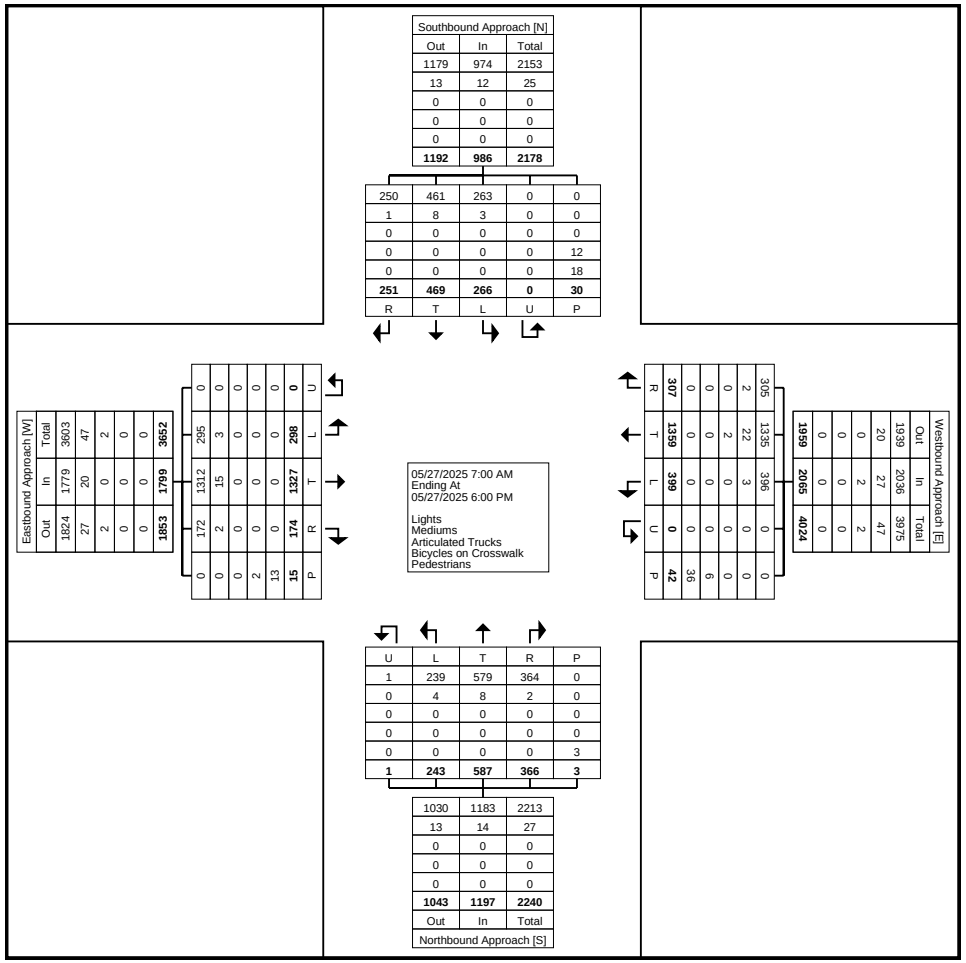

Turning Movement Data Plot

City of Lloydminster
4420-50 Avenue

Lloydminster, Alberta, Canada T9V 0W2
(780) 875-6184 waguinaldo@lloydminster.ca

Count Name: 36 Street and 52 Avenue
Site Code: 3652
Start Date: 05/27/2025

Turning Movement Peak Hour Data (8:00 AM)

Start Time	Southbound Approach						Westbound Approach						Northbound Approach						Eastbound Approach						
	Southbound						Westbound						Northbound						Eastbound						
	Right	Thru	Left	U-Turn	Peds	App. Total	Right	Thru	Left	U-Turn	Peds	App. Total	Right	Thru	Left	U-Turn	Peds	App. Total	Right	Thru	Left	U-Turn	Peds	App. Total	Int. Total
8:00 AM	6	13	6	0	0	25	13	46	9	0	4	68	15	33	3	0	0	51	9	56	19	0	0	84	228
8:15 AM	8	15	12	0	4	35	14	59	10	0	0	83	22	36	11	0	0	69	4	67	12	0	0	83	270
8:30 AM	12	14	10	0	2	36	14	59	6	0	1	79	23	43	20	0	0	86	10	45	13	0	6	68	269
8:45 AM	8	16	8	0	0	32	12	54	15	0	2	81	15	27	8	0	1	50	6	59	18	0	0	83	246
Total	34	58	36	0	6	128	53	218	40	0	7	311	75	139	42	0	1	256	29	227	62	0	6	318	1013
Approach %	26.6	45.3	28.1	0.0	-	-	17.0	70.1	12.9	0.0	-	-	29.3	54.3	16.4	0.0	-	-	9.1	71.4	19.5	0.0	-	-	-
Total %	3.4	5.7	3.6	0.0	-	12.6	5.2	21.5	3.9	0.0	-	30.7	7.4	13.7	4.1	0.0	-	25.3	2.9	22.4	6.1	0.0	-	31.4	-
PHF	0.708	0.906	0.750	0.000	-	0.889	0.946	0.924	0.667	0.000	-	0.937	0.815	0.808	0.525	0.000	-	0.744	0.725	0.847	0.816	0.000	-	0.946	0.938
Lights	33	52	33	0	-	118	53	207	40	0	-	300	74	136	40	0	-	250	28	223	60	0	-	311	979
% Lights	97.1	89.7	91.7	-	-	92.2	100.0	95.0	100.0	-	-	96.5	98.7	97.8	95.2	-	-	97.7	96.6	98.2	96.8	-	-	97.8	96.6
Mediums	1	6	3	0	-	10	0	11	0	0	-	11	1	3	2	0	-	6	1	4	2	0	-	7	34
% Mediums	2.9	10.3	8.3	-	-	7.8	0.0	5.0	0.0	-	-	3.5	1.3	2.2	4.8	-	-	2.3	3.4	1.8	3.2	-	-	2.2	3.4
Articulated Trucks	0	0	0	0	-	0	0	0	0	0	-	0	0	0	0	0	-	0	0	0	0	0	-	0	0
% Articulated Trucks	0.0	0.0	0.0	-	-	0.0	0.0	0.0	0.0	-	-	0.0	0.0	0.0	0.0	-	-	0.0	0.0	0.0	0.0	-	-	0.0	0.0
Bicycles on Crosswalk	-	-	-	-	2	-	-	-	-	-	0	-	-	-	-	-	0	-	-	-	-	-	0	-	-
% Bicycles on Crosswalk	-	-	-	-	33.3	-	-	-	-	-	0.0	-	-	-	-	-	0.0	-	-	-	-	-	0.0	-	-
Pedestrians	-	-	-	-	4	-	-	-	-	-	7	-	-	-	-	-	1	-	-	-	-	-	6	-	-
% Pedestrians	-	-	-	-	66.7	-	-	-	-	-	100.0	-	-	-	-	-	100.0	-	-	-	-	-	100.0	-	-

City of Lloydminster
4420-50 Avenue

Lloydminster, Alberta, Canada T9V 0W2
(780) 875-6184 waguinaldo@lloydminster.ca

Count Name: 36 Street and 52 Avenue
Site Code: 3652
Start Date: 05/27/2025

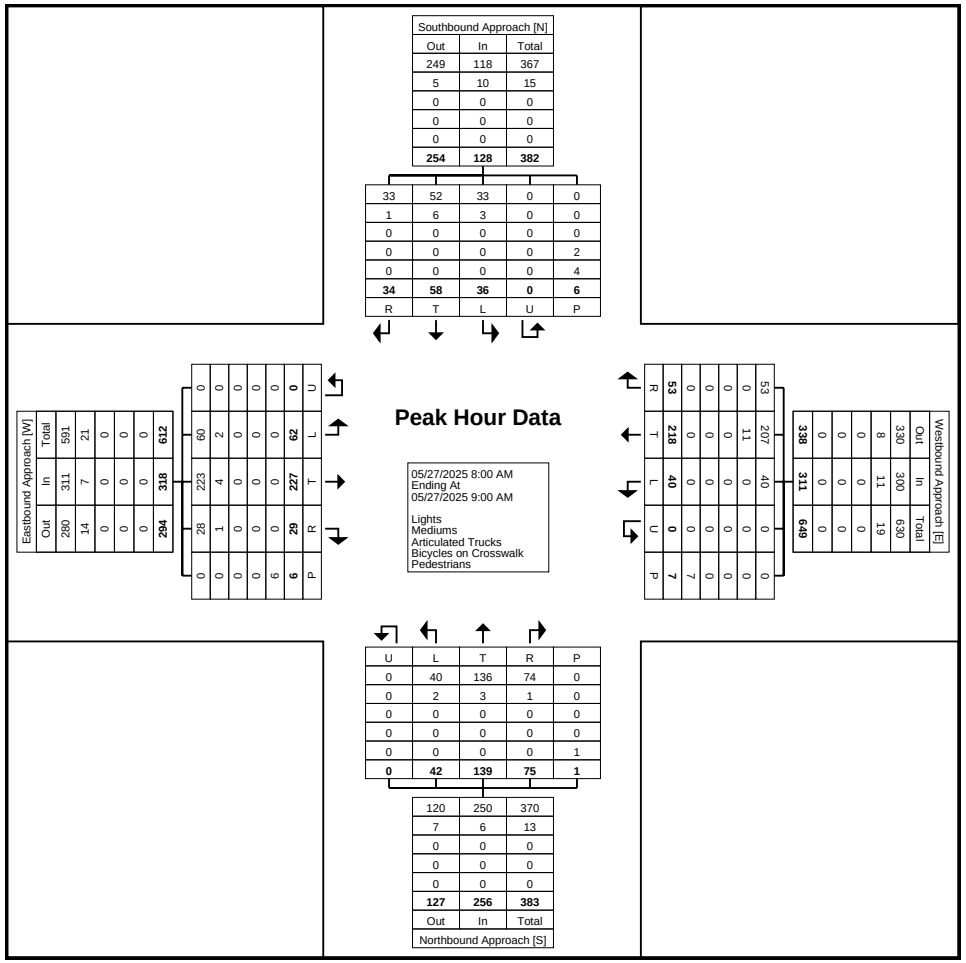

Turning Movement Peak Hour Data Plot (8:00 AM)

City of Lloydminster
4420-50 Avenue

Lloydminster, Alberta, Canada T9V 0W2
(780) 875-6184 waguinaldo@lloydminster.ca

Count Name: 36 Street and 52 Avenue
Site Code: 3652
Start Date: 05/27/2025

Turning Movement Peak Hour Data (12:15 PM)

Start Time	Southbound Approach						Westbound Approach						Northbound Approach						Eastbound Approach						
	Southbound						Westbound						Northbound						Eastbound						
	Right	Thru	Left	U-Turn	Peds	App. Total	Right	Thru	Left	U-Turn	Peds	App. Total	Right	Thru	Left	U-Turn	Peds	App. Total	Right	Thru	Left	U-Turn	Peds	App. Total	Int. Total
12:15 PM	14	26	16	0	0	56	16	60	17	0	0	93	14	26	6	0	0	46	7	57	12	0	1	76	271
12:30 PM	10	13	10	0	0	33	15	65	10	0	1	90	13	18	7	0	0	38	8	56	16	0	0	80	241
12:45 PM	8	13	13	0	1	34	15	55	19	0	3	89	17	31	10	0	0	58	2	62	16	0	0	80	261
1:00 PM	15	9	13	0	0	37	14	51	18	0	2	83	14	37	9	0	0	60	5	61	16	0	0	82	262
Total	47	61	52	0	1	160	60	231	64	0	6	355	58	112	32	0	0	202	22	236	60	0	1	318	1035
Approach %	29.4	38.1	32.5	0.0	-	-	16.9	65.1	18.0	0.0	-	-	28.7	55.4	15.8	0.0	-	-	6.9	74.2	18.9	0.0	-	-	-
Total %	4.5	5.9	5.0	0.0	-	15.5	5.8	22.3	6.2	0.0	-	34.3	5.6	10.8	3.1	0.0	-	19.5	2.1	22.8	5.8	0.0	-	30.7	-
PHF	0.783	0.587	0.813	0.000	-	0.714	0.938	0.888	0.842	0.000	-	0.954	0.853	0.757	0.800	0.000	-	0.842	0.688	0.952	0.938	0.000	-	0.970	0.955
Lights	47	60	52	0	-	159	59	227	62	0	-	348	57	111	32	0	-	200	22	232	60	0	-	314	1021
% Lights	100.0	98.4	100.0	-	-	99.4	98.3	98.3	96.9	-	-	98.0	98.3	99.1	100.0	-	-	99.0	100.0	98.3	100.0	-	-	98.7	98.6
Mediums	0	1	0	0	-	1	1	3	2	0	-	6	1	1	0	0	-	2	0	4	0	0	-	4	13
% Mediums	0.0	1.6	0.0	-	-	0.6	1.7	1.3	3.1	-	-	1.7	1.7	0.9	0.0	-	-	1.0	0.0	1.7	0.0	-	-	1.3	1.3
Articulated Trucks	0	0	0	0	-	0	0	1	0	0	-	1	0	0	0	0	-	0	0	0	0	0	-	0	1
% Articulated Trucks	0.0	0.0	0.0	-	-	0.0	0.0	0.4	0.0	-	-	0.3	0.0	0.0	0.0	-	-	0.0	0.0	0.0	0.0	-	-	0.0	0.1
Bicycles on Crosswalk	-	-	-	-	0	-	-	-	-	-	2	-	-	-	-	-	0	-	-	-	-	-	0	-	-
% Bicycles on Crosswalk	-	-	-	-	0.0	-	-	-	-	-	33.3	-	-	-	-	-	-	-	-	-	-	-	0.0	-	-
Pedestrians	-	-	-	-	1	-	-	-	-	-	4	-	-	-	-	-	0	-	-	-	-	-	1	-	-
% Pedestrians	-	-	-	-	100.0	-	-	-	-	-	66.7	-	-	-	-	-	-	-	-	-	-	-	100.0	-	-

City of Lloydminster
4420-50 Avenue

Lloydminster, Alberta, Canada T9V 0W2
(780) 875-6184 waguinaldo@lloydminster.ca

Count Name: 36 Street and 52 Avenue
Site Code: 3652
Start Date: 05/27/2025

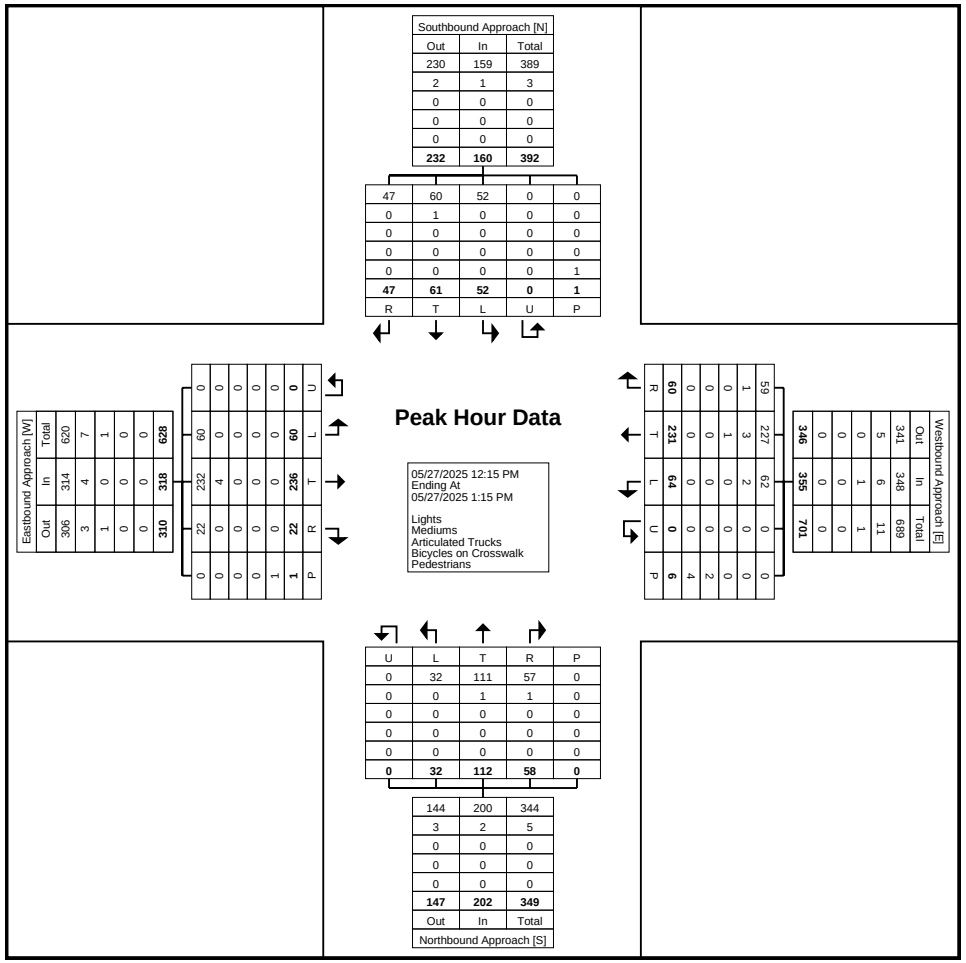

Turning Movement Peak Hour Data Plot (12:15 PM)

City of Lloydminster
4420-50 Avenue

Lloydminster, Alberta, Canada T9V 0W2
(780) 875-6184 waguinaldo@lloydminster.ca

Count Name: 36 Street and 52 Avenue
Site Code: 3652
Start Date: 05/27/2025

Turning Movement Peak Hour Data (4:45 PM)

Start Time	Southbound Approach						Westbound Approach						Northbound Approach						Eastbound Approach						
	Southbound						Westbound						Northbound						Eastbound						
	Right	Thru	Left	U-Turn	Peds	App. Total	Right	Thru	Left	U-Turn	Peds	App. Total	Right	Thru	Left	U-Turn	Peds	App. Total	Right	Thru	Left	U-Turn	Peds	App. Total	Int. Total
4:45 PM	18	42	14	0	3	74	14	67	38	0	4	119	20	26	16	0	0	62	10	62	12	0	1	84	339
5:00 PM	23	51	12	0	2	86	14	73	27	0	2	114	21	21	11	0	0	53	15	66	11	0	0	92	345
5:15 PM	11	40	14	0	1	65	16	65	36	0	3	117	24	24	10	0	0	58	14	79	17	0	1	110	350
5:30 PM	15	31	14	0	0	60	15	65	19	0	3	99	13	29	12	0	0	54	10	68	10	0	1	88	301
Total	67	164	54	0	6	285	59	270	120	0	12	449	78	100	49	0	0	227	49	275	50	0	3	374	1335
Approach %	23.5	57.5	18.9	0.0	-	-	13.1	60.1	26.7	0.0	-	-	34.4	44.1	21.6	0.0	-	-	13.1	73.5	13.4	0.0	-	-	-
Total %	5.0	12.3	4.0	0.0	-	21.3	4.4	20.2	9.0	0.0	-	33.6	5.8	7.5	3.7	0.0	-	17.0	3.7	20.6	3.7	0.0	-	28.0	-
PHF	0.728	0.804	0.964	0.000	-	0.828	0.922	0.925	0.789	0.000	-	0.943	0.813	0.862	0.766	0.000	-	0.915	0.817	0.870	0.735	0.000	-	0.850	0.954
Lights	67	163	54	0	-	284	59	269	120	0	-	448	78	100	49	0	-	227	49	274	50	0	-	373	1332
% Lights	100.0	99.4	100.0	-	-	99.6	100.0	99.6	100.0	-	-	99.8	100.0	100.0	100.0	-	-	100.0	100.0	99.6	100.0	-	-	99.7	99.8
Mediums	0	1	0	0	-	1	0	1	0	0	-	1	0	0	0	0	-	0	0	1	0	0	-	1	3
% Mediums	0.0	0.6	0.0	-	-	0.4	0.0	0.4	0.0	-	-	0.2	0.0	0.0	0.0	-	-	0.0	0.0	0.4	0.0	-	-	0.3	0.2
Articulated Trucks	0	0	0	0	-	0	0	0	0	0	-	0	0	0	0	0	-	0	0	0	0	0	-	0	0
% Articulated Trucks	0.0	0.0	0.0	-	-	0.0	0.0	0.0	0.0	-	-	0.0	0.0	0.0	0.0	-	-	0.0	0.0	0.0	0.0	-	-	0.0	0.0
Bicycles on Crosswalk	-	-	-	-	4	-	-	-	-	-	3	-	-	-	-	-	0	-	-	-	-	-	1	-	-
% Bicycles on Crosswalk	-	-	-	-	66.7	-	-	-	-	-	25.0	-	-	-	-	-	-	-	-	-	-	-	33.3	-	-
Pedestrians	-	-	-	-	2	-	-	-	-	-	9	-	-	-	-	-	0	-	-	-	-	-	2	-	-
% Pedestrians	-	-	-	-	33.3	-	-	-	-	-	75.0	-	-	-	-	-	-	-	-	-	-	-	66.7	-	-

City of Lloydminster
4420-50 Avenue

Lloydminster, Alberta, Canada T9V 0W2
(780) 875-6184 waguinaldo@lloydminster.ca

Count Name: 36 Street and 52 Avenue
Site Code: 3652
Start Date: 05/27/2025

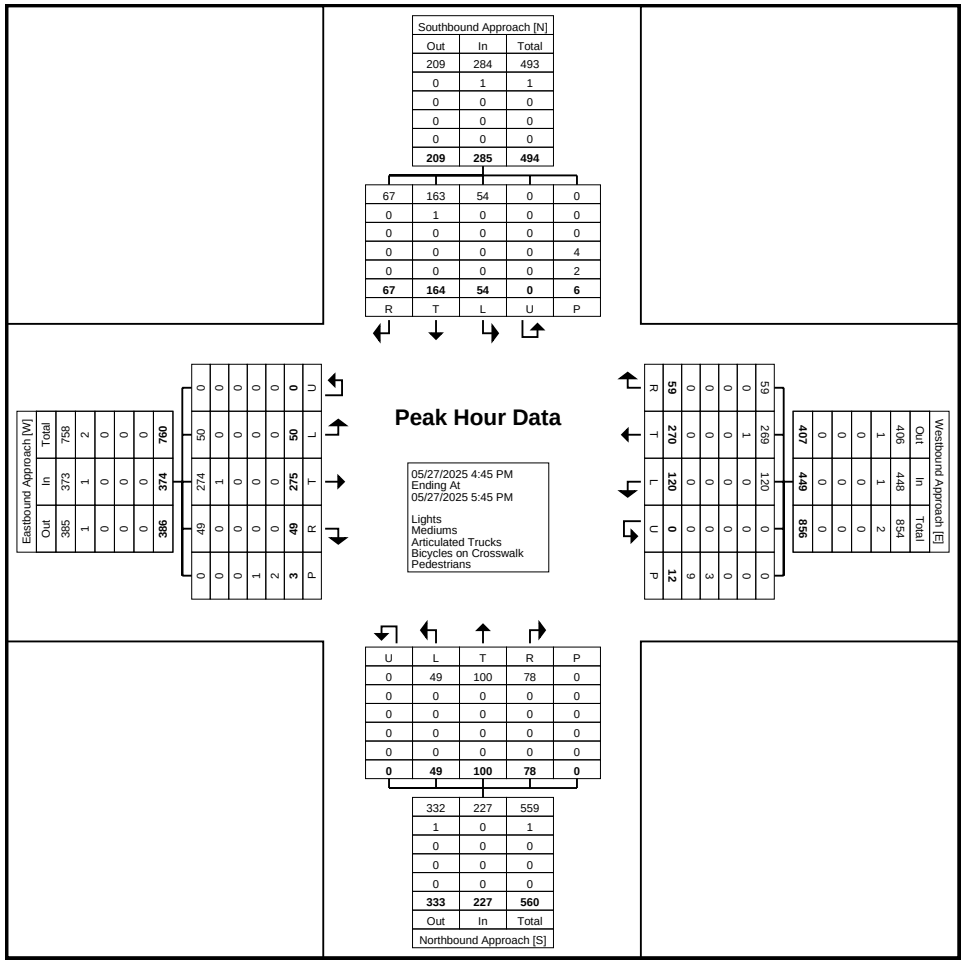

Turning Movement Peak Hour Data Plot (4:45 PM)

City of Lloydminster
4420-50 Avenue

Lloydminster, Alberta, Canada T9V 0W2
(780) 875-6184 waguinaldo@lloydminster.ca

Count Name: 36 Street and 59 Avenue
Site Code: 3659
Start Date: 05/29/2025

Turning Movement Data

Start Time	Southbound Approach						Westbound Approach						Northbound Approach						Eastbound Approach						
	Southbound						Westbound						Northbound						Eastbound						
	Right	Thru	Left	U-Turn	Peds	App. Total	Right	Thru	Left	U-Turn	Peds	App. Total	Right	Thru	Left	U-Turn	Peds	App. Total	Right	Thru	Left	U-Turn	Peds	App. Total	Int. Total
7:00 AM	5	85	11	0	0	101	10	12	8	0	0	30	3	25	8	0	0	36	32	10	5	0	0	47	214
7:15 AM	8	62	22	0	0	92	19	18	7	0	0	44	6	31	2	0	3	39	33	12	5	0	0	50	225
7:30 AM	18	118	27	0	0	163	23	37	14	0	0	74	6	31	13	0	1	50	45	30	9	0	0	84	371
7:45 AM	22	175	42	0	1	239	48	72	32	0	0	152	9	51	15	0	3	75	73	30	10	0	0	113	579
Hourly Total	53	440	102	0	1	595	100	139	61	0	0	300	24	138	38	0	7	200	183	82	29	0	0	294	1389
8:00 AM	37	89	39	0	5	165	39	68	30	0	0	137	3	51	30	0	4	84	41	32	13	0	1	86	472
8:15 AM	46	66	43	0	1	155	35	72	14	0	0	121	10	53	23	0	4	86	26	54	15	0	2	95	457
8:30 AM	74	83	81	0	0	238	30	58	10	0	0	98	12	54	14	0	6	80	25	67	24	0	0	116	532
8:45 AM	25	69	75	0	1	169	44	59	20	0	0	123	13	64	22	0	5	99	30	85	15	0	0	130	521
Hourly Total	182	307	238	0	7	727	148	257	74	0	0	479	38	222	89	0	19	349	122	238	67	0	3	427	1982
*** BREAK ***	-	-	-	-	-	-	-	-	-	-	-	-	-	-	-	-	-	-	-	-	-	-	-	-	-
11:30 AM	14	59	21	0	1	94	34	45	5	0	0	84	10	71	31	0	1	112	22	45	17	0	0	84	374
11:45 AM	15	60	34	0	0	109	32	26	3	0	0	61	10	76	34	0	2	120	33	42	18	0	1	93	383
Hourly Total	29	119	55	0	1	203	66	71	8	0	0	145	20	147	65	0	3	232	55	87	35	0	1	177	757
12:00 PM	34	54	38	0	0	126	31	33	11	0	0	75	21	111	38	0	0	170	23	60	27	0	0	110	481
12:15 PM	25	55	53	0	1	133	30	37	8	0	0	75	21	69	33	0	1	123	33	64	43	0	0	140	471
12:30 PM	28	68	21	0	0	117	43	49	14	0	0	106	9	69	36	0	0	114	38	51	16	0	0	105	442
12:45 PM	43	95	38	0	1	176	32	54	20	0	0	106	9	61	32	0	1	102	53	43	16	0	0	112	496
Hourly Total	130	272	150	0	2	552	136	173	53	0	0	362	60	310	139	0	2	509	147	218	102	0	0	467	1890
1:00 PM	24	86	23	0	0	133	23	41	10	0	0	74	8	60	25	0	1	93	43	55	22	0	0	120	420
1:15 PM	24	59	22	0	2	105	38	38	16	0	0	92	7	74	28	0	1	109	31	41	23	0	0	95	401
*** BREAK ***	-	-	-	-	-	-	-	-	-	-	-	-	-	-	-	-	-	-	-	-	-	-	-	-	-
Hourly Total	48	145	45	0	2	238	61	79	26	0	0	166	15	134	53	0	2	202	74	96	45	0	0	215	821
4:00 PM	13	76	35	0	0	124	42	41	11	0	0	94	10	117	33	0	2	160	27	56	13	0	0	96	474
4:15 PM	28	60	31	0	1	119	53	57	6	0	0	116	18	124	46	0	5	188	29	54	21	0	2	104	527
4:30 PM	25	51	39	0	1	115	40	60	9	0	0	109	21	114	45	0	1	180	37	70	25	0	0	132	536
4:45 PM	18	75	45	0	0	138	62	53	15	0	0	130	25	116	56	0	1	197	41	69	33	0	1	143	608
Hourly Total	84	262	150	0	2	496	197	211	41	0	0	449	74	471	180	0	9	725	134	249	92	0	3	475	2145
5:00 PM	25	68	37	0	0	130	44	53	10	0	0	107	28	120	60	0	0	208	25	75	35	0	1	135	580
5:15 PM	14	60	45	0	0	119	41	50	6	0	0	97	29	154	83	0	0	266	29	59	33	0	2	121	603
5:30 PM	19	62	38	0	0	119	48	48	16	0	0	112	15	97	51	0	0	163	25	65	27	0	2	117	511
5:45 PM	13	55	41	0	0	109	54	41	11	0	0	106	12	72	45	0	0	129	36	59	32	0	2	127	471
Hourly Total	71	245	161	0	0	477	187	192	43	0	0	422	84	443	239	0	0	766	115	258	127	0	7	500	2165
Grand Total	597	1790	901	0	15	3288	895	1122	306	0	0	2323	315	1865	803	0	42	2983	830	1228	497	0	14	2555	11149
Approach %	18.2	54.4	27.4	0.0	-	-	38.5	48.3	13.2	0.0	-	-	10.6	62.5	26.9	0.0	-	-	32.5	48.1	19.5	0.0	-	-	-

Total %	5.4	16.1	8.1	0.0	-	29.5	8.0	10.1	2.7	0.0	-	20.8	2.8	16.7	7.2	0.0	-	26.8	7.4	11.0	4.5	0.0	-	22.9	-
Lights	589	1733	890	0	-	3212	886	1105	303	0	-	2294	310	1799	800	0	-	2909	829	1208	490	0	-	2527	10942
% Lights	98.7	96.8	98.8	-	-	97.7	99.0	98.5	99.0	-	-	98.8	98.4	96.5	99.6	-	-	97.5	99.9	98.4	98.6	-	-	98.9	98.1
Mediums	8	27	10	0	-	45	7	17	3	0	-	27	3	37	3	0	-	43	1	20	7	0	-	28	143
% Mediums	1.3	1.5	1.1	-	-	1.4	0.8	1.5	1.0	-	-	1.2	1.0	2.0	0.4	-	-	1.4	0.1	1.6	1.4	-	-	1.1	1.3
Articulated Trucks	0	30	1	0	-	31	2	0	0	0	-	2	2	29	0	0	-	31	0	0	0	0	-	0	64
% Articulated Trucks	0.0	1.7	0.1	-	-	0.9	0.2	0.0	0.0	-	-	0.1	0.6	1.6	0.0	-	-	1.0	0.0	0.0	0.0	-	-	0.0	0.6
Bicycles on Crosswalk	-	-	-	-	8	-	-	-	-	-	0	-	-	-	-	-	23	-	-	-	-	-	8	-	-
% Bicycles on Crosswalk	-	-	-	-	53.3	-	-	-	-	-	-	-	-	-	-	-	54.8	-	-	-	-	-	57.1	-	-
Pedestrians	-	-	-	-	7	-	-	-	-	-	0	-	-	-	-	-	19	-	-	-	-	-	6	-	-
% Pedestrians	-	-	-	-	46.7	-	-	-	-	-	-	-	-	-	-	-	45.2	-	-	-	-	-	42.9	-	-

City of Lloydminster
4420-50 Avenue

Lloydminster, Alberta, Canada T9V 0W2
(780) 875-6184 waguinaldo@lloydminster.ca

Count Name: 36 Street and 59 Avenue
Site Code: 3659
Start Date: 05/29/2025

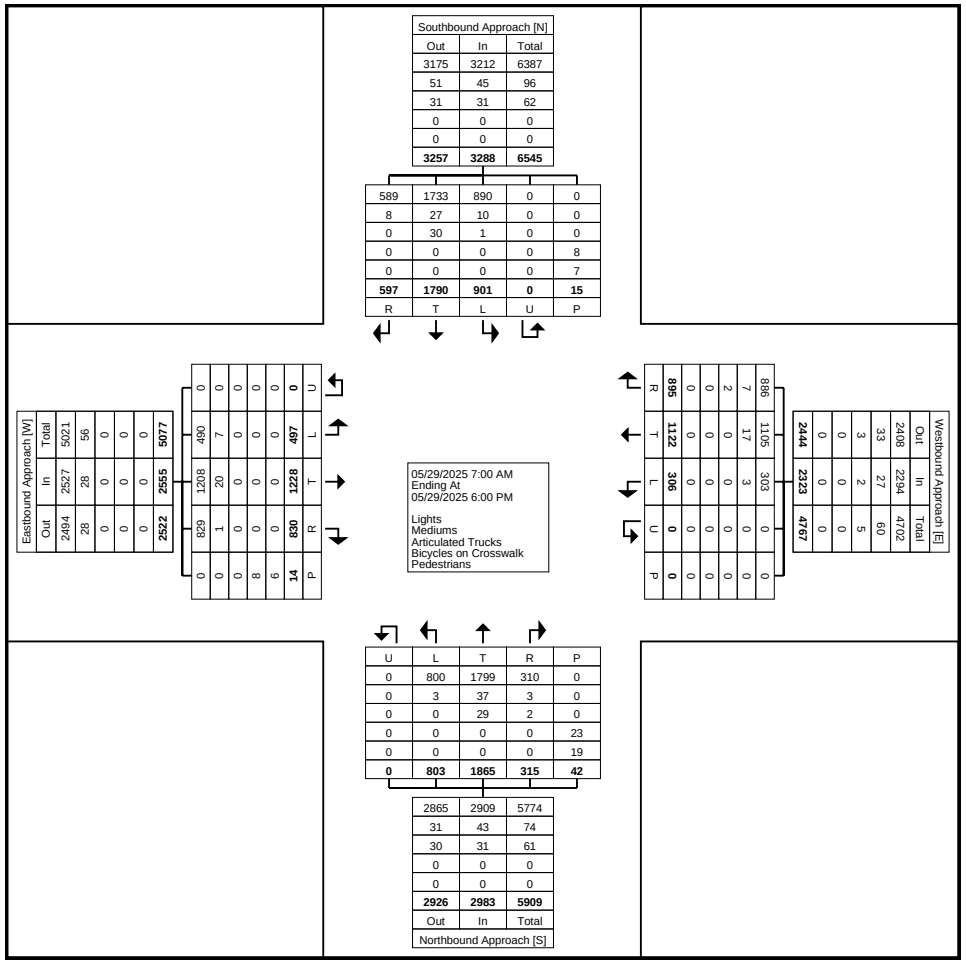

Turning Movement Data Plot

City of Lloydminster
4420-50 Avenue

Lloydminster, Alberta, Canada T9V 0W2
(780) 875-6184 waguinaldo@lloydminster.ca

Count Name: 36 Street and 59 Avenue
Site Code: 3659
Start Date: 05/29/2025

Turning Movement Peak Hour Data (7:45 AM)

Start Time	Southbound Approach						Westbound Approach						Northbound Approach						Eastbound Approach						
	Southbound						Westbound						Northbound						Eastbound						
	Right	Thru	Left	U-Turn	Peds	App. Total	Right	Thru	Left	U-Turn	Peds	App. Total	Right	Thru	Left	U-Turn	Peds	App. Total	Right	Thru	Left	U-Turn	Peds	App. Total	Int. Total
7:45 AM	22	175	42	0	1	239	48	72	32	0	0	152	9	51	15	0	3	75	73	30	10	0	0	113	579
8:00 AM	37	89	39	0	5	165	39	68	30	0	0	137	3	51	30	0	4	84	41	32	13	0	1	86	472
8:15 AM	46	66	43	0	1	155	35	72	14	0	0	121	10	53	23	0	4	86	26	54	15	0	2	95	457
8:30 AM	74	83	81	0	0	238	30	58	10	0	0	98	12	54	14	0	6	80	25	67	24	0	0	116	532
Total	179	413	205	0	7	797	152	270	86	0	0	508	34	209	82	0	17	325	165	183	62	0	3	410	2040
Approach %	22.5	51.8	25.7	0.0	-	-	29.9	53.1	16.9	0.0	-	-	10.5	64.3	25.2	0.0	-	-	40.2	44.6	15.1	0.0	-	-	-
Total %	8.8	20.2	10.0	0.0	-	39.1	7.5	13.2	4.2	0.0	-	24.9	1.7	10.2	4.0	0.0	-	15.9	8.1	9.0	3.0	0.0	-	20.1	-
PHF	0.605	0.590	0.633	0.000	-	0.834	0.792	0.938	0.672	0.000	-	0.836	0.708	0.968	0.683	0.000	-	0.945	0.565	0.683	0.646	0.000	-	0.884	0.881
Lights	176	402	198	0	-	776	148	261	86	0	-	495	31	195	81	0	-	307	165	168	60	0	-	393	1971
% Lights	98.3	97.3	96.6	-	-	97.4	97.4	96.7	100.0	-	-	97.4	91.2	93.3	98.8	-	-	94.5	100.0	91.8	96.8	-	-	95.9	96.6
Mediums	3	3	7	0	-	13	4	9	0	0	-	13	3	5	1	0	-	9	0	15	2	0	-	17	52
% Mediums	1.7	0.7	3.4	-	-	1.6	2.6	3.3	0.0	-	-	2.6	8.8	2.4	1.2	-	-	2.8	0.0	8.2	3.2	-	-	4.1	2.5
Articulated Trucks	0	8	0	0	-	8	0	0	0	0	-	0	0	9	0	0	-	9	0	0	0	0	-	0	17
% Articulated Trucks	0.0	1.9	0.0	-	-	1.0	0.0	0.0	0.0	-	-	0.0	0.0	4.3	0.0	-	-	2.8	0.0	0.0	0.0	-	-	0.0	0.8
Bicycles on Crosswalk	-	-	-	-	4	-	-	-	-	-	0	-	-	-	-	-	11	-	-	-	-	-	2	-	-
% Bicycles on Crosswalk	-	-	-	-	57.1	-	-	-	-	-	-	-	-	-	-	-	64.7	-	-	-	-	-	66.7	-	-
Pedestrians	-	-	-	-	3	-	-	-	-	-	0	-	-	-	-	-	6	-	-	-	-	-	1	-	-
% Pedestrians	-	-	-	-	42.9	-	-	-	-	-	-	-	-	-	-	-	35.3	-	-	-	-	-	33.3	-	-

City of Lloydminster
4420-50 Avenue

Lloydminster, Alberta, Canada T9V 0W2
(780) 875-6184 waguinaldo@lloydminster.ca

Count Name: 36 Street and 59 Avenue
Site Code: 3659
Start Date: 05/29/2025

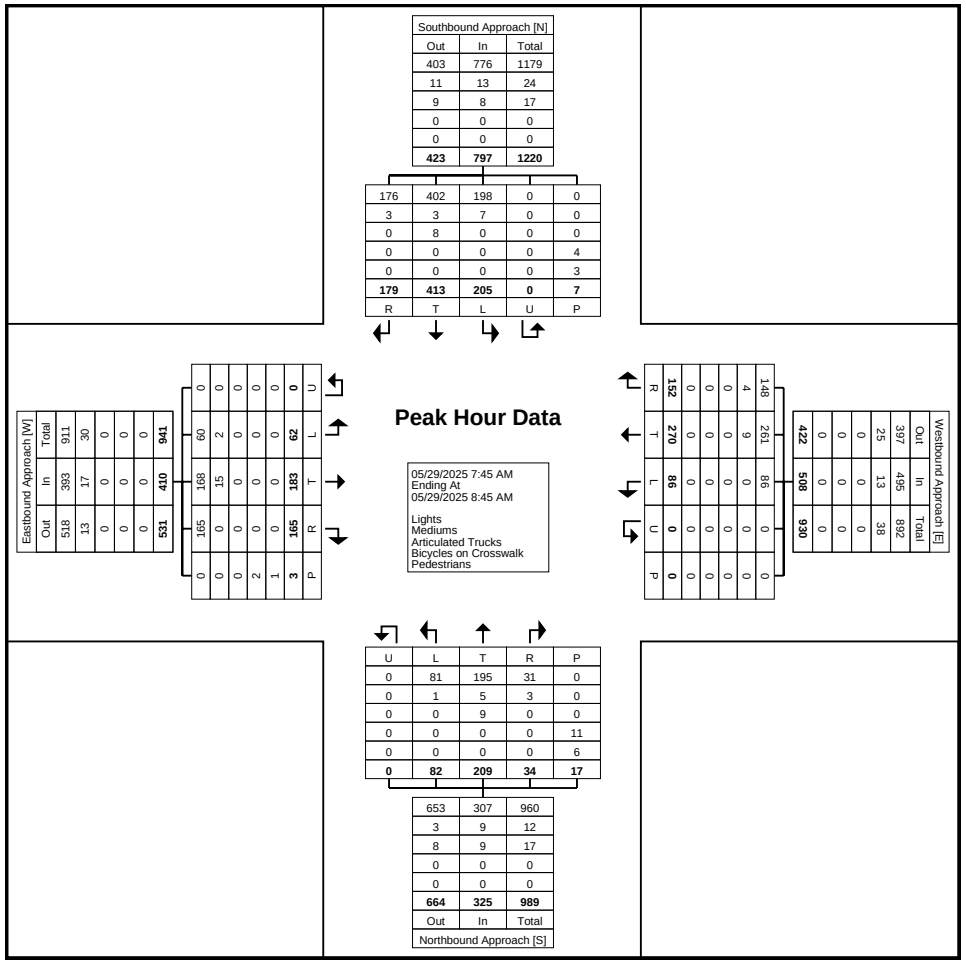

Turning Movement Peak Hour Data Plot (7:45 AM)

City of Lloydminster
4420-50 Avenue

Lloydminster, Alberta, Canada T9V 0W2
(780) 875-6184 waguinaldo@lloydminster.ca

Count Name: 36 Street and 59 Avenue
Site Code: 3659
Start Date: 05/29/2025

Turning Movement Peak Hour Data (12:00 PM)

Start Time	Southbound Approach						Westbound Approach						Northbound Approach						Eastbound Approach						
	Southbound						Westbound						Northbound						Eastbound						
	Right	Thru	Left	U-Turn	Peds	App. Total	Right	Thru	Left	U-Turn	Peds	App. Total	Right	Thru	Left	U-Turn	Peds	App. Total	Right	Thru	Left	U-Turn	Peds	App. Total	Int. Total
12:00 PM	34	54	38	0	0	126	31	33	11	0	0	75	21	111	38	0	0	170	23	60	27	0	0	110	481
12:15 PM	25	55	53	0	1	133	30	37	8	0	0	75	21	69	33	0	1	123	33	64	43	0	0	140	471
12:30 PM	28	68	21	0	0	117	43	49	14	0	0	106	9	69	36	0	0	114	38	51	16	0	0	105	442
12:45 PM	43	95	38	0	1	176	32	54	20	0	0	106	9	61	32	0	1	102	53	43	16	0	0	112	496
Total	130	272	150	0	2	552	136	173	53	0	0	362	60	310	139	0	2	509	147	218	102	0	0	467	1890
Approach %	23.6	49.3	27.2	0.0	-	-	37.6	47.8	14.6	0.0	-	-	11.8	60.9	27.3	0.0	-	-	31.5	46.7	21.8	0.0	-	-	-
Total %	6.9	14.4	7.9	0.0	-	29.2	7.2	9.2	2.8	0.0	-	19.2	3.2	16.4	7.4	0.0	-	26.9	7.8	11.5	5.4	0.0	-	24.7	-
PHF	0.756	0.716	0.708	0.000	-	0.784	0.791	0.801	0.663	0.000	-	0.854	0.714	0.698	0.914	0.000	-	0.749	0.693	0.852	0.593	0.000	-	0.834	0.953
Lights	125	260	148	0	-	533	136	172	53	0	-	361	59	295	139	0	-	493	146	217	100	0	-	463	1850
% Lights	96.2	95.6	98.7	-	-	96.6	100.0	99.4	100.0	-	-	99.7	98.3	95.2	100.0	-	-	96.9	99.3	99.5	98.0	-	-	99.1	97.9
Mediums	5	6	2	0	-	13	0	1	0	0	-	1	0	9	0	0	-	9	1	1	2	0	-	4	27
% Mediums	3.8	2.2	1.3	-	-	2.4	0.0	0.6	0.0	-	-	0.3	0.0	2.9	0.0	-	-	1.8	0.7	0.5	2.0	-	-	0.9	1.4
Articulated Trucks	0	6	0	0	-	6	0	0	0	0	-	0	1	6	0	0	-	7	0	0	0	0	-	0	13
% Articulated Trucks	0.0	2.2	0.0	-	-	1.1	0.0	0.0	0.0	-	-	0.0	1.7	1.9	0.0	-	-	1.4	0.0	0.0	0.0	-	-	0.0	0.7
Bicycles on Crosswalk	-	-	-	-	1	-	-	-	-	-	0	-	-	-	-	-	0	-	-	-	-	-	0	-	-
% Bicycles on Crosswalk	-	-	-	-	50.0	-	-	-	-	-	-	-	-	-	-	-	0.0	-	-	-	-	-	-	-	-
Pedestrians	-	-	-	-	1	-	-	-	-	-	0	-	-	-	-	-	2	-	-	-	-	-	0	-	-
% Pedestrians	-	-	-	-	50.0	-	-	-	-	-	-	-	-	-	-	-	100.0	-	-	-	-	-	-	-	-

City of Lloydminster
4420-50 Avenue

Lloydminster, Alberta, Canada T9V 0W2
(780) 875-6184 waguinaldo@lloydminster.ca

Count Name: 36 Street and 59 Avenue
Site Code: 3659
Start Date: 05/29/2025

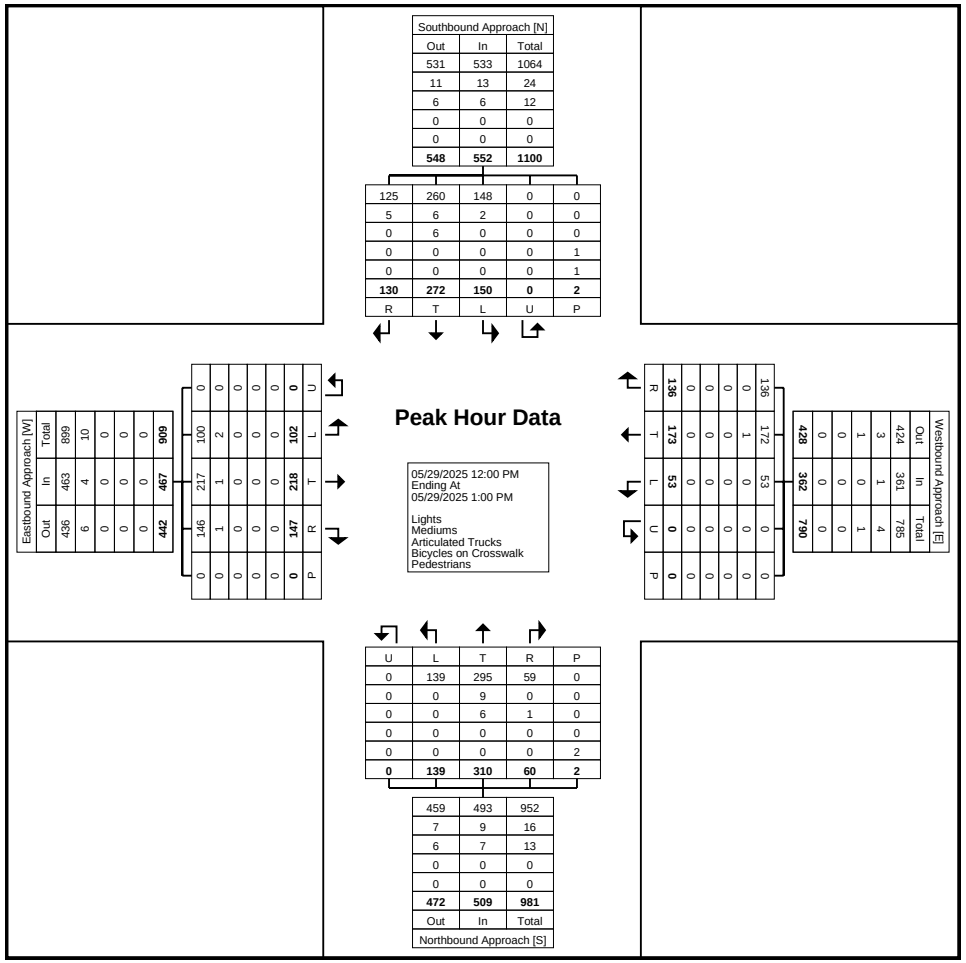

Turning Movement Peak Hour Data Plot (12:00 PM)

City of Lloydminster
4420-50 Avenue

Lloydminster, Alberta, Canada T9V 0W2
(780) 875-6184 waguinaldo@lloydminster.ca

Count Name: 36 Street and 59 Avenue
Site Code: 3659
Start Date: 05/29/2025

Turning Movement Peak Hour Data (4:30 PM)

Start Time	Southbound Approach						Westbound Approach						Northbound Approach						Eastbound Approach						
	Southbound						Westbound						Northbound						Eastbound						
	Right	Thru	Left	U-Turn	Peds	App. Total	Right	Thru	Left	U-Turn	Peds	App. Total	Right	Thru	Left	U-Turn	Peds	App. Total	Right	Thru	Left	U-Turn	Peds	App. Total	Int. Total
4:30 PM	25	51	39	0	1	115	40	60	9	0	0	109	21	114	45	0	1	180	37	70	25	0	0	132	536
4:45 PM	18	75	45	0	0	138	62	53	15	0	0	130	25	116	56	0	1	197	41	69	33	0	1	143	608
5:00 PM	25	68	37	0	0	130	44	53	10	0	0	107	28	120	60	0	0	208	25	75	35	0	1	135	580
5:15 PM	14	60	45	0	0	119	41	50	6	0	0	97	29	154	83	0	0	266	29	59	33	0	2	121	603
Total	82	254	166	0	1	502	187	216	40	0	0	443	103	504	244	0	2	851	132	273	126	0	4	531	2327
Approach %	16.3	50.6	33.1	0.0	-	-	42.2	48.8	9.0	0.0	-	-	12.1	59.2	28.7	0.0	-	-	24.9	51.4	23.7	0.0	-	-	-
Total %	3.5	10.9	7.1	0.0	-	21.6	8.0	9.3	1.7	0.0	-	19.0	4.4	21.7	10.5	0.0	-	36.6	5.7	11.7	5.4	0.0	-	22.8	-
PHF	0.820	0.847	0.922	0.000	-	0.909	0.754	0.900	0.667	0.000	-	0.852	0.888	0.818	0.735	0.000	-	0.800	0.805	0.910	0.900	0.000	-	0.928	0.957
Lights	82	247	165	0	-	494	186	215	40	0	-	441	102	498	244	0	-	844	132	272	126	0	-	530	2309
% Lights	100.0	97.2	99.4	-	-	98.4	99.5	99.5	100.0	-	-	99.5	99.0	98.8	100.0	-	-	99.2	100.0	99.6	100.0	-	-	99.8	99.2
Mediums	0	4	0	0	-	4	0	1	0	0	-	1	0	2	0	0	-	2	0	1	0	0	-	1	8
% Mediums	0.0	1.6	0.0	-	-	0.8	0.0	0.5	0.0	-	-	0.2	0.0	0.4	0.0	-	-	0.2	0.0	0.4	0.0	-	-	0.2	0.3
Articulated Trucks	0	3	1	0	-	4	1	0	0	0	-	1	1	4	0	0	-	5	0	0	0	0	-	0	10
% Articulated Trucks	0.0	1.2	0.6	-	-	0.8	0.5	0.0	0.0	-	-	0.2	1.0	0.8	0.0	-	-	0.6	0.0	0.0	0.0	-	-	0.0	0.4
Bicycles on Crosswalk	-	-	-	-	0	-	-	-	-	-	0	-	-	-	-	-	2	-	-	-	-	-	4	-	-
% Bicycles on Crosswalk	-	-	-	-	0.0	-	-	-	-	-	-	-	-	-	-	-	100.0	-	-	-	-	-	100.0	-	-
Pedestrians	-	-	-	-	1	-	-	-	-	-	0	-	-	-	-	-	0	-	-	-	-	-	0	-	-
% Pedestrians	-	-	-	-	100.0	-	-	-	-	-	-	-	-	-	-	-	0.0	-	-	-	-	-	0.0	-	-

City of Lloydminster
4420-50 Avenue

Lloydminster, Alberta, Canada T9V 0W2
(780) 875-6184 waguinaldo@lloydminster.ca

Count Name: 36 Street and 59 Avenue
Site Code: 3659
Start Date: 05/29/2025

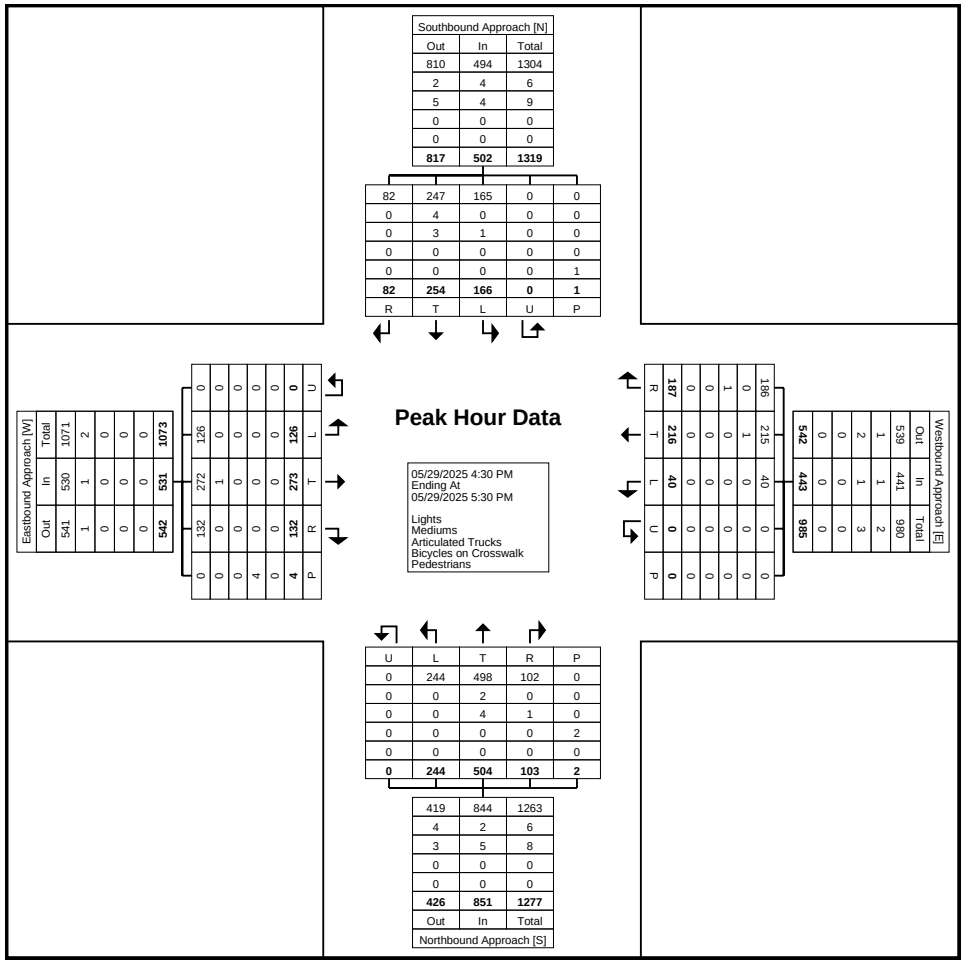

Turning Movement Peak Hour Data Plot (4:30 PM)

City of Lloydminster
4420-50 Avenue

Lloydminster, Alberta, Canada T9V 0W2
(780) 875-6184 waguinaldo@lloydminster.ca

Count Name: 36 Street and 65 Avenue
Site Code: 3665
Start Date: 06/16/2025

Turning Movement Data

Start Time	Southbound Approach					Westbound Approach					Northbound Approach					
	Southbound					Westbound					Northbound					
	Thru	Left	U-Turn	Peds	App. Total	Right	Left	U-Turn	Peds	App. Total	Right	Thru	U-Turn	Peds	App. Total	Int. Total
7:00 AM	1	11	0	0	12	14	9	0	0	23	13	5	0	1	18	53
7:15 AM	0	19	0	0	19	17	12	0	0	29	24	6	0	0	30	78
7:30 AM	1	28	0	0	29	21	32	0	1	53	36	6	0	0	42	124
7:45 AM	7	54	0	1	61	45	36	0	0	81	77	6	0	0	83	225
Hourly Total	9	112	0	1	121	97	89	0	1	186	150	23	0	1	173	480
8:00 AM	5	44	0	0	49	43	40	0	0	83	55	3	0	0	58	190
8:15 AM	10	55	0	0	65	51	45	0	0	96	56	1	0	0	57	218
8:30 AM	12	49	0	6	61	87	79	0	0	166	51	8	0	0	59	286
8:45 AM	14	51	0	4	65	85	53	0	0	138	70	10	0	2	80	283
Hourly Total	41	199	0	10	240	266	217	0	0	483	232	22	0	2	254	977
*** BREAK ***	-	-	-	-	-	-	-	-	-	-	-	-	-	-	-	-
11:30 AM	5	54	0	4	59	43	27	0	0	70	27	1	0	0	28	157
11:45 AM	2	35	0	1	37	40	19	0	0	59	25	3	0	0	28	124
Hourly Total	7	89	0	5	96	83	46	0	0	129	52	4	0	0	56	281
12:00 PM	6	34	0	3	40	70	39	0	0	109	38	3	0	0	41	190
12:15 PM	3	44	0	2	47	73	42	0	0	115	36	4	0	0	40	202
12:30 PM	5	51	0	6	56	41	21	0	0	62	27	2	0	1	29	147
12:45 PM	2	42	0	0	44	43	15	0	0	58	38	6	0	0	44	146
Hourly Total	16	171	0	11	187	227	117	0	0	344	139	15	0	1	154	685
1:00 PM	7	41	0	0	48	49	21	0	0	70	31	1	0	0	32	150
1:15 PM	2	43	0	4	45	51	25	0	0	76	16	5	0	0	21	142
*** BREAK ***	-	-	-	-	-	-	-	-	-	-	-	-	-	-	-	-
Hourly Total	9	84	0	4	93	100	46	0	0	146	47	6	0	0	53	292
4:00 PM	6	61	0	0	67	53	39	0	0	92	43	7	0	0	50	209
4:15 PM	4	43	0	0	47	51	50	0	0	101	40	2	0	0	42	190
4:30 PM	4	60	0	0	64	44	33	0	0	77	43	4	0	0	47	188
4:45 PM	3	45	0	0	48	59	37	0	0	96	40	1	0	1	41	185
Hourly Total	17	209	0	0	226	207	159	0	0	366	166	14	0	1	180	772
5:00 PM	7	46	0	1	53	68	55	0	1	123	32	8	0	0	40	216
5:15 PM	3	44	0	0	47	57	43	0	2	100	45	1	0	0	46	193
5:30 PM	1	55	0	0	56	42	28	0	0	70	34	4	0	0	38	164
5:45 PM	3	42	0	0	45	51	25	0	0	76	30	1	0	2	31	152
Hourly Total	14	187	0	1	201	218	151	0	3	369	141	14	0	2	155	725
Grand Total	113	1051	0	32	1164	1198	825	0	4	2023	927	98	0	7	1025	4212
Approach %	9.7	90.3	0.0	-	-	59.2	40.8	0.0	-	-	90.4	9.6	0.0	-	-	-
Total %	2.7	25.0	0.0	-	27.6	28.4	19.6	0.0	-	48.0	22.0	2.3	0.0	-	24.3	-

Lights	110	1033	0	-	1143	1188	792	0	-	1980	914	97	0	-	1011	4134
% Lights	97.3	98.3	-	-	98.2	99.2	96.0	-	-	97.9	98.6	99.0	-	-	98.6	98.1
Mediums	3	18	0	-	21	10	33	0	-	43	13	1	0	-	14	78
% Mediums	2.7	1.7	-	-	1.8	0.8	4.0	-	-	2.1	1.4	1.0	-	-	1.4	1.9
Articulated Trucks	0	0	0	-	0	0	0	0	-	0	0	0	0	-	0	0
% Articulated Trucks	0.0	0.0	-	-	0.0	0.0	0.0	-	-	0.0	0.0	0.0	-	-	0.0	0.0
Bicycles on Crosswalk	-	-	-	3	-	-	-	-	2	-	-	-	-	2	-	-
% Bicycles on Crosswalk	-	-	-	9.4	-	-	-	-	50.0	-	-	-	-	28.6	-	-
Pedestrians	-	-	-	29	-	-	-	-	2	-	-	-	-	5	-	-
% Pedestrians	-	-	-	90.6	-	-	-	-	50.0	-	-	-	-	71.4	-	-

City of Lloydminster
4420-50 Avenue

Lloydminster, Alberta, Canada T9V 0W2
(780) 875-6184 waguinaldo@lloydminster.ca

Count Name: 36 Street and 65 Avenue
Site Code: 3665
Start Date: 06/16/2025

Southbound Approach [N]		
Out	In	Total
1285	1143	2428
11	21	32
0	0	0
0	0	0
0	0	0
1296	**1164**	**2460**

110	1033	0	0
3	18	0	0
0	0	0	0
0	0	0	3
0	0	0	29
113	**1051**	**0**	**32**
T	L	U	P

06/16/2025 7:00 AM
Ending At
06/16/2025 6:00 PM

Lights
Mediums
Articulated Trucks
Bicycles on Crosswalk
Pedestrians

R	L	U	P
1198	**825**	**0**	**4**
0	0	0	2
0	0	0	2
0	0	0	0
10	33	0	0
1188	792	0	0

Westbound Approach [E]		
Out	In	Total
1947	1980	3927
31	43	74
0	0	0
0	0	0
0	0	0
1978	**2023**	**4001**

U	T	R	P
0	97	914	0
0	1	13	0
0	0	0	0
0	0	0	2
0	0	0	5
0	**98**	**927**	**7**

902	1011	1913
36	14	50
0	0	0
0	0	0
0	0	0
938	**1025**	**1963**
Out	In	Total
Northbound Approach [S]		

Turning Movement Data Plot

City of Lloydminster
4420-50 Avenue

Lloydminster, Alberta, Canada T9V 0W2
(780) 875-6184 waguinaldo@lloydminster.ca

Count Name: 36 Street and 65 Avenue
Site Code: 3665
Start Date: 06/16/2025

Turning Movement Peak Hour Data (8:00 AM)

Start Time	Southbound Approach					Westbound Approach					Northbound Approach					
	Southbound					Westbound					Northbound					
	Thru	Left	U-Turn	Peds	App. Total	Right	Left	U-Turn	Peds	App. Total	Right	Thru	U-Turn	Peds	App. Total	Int. Total
8:00 AM	5	44	0	0	49	43	40	0	0	83	55	3	0	0	58	190
8:15 AM	10	55	0	0	65	51	45	0	0	96	56	1	0	0	57	218
8:30 AM	12	49	0	6	61	87	79	0	0	166	51	8	0	0	59	286
8:45 AM	14	51	0	4	65	85	53	0	0	138	70	10	0	2	80	283
Total	41	199	0	10	240	266	217	0	0	483	232	22	0	2	254	977
Approach %	17.1	82.9	0.0	-	-	55.1	44.9	0.0	-	-	91.3	8.7	0.0	-	-	-
Total %	4.2	20.4	0.0	-	24.6	27.2	22.2	0.0	-	49.4	23.7	2.3	0.0	-	26.0	-
PHF	0.732	0.905	0.000	-	0.923	0.764	0.687	0.000	-	0.727	0.829	0.550	0.000	-	0.794	0.854
Lights	40	195	0	-	235	263	192	0	-	455	230	22	0	-	252	942
% Lights	97.6	98.0	-	-	97.9	98.9	88.5	-	-	94.2	99.1	100.0	-	-	99.2	96.4
Mediums	1	4	0	-	5	3	25	0	-	28	2	0	0	-	2	35
% Mediums	2.4	2.0	-	-	2.1	1.1	11.5	-	-	5.8	0.9	0.0	-	-	0.8	3.6
Articulated Trucks	0	0	0	-	0	0	0	0	-	0	0	0	0	-	0	0
% Articulated Trucks	0.0	0.0	-	-	0.0	0.0	0.0	-	-	0.0	0.0	0.0	-	-	0.0	0.0
Bicycles on Crosswalk	-	-	-	3	-	-	-	-	0	-	-	-	-	0	-	-
% Bicycles on Crosswalk	-	-	-	30.0	-	-	-	-	-	-	-	-	-	0.0	-	-
Pedestrians	-	-	-	7	-	-	-	-	0	-	-	-	-	2	-	-
% Pedestrians	-	-	-	70.0	-	-	-	-	-	-	-	-	-	100.0	-	-

City of Lloydminster
4420-50 Avenue

Lloydminster, Alberta, Canada T9V 0W2
(780) 875-6184 waguinaldo@lloydminster.ca

Count Name: 36 Street and 65 Avenue
Site Code: 3665
Start Date: 06/16/2025

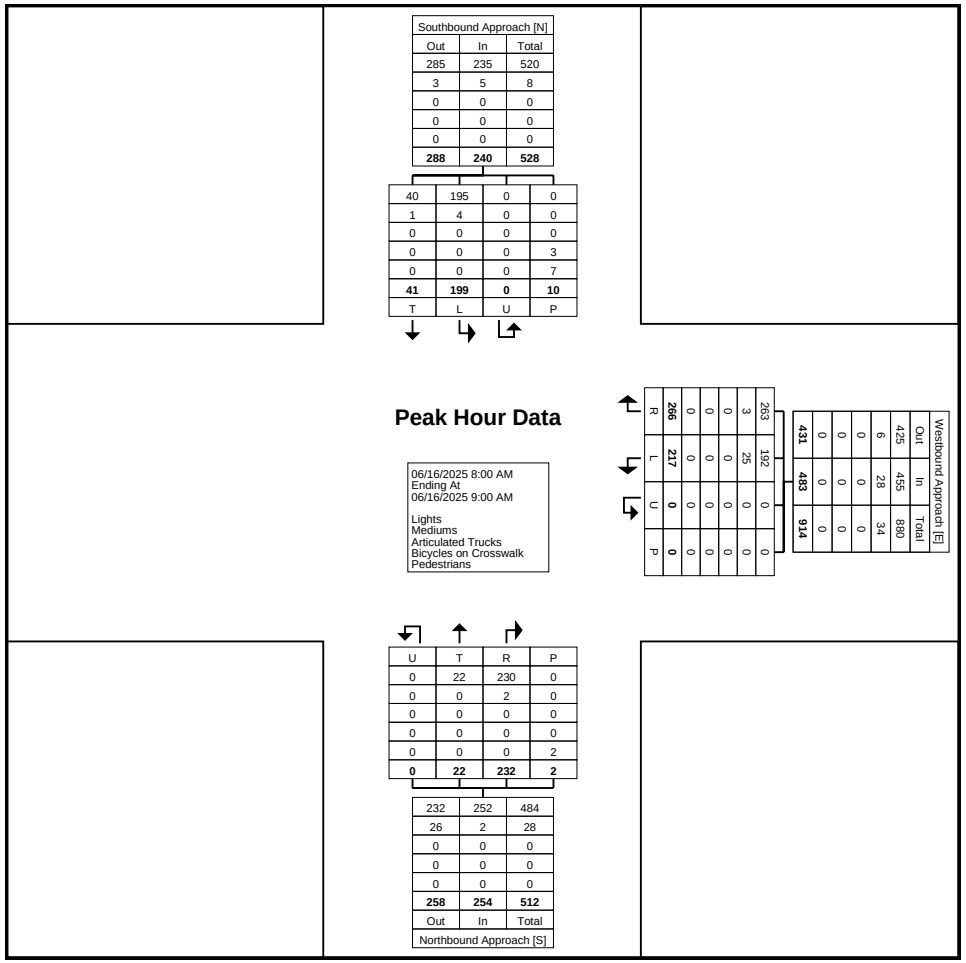

Turning Movement Peak Hour Data Plot (8:00 AM)

City of Lloydminster
4420-50 Avenue

Lloydminster, Alberta, Canada T9V 0W2
(780) 875-6184 waguinaldo@lloydminster.ca

Count Name: 36 Street and 65 Avenue
Site Code: 3665
Start Date: 06/16/2025

Turning Movement Peak Hour Data (12:00 PM)

Start Time	Southbound Approach					Westbound Approach					Northbound Approach					
	Southbound					Westbound					Northbound					
	Thru	Left	U-Turn	Peds	App. Total	Right	Left	U-Turn	Peds	App. Total	Right	Thru	U-Turn	Peds	App. Total	Int. Total
12:00 PM	6	34	0	3	40	70	39	0	0	109	38	3	0	0	41	190
12:15 PM	3	44	0	2	47	73	42	0	0	115	36	4	0	0	40	202
12:30 PM	5	51	0	6	56	41	21	0	0	62	27	2	0	1	29	147
12:45 PM	2	42	0	0	44	43	15	0	0	58	38	6	0	0	44	146
Total	16	171	0	11	187	227	117	0	0	344	139	15	0	1	154	685
Approach %	8.6	91.4	0.0	-	-	66.0	34.0	0.0	-	-	90.3	9.7	0.0	-	-	-
Total %	2.3	25.0	0.0	-	27.3	33.1	17.1	0.0	-	50.2	20.3	2.2	0.0	-	22.5	-
PHF	0.667	0.838	0.000	-	0.835	0.777	0.696	0.000	-	0.748	0.914	0.625	0.000	-	0.875	0.848
Lights	14	170	0	-	184	224	113	0	-	337	138	14	0	-	152	673
% Lights	87.5	99.4	-	-	98.4	98.7	96.6	-	-	98.0	99.3	93.3	-	-	98.7	98.2
Mediums	2	1	0	-	3	3	4	0	-	7	1	1	0	-	2	12
% Mediums	12.5	0.6	-	-	1.6	1.3	3.4	-	-	2.0	0.7	6.7	-	-	1.3	1.8
Articulated Trucks	0	0	0	-	0	0	0	0	-	0	0	0	0	-	0	0
% Articulated Trucks	0.0	0.0	-	-	0.0	0.0	0.0	-	-	0.0	0.0	0.0	-	-	0.0	0.0
Bicycles on Crosswalk	-	-	-	0	-	-	-	-	0	-	-	-	-	0	-	-
% Bicycles on Crosswalk	-	-	-	0.0	-	-	-	-	-	-	-	-	-	0.0	-	-
Pedestrians	-	-	-	11	-	-	-	-	0	-	-	-	-	1	-	-
% Pedestrians	-	-	-	100.0	-	-	-	-	-	-	-	-	-	100.0	-	-

City of Lloydminster
4420-50 Avenue

Lloydminster, Alberta, Canada T9V 0W2
(780) 875-6184 waguinaldo@lloydminster.ca

Count Name: 36 Street and 65 Avenue
Site Code: 3665
Start Date: 06/16/2025

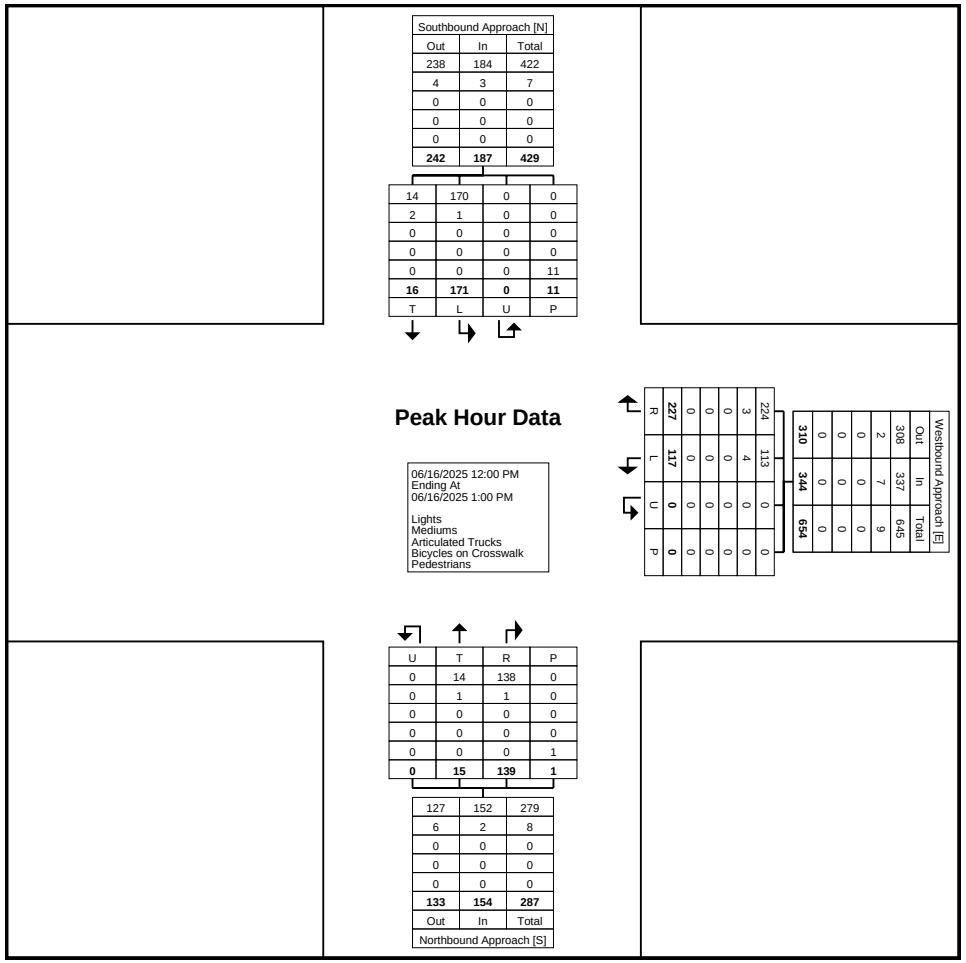

Turning Movement Peak Hour Data Plot (12:00 PM)

City of Lloydminster
4420-50 Avenue

Lloydminster, Alberta, Canada T9V 0W2
(780) 875-6184 waguinaldo@lloydminster.ca

Count Name: 36 Street and 65 Avenue
Site Code: 3665
Start Date: 06/16/2025

Turning Movement Peak Hour Data (4:30 PM)

Start Time	Southbound Approach					Westbound Approach					Northbound Approach					
	Southbound					Westbound					Northbound					
	Thru	Left	U-Turn	Peds	App. Total	Right	Left	U-Turn	Peds	App. Total	Right	Thru	U-Turn	Peds	App. Total	Int. Total
4:30 PM	4	60	0	0	64	44	33	0	0	77	43	4	0	0	47	188
4:45 PM	3	45	0	0	48	59	37	0	0	96	40	1	0	1	41	185
5:00 PM	7	46	0	1	53	68	55	0	1	123	32	8	0	0	40	216
5:15 PM	3	44	0	0	47	57	43	0	2	100	45	1	0	0	46	193
Total	17	195	0	1	212	228	168	0	3	396	160	14	0	1	174	782
Approach %	8.0	92.0	0.0	-	-	57.6	42.4	0.0	-	-	92.0	8.0	0.0	-	-	-
Total %	2.2	24.9	0.0	-	27.1	29.2	21.5	0.0	-	50.6	20.5	1.8	0.0	-	22.3	-
PHF	0.607	0.813	0.000	-	0.828	0.838	0.764	0.000	-	0.805	0.889	0.438	0.000	-	0.926	0.905
Lights	17	195	0	-	212	228	168	0	-	396	160	14	0	-	174	782
% Lights	100.0	100.0	-	-	100.0	100.0	100.0	-	-	100.0	100.0	100.0	-	-	100.0	100.0
Mediums	0	0	0	-	0	0	0	0	-	0	0	0	0	-	0	0
% Mediums	0.0	0.0	-	-	0.0	0.0	0.0	-	-	0.0	0.0	0.0	-	-	0.0	0.0
Articulated Trucks	0	0	0	-	0	0	0	0	-	0	0	0	0	-	0	0
% Articulated Trucks	0.0	0.0	-	-	0.0	0.0	0.0	-	-	0.0	0.0	0.0	-	-	0.0	0.0
Bicycles on Crosswalk	-	-	-	0	-	-	-	-	2	-	-	-	-	0	-	-
% Bicycles on Crosswalk	-	-	-	0.0	-	-	-	-	66.7	-	-	-	-	0.0	-	-
Pedestrians	-	-	-	1	-	-	-	-	1	-	-	-	-	1	-	-
% Pedestrians	-	-	-	100.0	-	-	-	-	33.3	-	-	-	-	100.0	-	-

City of Lloydminster
4420-50 Avenue

Lloydminster, Alberta, Canada T9V 0W2
(780) 875-6184 waguinaldo@lloydminster.ca

Count Name: 36 Street and 65 Avenue
Site Code: 3665
Start Date: 06/16/2025
Page No: 9

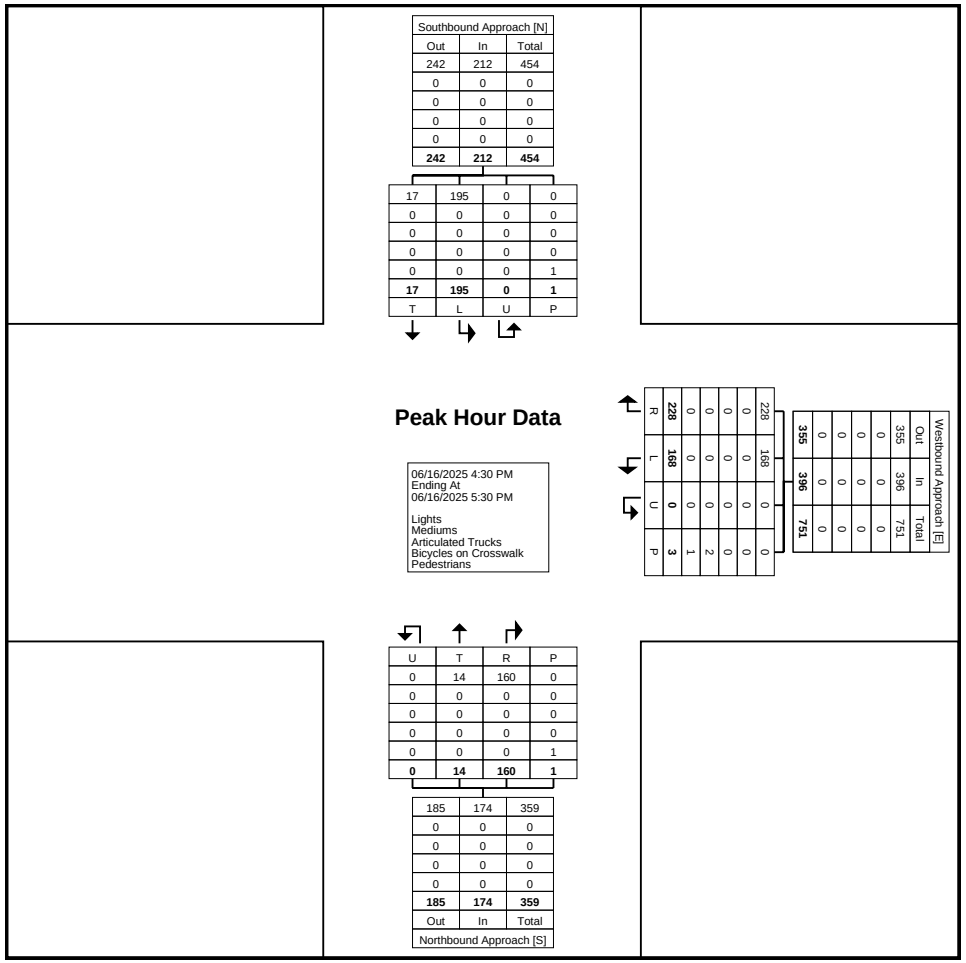

Turning Movement Peak Hour Data Plot (4:30 PM)

City of Lloydminster
4420-50 Avenue

Lloydminster, Alberta, Canada T9V 0W2
(780) 875-6184 waguinaldo@lloydminster.ca

Count Name: 39 Street and 56 Avenue
Site Code: 3956
Start Date: 05/28/2025
Page No: 1

Turning Movement Data

Start Time	Southbound Approach					Westbound Approach					Eastbound Approach					
	Southbound					Westbound					Eastbound					
	Right	Left	U-Turn	Peds	App. Total	Right	Thru	U-Turn	Peds	App. Total	Thru	Left	U-Turn	Peds	App. Total	Int. Total
7:00 AM	2	3	0	1	5	4	5	0	0	9	2	2	0	0	4	18
7:15 AM	1	5	0	1	6	3	2	0	0	5	10	7	0	1	17	28
7:30 AM	5	4	0	0	9	14	9	0	0	23	13	8	0	0	21	53
7:45 AM	7	7	0	1	14	19	9	0	0	28	10	8	0	1	18	60
Hourly Total	15	19	0	3	34	40	25	0	0	65	35	25	0	2	60	159
8:00 AM	8	14	0	1	22	30	10	0	0	40	6	9	0	1	15	77
8:15 AM	6	23	0	0	29	32	15	0	0	47	8	14	0	1	22	98
8:30 AM	16	21	0	0	37	47	17	0	0	64	5	20	0	2	25	126
8:45 AM	33	30	1	2	64	31	16	0	0	47	8	10	0	5	18	129
Hourly Total	63	88	1	3	152	140	58	0	0	198	27	53	0	9	80	430
*** BREAK ***	-	-	-	-	-	-	-	-	-	-	-	-	-	-	-	-
11:30 AM	7	11	2	0	20	14	5	0	0	19	9	3	0	3	12	51
11:45 AM	8	10	0	5	18	17	10	0	0	27	8	6	0	0	14	59
Hourly Total	15	21	2	5	38	31	15	0	0	46	17	9	0	3	26	110
12:00 PM	15	22	0	1	37	18	14	0	0	32	9	6	0	0	15	84
12:15 PM	28	53	0	1	81	22	15	0	0	37	11	7	0	4	18	136
12:30 PM	7	40	0	0	47	23	16	0	0	39	7	5	0	1	12	98
12:45 PM	9	13	1	0	23	53	24	0	0	77	11	8	0	2	19	119
Hourly Total	59	128	1	2	188	116	69	0	0	185	38	26	0	7	64	437
1:00 PM	10	27	0	2	37	21	8	1	0	30	5	8	0	2	13	80
1:15 PM	8	18	1	2	27	19	13	0	0	32	11	6	0	2	17	76
*** BREAK ***	-	-	-	-	-	-	-	-	-	-	-	-	-	-	-	-
Hourly Total	18	45	1	4	64	40	21	1	0	62	16	14	0	4	30	156
4:00 PM	13	18	0	1	31	16	24	0	0	40	11	4	0	0	15	86
4:15 PM	11	16	0	1	27	19	18	0	0	37	9	5	0	1	14	78
4:30 PM	9	26	0	1	35	11	19	0	0	30	13	4	0	0	17	82
4:45 PM	11	15	0	2	26	8	13	0	1	21	16	7	0	0	23	70
Hourly Total	44	75	0	5	119	54	74	0	1	128	49	20	0	1	69	316
5:00 PM	9	17	0	0	26	10	28	0	0	38	5	3	0	0	8	72
5:15 PM	11	18	0	2	29	5	21	0	0	26	13	1	0	5	14	69
5:30 PM	9	22	0	2	31	10	22	0	1	32	13	7	0	0	20	83
5:45 PM	1	15	0	0	16	2	8	0	0	10	11	2	0	0	13	39
Hourly Total	30	72	0	4	102	27	79	0	1	106	42	13	0	5	55	263
Grand Total	244	448	5	26	697	448	341	1	2	790	224	160	0	31	384	1871
Approach %	35.0	64.3	0.7	-	-	56.7	43.2	0.1	-	-	58.3	41.7	0.0	-	-	-
Total %	13.0	23.9	0.3	-	37.3	23.9	18.2	0.1	-	42.2	12.0	8.6	0.0	-	20.5	-

Lights	238	438	5	-	681	443	335	1	-	779	223	158	0	-	381	1841
% Lights	97.5	97.8	100.0	-	97.7	98.9	98.2	100.0	-	98.6	99.6	98.8	-	-	99.2	98.4
Mediums	6	10	0	-	16	5	6	0	-	11	1	2	0	-	3	30
% Mediums	2.5	2.2	0.0	-	2.3	1.1	1.8	0.0	-	1.4	0.4	1.3	-	-	0.8	1.6
Articulated Trucks	0	0	0	-	0	0	0	0	-	0	0	0	0	-	0	0
% Articulated Trucks	0.0	0.0	0.0	-	0.0	0.0	0.0	0.0	-	0.0	0.0	0.0	-	-	0.0	0.0
Bicycles on Crosswalk	-	-	-	2	-	-	-	-	0	-	-	-	-	1	-	-
% Bicycles on Crosswalk	-	-	-	7.7	-	-	-	-	0.0	-	-	-	-	3.2	-	-
Pedestrians	-	-	-	24	-	-	-	-	2	-	-	-	-	30	-	-
% Pedestrians	-	-	-	92.3	-	-	-	-	100.0	-	-	-	-	96.8	-	-

City of Lloydminster
4420-50 Avenue

Lloydminster, Alberta, Canada T9V 0W2
(780) 875-6184 waguinaldo@lloydminster.ca

Count Name: 39 Street and 56 Avenue
Site Code: 3956
Start Date: 05/28/2025

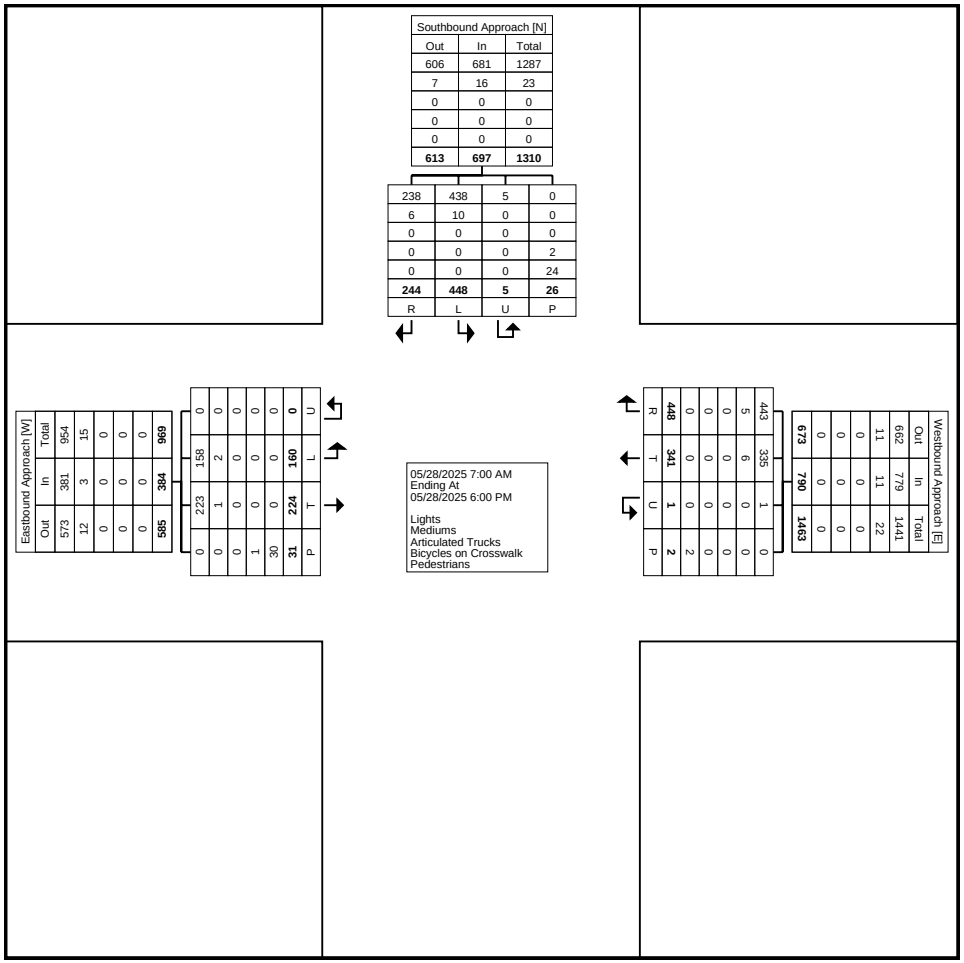

Turning Movement Data Plot

City of Lloydminster
4420-50 Avenue

Lloydminster, Alberta, Canada T9V 0W2
(780) 875-6184 waguinaldo@lloydminster.ca

Count Name: 39 Street and 56 Avenue
Site Code: 3956
Start Date: 05/28/2025

Turning Movement Peak Hour Data (8:00 AM)

Start Time	Southbound Approach					Westbound Approach					Eastbound Approach					
	Southbound					Westbound					Eastbound					
	Right	Left	U-Turn	Peds	App. Total	Right	Thru	U-Turn	Peds	App. Total	Thru	Left	U-Turn	Peds	App. Total	Int. Total
8:00 AM	8	14	0	1	22	30	10	0	0	40	6	9	0	1	15	77
8:15 AM	6	23	0	0	29	32	15	0	0	47	8	14	0	1	22	98
8:30 AM	16	21	0	0	37	47	17	0	0	64	5	20	0	2	25	126
8:45 AM	33	30	1	2	64	31	16	0	0	47	8	10	0	5	18	129
Total	63	88	1	3	152	140	58	0	0	198	27	53	0	9	80	430
Approach %	41.4	57.9	0.7	-	-	70.7	29.3	0.0	-	-	33.8	66.3	0.0	-	-	-
Total %	14.7	20.5	0.2	-	35.3	32.6	13.5	0.0	-	46.0	6.3	12.3	0.0	-	18.6	-
PHF	0.477	0.733	0.250	-	0.594	0.745	0.853	0.000	-	0.773	0.844	0.663	0.000	-	0.800	0.833
Lights	61	82	1	-	144	138	55	0	-	193	27	53	0	-	80	417
% Lights	96.8	93.2	100.0	-	94.7	98.6	94.8	-	-	97.5	100.0	100.0	-	-	100.0	97.0
Mediums	2	6	0	-	8	2	3	0	-	5	0	0	0	-	0	13
% Mediums	3.2	6.8	0.0	-	5.3	1.4	5.2	-	-	2.5	0.0	0.0	-	-	0.0	3.0
Articulated Trucks	0	0	0	-	0	0	0	0	-	0	0	0	0	-	0	0
% Articulated Trucks	0.0	0.0	0.0	-	0.0	0.0	0.0	-	-	0.0	0.0	0.0	-	-	0.0	0.0
Bicycles on Crosswalk	-	-	-	0	-	-	-	-	0	-	-	-	-	0	-	-
% Bicycles on Crosswalk	-	-	-	0.0	-	-	-	-	-	-	-	-	-	0.0	-	-
Pedestrians	-	-	-	3	-	-	-	-	0	-	-	-	-	9	-	-
% Pedestrians	-	-	-	100.0	-	-	-	-	-	-	-	-	-	100.0	-	-

City of Lloydminster
4420-50 Avenue

Lloydminster, Alberta, Canada T9V 0W2
(780) 875-6184 waguinaldo@lloydminster.ca

Count Name: 39 Street and 56 Avenue
Site Code: 3956
Start Date: 05/28/2025

Peak Hour Data

05/28/2025 8:00 AM
Ending At
05/28/2025 9:00 AM

Lights
Mediums
Articulated Trucks
Bicycles on Crosswalk
Pedestrians

Southbound Approach [N]

Out	In	Total
192	144	336
2	8	10
0	0	0
0	0	0
0	0	0
194	**152**	**346**

R	L	U	P
61	82	1	0
2	6	0	0
0	0	0	0
0	0	0	0
0	0	0	3
63	**88**	**1**	**3**

Eastbound Approach [W]

Out	In	Total
116	80	196
5	0	5
0	0	0
0	0	0
0	0	0
121	**80**	**201**

P	T	L	U
0	27	53	0
0	0	0	0
0	0	0	0
0	0	0	0
9	0	0	0
9	**27**	**53**	**0**

Westbound Approach [E]

Out	In	Total
109	193	302
6	5	11
0	0	0
0	0	0
0	0	0
115	**198**	**313**

R	T	U	P
138	55	0	0
2	3	0	0
0	0	0	0
0	0	0	0
0	0	0	0
140	**58**	**0**	**0**

Turning Movement Peak Hour Data Plot (8:00 AM)

City of Lloydminster
4420-50 Avenue

Lloydminster, Alberta, Canada T9V 0W2
(780) 875-6184 waguinaldo@lloydminster.ca

Count Name: 39 Street and 56 Avenue
Site Code: 3956
Start Date: 05/28/2025

Turning Movement Peak Hour Data (12:00 PM)

Start Time	Southbound Approach					Westbound Approach					Eastbound Approach					
	Southbound					Westbound					Eastbound					
	Right	Left	U-Turn	Peds	App. Total	Right	Thru	U-Turn	Peds	App. Total	Thru	Left	U-Turn	Peds	App. Total	Int. Total
12:00 PM	15	22	0	1	37	18	14	0	0	32	9	6	0	0	15	84
12:15 PM	28	53	0	1	81	22	15	0	0	37	11	7	0	4	18	136
12:30 PM	7	40	0	0	47	23	16	0	0	39	7	5	0	1	12	98
12:45 PM	9	13	1	0	23	53	24	0	0	77	11	8	0	2	19	119
Total	59	128	1	2	188	116	69	0	0	185	38	26	0	7	64	437
Approach %	31.4	68.1	0.5	-	-	62.7	37.3	0.0	-	-	59.4	40.6	0.0	-	-	-
Total %	13.5	29.3	0.2	-	43.0	26.5	15.8	0.0	-	42.3	8.7	5.9	0.0	-	14.6	-
PHF	0.527	0.604	0.250	-	0.580	0.547	0.719	0.000	-	0.601	0.864	0.813	0.000	-	0.842	0.803
Lights	58	128	1	-	187	115	69	0	-	184	38	25	0	-	63	434
% Lights	98.3	100.0	100.0	-	99.5	99.1	100.0	-	-	99.5	100.0	96.2	-	-	98.4	99.3
Mediums	1	0	0	-	1	1	0	0	-	1	0	1	0	-	1	3
% Mediums	1.7	0.0	0.0	-	0.5	0.9	0.0	-	-	0.5	0.0	3.8	-	-	1.6	0.7
Articulated Trucks	0	0	0	-	0	0	0	0	-	0	0	0	0	-	0	0
% Articulated Trucks	0.0	0.0	0.0	-	0.0	0.0	0.0	-	-	0.0	0.0	0.0	-	-	0.0	0.0
Bicycles on Crosswalk	-	-	-	0	-	-	-	-	0	-	-	-	-	1	-	-
% Bicycles on Crosswalk	-	-	-	0.0	-	-	-	-	-	-	-	-	-	14.3	-	-
Pedestrians	-	-	-	2	-	-	-	-	0	-	-	-	-	6	-	-
% Pedestrians	-	-	-	100.0	-	-	-	-	-	-	-	-	-	85.7	-	-

City of Lloydminster
4420-50 Avenue

Lloydminster, Alberta, Canada T9V 0W2
(780) 875-6184 waguinaldo@lloydminster.ca

Count Name: 39 Street and 56 Avenue
Site Code: 3956
Start Date: 05/28/2025

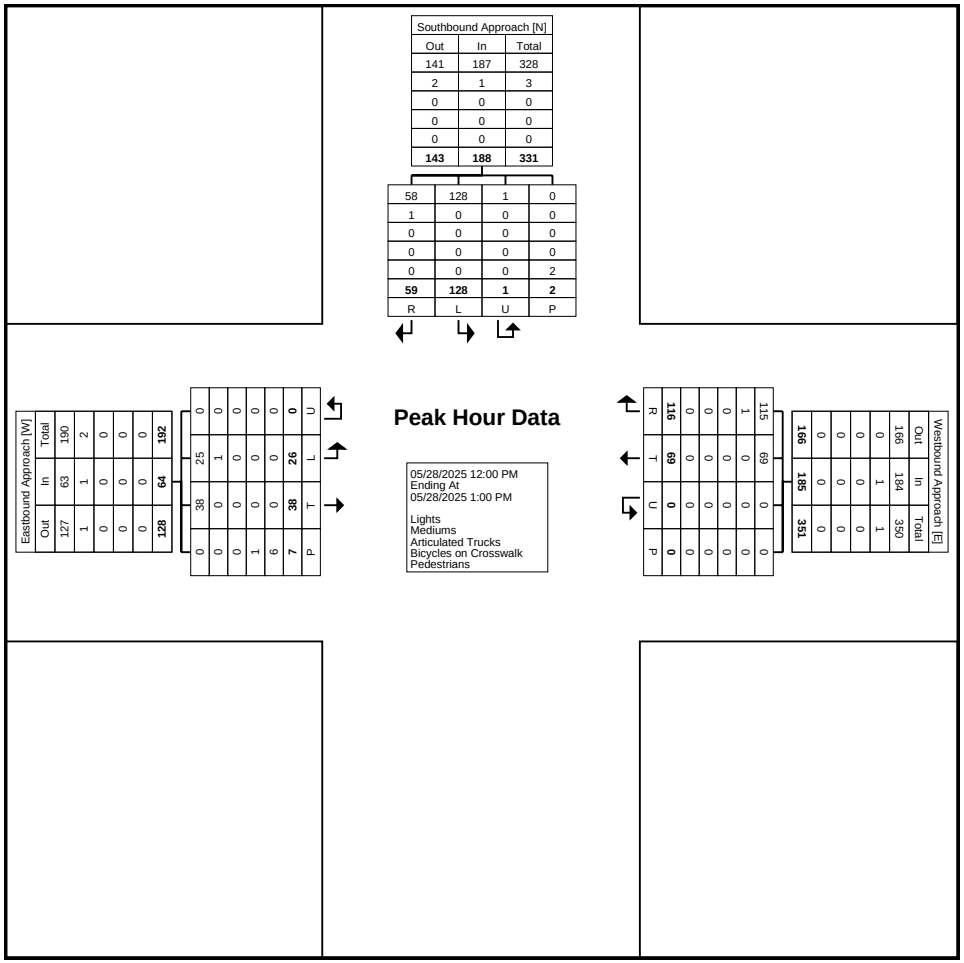

Turning Movement Peak Hour Data Plot (12:00 PM)

City of Lloydminster
4420-50 Avenue

Lloydminster, Alberta, Canada T9V 0W2
(780) 875-6184 waguinaldo@lloydminster.ca

Count Name: 39 Street and 56 Avenue
Site Code: 3956
Start Date: 05/28/2025

Turning Movement Peak Hour Data (4:00 PM)

Start Time	Southbound Approach					Westbound Approach					Eastbound Approach					
	Southbound					Westbound					Eastbound					
	Right	Left	U-Turn	Peds	App. Total	Right	Thru	U-Turn	Peds	App. Total	Thru	Left	U-Turn	Peds	App. Total	Int. Total
4:00 PM	13	18	0	1	31	16	24	0	0	40	11	4	0	0	15	86
4:15 PM	11	16	0	1	27	19	18	0	0	37	9	5	0	1	14	78
4:30 PM	9	26	0	1	35	11	19	0	0	30	13	4	0	0	17	82
4:45 PM	11	15	0	2	26	8	13	0	1	21	16	7	0	0	23	70
Total	44	75	0	5	119	54	74	0	1	128	49	20	0	1	69	316
Approach %	37.0	63.0	0.0	-	-	42.2	57.8	0.0	-	-	71.0	29.0	0.0	-	-	-
Total %	13.9	23.7	0.0	-	37.7	17.1	23.4	0.0	-	40.5	15.5	6.3	0.0	-	21.8	-
PHF	0.846	0.721	0.000	-	0.850	0.711	0.771	0.000	-	0.800	0.766	0.714	0.000	-	0.750	0.919
Lights	43	75	0	-	118	53	73	0	-	126	48	19	0	-	67	311
% Lights	97.7	100.0	-	-	99.2	98.1	98.6	-	-	98.4	98.0	95.0	-	-	97.1	98.4
Mediums	1	0	0	-	1	1	1	0	-	2	1	1	0	-	2	5
% Mediums	2.3	0.0	-	-	0.8	1.9	1.4	-	-	1.6	2.0	5.0	-	-	2.9	1.6
Articulated Trucks	0	0	0	-	0	0	0	0	-	0	0	0	0	-	0	0
% Articulated Trucks	0.0	0.0	-	-	0.0	0.0	0.0	-	-	0.0	0.0	0.0	-	-	0.0	0.0
Bicycles on Crosswalk	-	-	-	1	-	-	-	-	0	-	-	-	-	0	-	-
% Bicycles on Crosswalk	-	-	-	20.0	-	-	-	-	0.0	-	-	-	-	0.0	-	-
Pedestrians	-	-	-	4	-	-	-	-	1	-	-	-	-	1	-	-
% Pedestrians	-	-	-	80.0	-	-	-	-	100.0	-	-	-	-	100.0	-	-

City of Lloydminster
4420-50 Avenue

Lloydminster, Alberta, Canada T9V 0W2
(780) 875-6184 waguinaldo@lloydminster.ca

Count Name: 39 Street and 56 Avenue
Site Code: 3956
Start Date: 05/28/2025

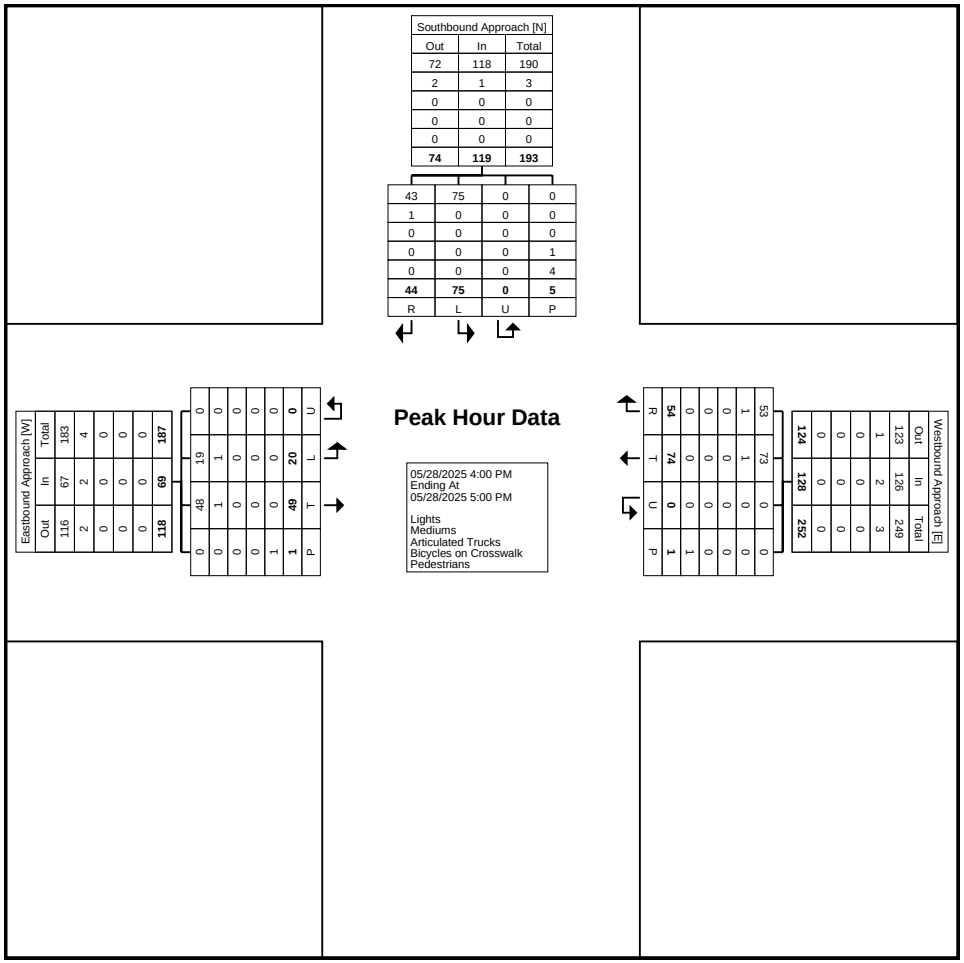

Turning Movement Peak Hour Data Plot (4:00 PM)

City of Lloydminster
4420-50 Avenue

Lloydminster, Alberta, Canada T9V 0W2
(780) 875-6184 waguinaldo@lloydminster.ca

Count Name: 39 Street and 57 Avenue
Site Code: 3957
Start Date: 05/28/2025
Page No: 1

Turning Movement Data

Start Time	Southbound Approach					Westbound Approach					Northbound Approach					
	Southbound					Westbound					Northbound					
	Thru	Left	U-Turn	Peds	App. Total	Right	Left	U-Turn	Peds	App. Total	Right	Thru	U-Turn	Peds	App. Total	Int. Total
7:00 AM	4	1	0	1	5	6	5	0	0	11	3	13	0	0	16	32
7:15 AM	6	4	0	1	10	4	2	0	0	6	3	18	0	0	21	37
7:30 AM	10	7	0	0	17	8	9	0	2	17	10	29	0	0	39	73
7:45 AM	15	6	0	2	21	10	12	0	1	22	9	52	0	1	61	104
Hourly Total	35	18	0	4	53	28	28	0	3	56	25	112	0	1	137	246
8:00 AM	23	3	0	0	26	12	9	0	0	21	9	63	0	0	72	119
8:15 AM	24	1	0	0	25	9	14	0	0	23	21	78	0	0	99	147
8:30 AM	29	2	0	1	31	23	16	0	3	39	23	101	0	0	124	194
8:45 AM	24	8	0	3	32	19	24	0	3	43	8	73	0	0	81	156
Hourly Total	100	14	0	4	114	63	63	0	6	126	61	315	0	0	376	616
*** BREAK ***	-	-	-	-	-	-	-	-	-	-	-	-	-	-	-	-
11:30 AM	21	4	0	0	25	4	8	0	0	12	11	19	0	0	30	67
11:45 AM	32	4	0	0	36	14	8	0	1	22	13	35	0	0	48	106
Hourly Total	53	8	0	0	61	18	16	0	1	34	24	54	0	0	78	173
12:00 PM	48	10	1	0	59	11	14	0	0	25	9	37	0	0	46	130
12:15 PM	80	16	0	0	96	18	29	0	2	47	6	27	0	0	33	176
12:30 PM	38	6	1	0	45	17	10	0	3	27	12	43	0	0	55	127
12:45 PM	36	11	0	0	47	20	7	0	0	27	8	60	1	0	69	143
Hourly Total	202	43	2	0	247	66	60	0	5	126	35	167	1	0	203	576
1:00 PM	32	8	0	1	40	13	10	0	1	23	9	63	0	0	72	135
1:15 PM	32	11	0	0	43	11	14	0	0	25	7	29	0	0	36	104
*** BREAK ***	-	-	-	-	-	-	-	-	-	-	-	-	-	-	-	-
Hourly Total	64	19	0	1	83	24	24	0	1	48	16	92	0	0	108	239
4:00 PM	42	4	0	1	46	16	18	0	1	34	14	26	0	0	40	120
4:15 PM	44	8	0	1	52	9	22	0	0	31	8	39	0	0	47	130
4:30 PM	51	9	0	0	60	9	18	0	0	27	7	31	0	0	38	125
4:45 PM	53	16	0	1	69	11	19	0	0	30	19	28	0	0	47	146
Hourly Total	190	37	0	3	227	45	77	0	1	122	48	124	0	0	172	521
5:00 PM	57	12	1	0	70	14	19	0	1	33	2	40	0	0	42	145
5:15 PM	51	9	0	0	60	17	17	0	0	34	10	32	0	0	42	136
5:30 PM	56	13	0	1	69	12	20	0	1	32	6	21	0	0	27	128
5:45 PM	41	7	0	0	48	3	12	0	0	15	12	33	0	0	45	108
Hourly Total	205	41	1	1	247	46	68	0	2	114	30	126	0	0	156	517
Grand Total	849	180	3	13	1032	290	336	0	19	626	239	990	1	1	1230	2888
Approach %	82.3	17.4	0.3	-	-	46.3	53.7	0.0	-	-	19.4	80.5	0.1	-	-	-
Total %	29.4	6.2	0.1	-	35.7	10.0	11.6	0.0	-	21.7	8.3	34.3	0.0	-	42.6	-

Lights	835	179	3	-	1017	284	331	0	-	615	236	969	1	-	1206	2838
% Lights	98.4	99.4	100.0	-	98.5	97.9	98.5	-	-	98.2	98.7	97.9	100.0	-	98.0	98.3
Mediums	14	1	0	-	15	6	5	0	-	11	3	21	0	-	24	50
% Mediums	1.6	0.6	0.0	-	1.5	2.1	1.5	-	-	1.8	1.3	2.1	0.0	-	2.0	1.7
Articulated Trucks	0	0	0	-	0	0	0	0	-	0	0	0	0	-	0	0
% Articulated Trucks	0.0	0.0	0.0	-	0.0	0.0	0.0	-	-	0.0	0.0	0.0	0.0	-	0.0	0.0
Bicycles on Crosswalk	-	-	-	5	-	-	-	-	5	-	-	-	-	1	-	-
% Bicycles on Crosswalk	-	-	-	38.5	-	-	-	-	26.3	-	-	-	-	100.0	-	-
Pedestrians	-	-	-	8	-	-	-	-	14	-	-	-	-	0	-	-
% Pedestrians	-	-	-	61.5	-	-	-	-	73.7	-	-	-	-	0.0	-	-

City of Lloydminster
4420-50 Avenue

Lloydminster, Alberta, Canada T9V 0W2
(780) 875-6184 waguinaldo@lloydminster.ca

Count Name: 39 Street and 57 Avenue
Site Code: 3957
Start Date: 05/28/2025
Page No: 3

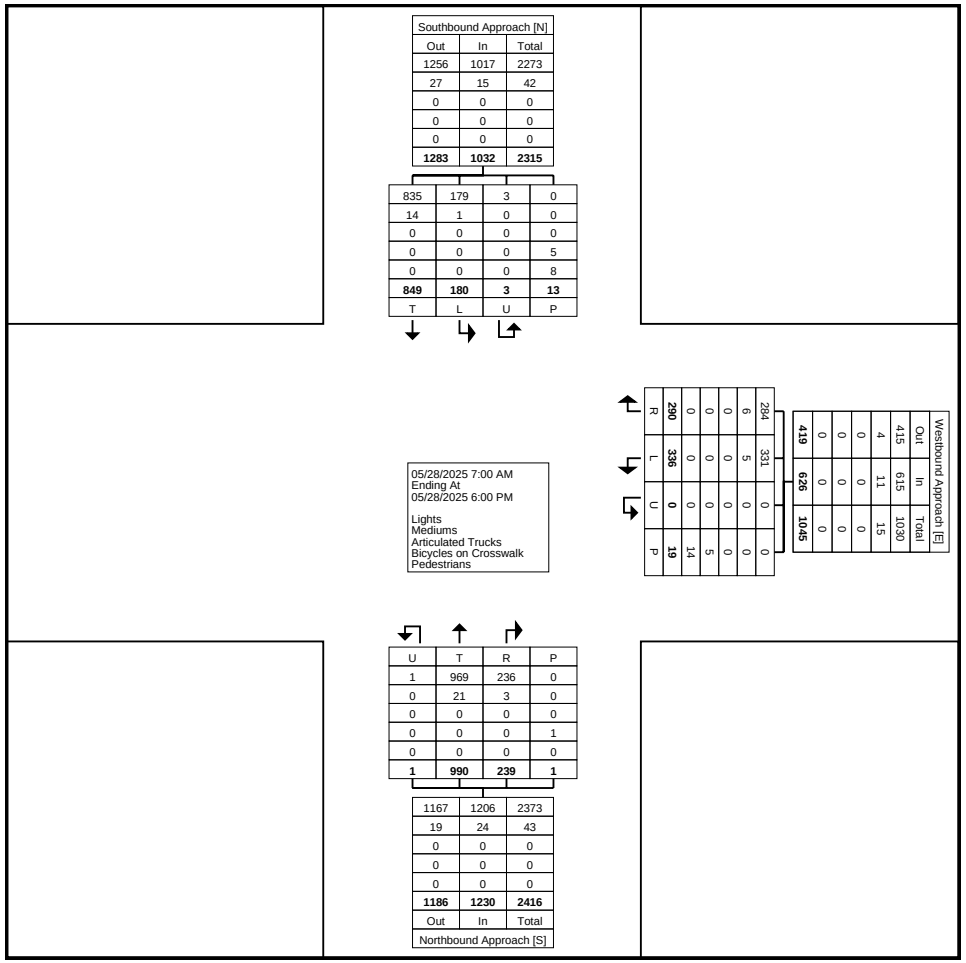

Turning Movement Data Plot

City of Lloydminster
4420-50 Avenue

Lloydminster, Alberta, Canada T9V 0W2
(780) 875-6184 waguinaldo@lloydminster.ca

Count Name: 39 Street and 57 Avenue
Site Code: 3957
Start Date: 05/28/2025

Turning Movement Peak Hour Data (8:00 AM)

Start Time	Southbound Approach					Westbound Approach					Northbound Approach					
	Southbound					Westbound					Northbound					
	Thru	Left	U-Turn	Peds	App. Total	Right	Left	U-Turn	Peds	App. Total	Right	Thru	U-Turn	Peds	App. Total	Int. Total
8:00 AM	23	3	0	0	26	12	9	0	0	21	9	63	0	0	72	119
8:15 AM	24	1	0	0	25	9	14	0	0	23	21	78	0	0	99	147
8:30 AM	29	2	0	1	31	23	16	0	3	39	23	101	0	0	124	194
8:45 AM	24	8	0	3	32	19	24	0	3	43	8	73	0	0	81	156
Total	100	14	0	4	114	63	63	0	6	126	61	315	0	0	376	616
Approach %	87.7	12.3	0.0	-	-	50.0	50.0	0.0	-	-	16.2	83.8	0.0	-	-	-
Total %	16.2	2.3	0.0	-	18.5	10.2	10.2	0.0	-	20.5	9.9	51.1	0.0	-	61.0	-
PHF	0.862	0.438	0.000	-	0.891	0.685	0.656	0.000	-	0.733	0.663	0.780	0.000	-	0.758	0.794
Lights	92	14	0	-	106	61	61	0	-	122	60	300	0	-	360	588
% Lights	92.0	100.0	-	-	93.0	96.8	96.8	-	-	96.8	98.4	95.2	-	-	95.7	95.5
Mediums	8	0	0	-	8	2	2	0	-	4	1	15	0	-	16	28
% Mediums	8.0	0.0	-	-	7.0	3.2	3.2	-	-	3.2	1.6	4.8	-	-	4.3	4.5
Articulated Trucks	0	0	0	-	0	0	0	0	-	0	0	0	0	-	0	0
% Articulated Trucks	0.0	0.0	-	-	0.0	0.0	0.0	-	-	0.0	0.0	0.0	-	-	0.0	0.0
Bicycles on Crosswalk	-	-	-	0	-	-	-	-	0	-	-	-	-	0	-	-
% Bicycles on Crosswalk	-	-	-	0.0	-	-	-	-	0.0	-	-	-	-	-	-	-
Pedestrians	-	-	-	4	-	-	-	-	6	-	-	-	-	0	-	-
% Pedestrians	-	-	-	100.0	-	-	-	-	100.0	-	-	-	-	-	-	-

City of Lloydminster
4420-50 Avenue

Lloydminster, Alberta, Canada T9V 0W2
(780) 875-6184 waguinaldo@lloydminster.ca

Count Name: 39 Street and 57 Avenue
Site Code: 3957
Start Date: 05/28/2025
Page No: 5

Southbound Approach [N]		
Out	In	Total
361	106	467
17	8	25
0	0	0
0	0	0
0	0	0
378	**114**	**492**

92	14	0	0
8	0	0	0
0	0	0	0
0	0	0	0
0	0	0	4
100	**14**	**0**	**4**
T	L	U	P

Peak Hour Data

05/28/2025 8:00 AM
Ending At
05/28/2025 9:00 AM

Lights
Mediums
Articulated Trucks
Bicycles on Crosswalk
Pedestrians

R	L	U	P
63	**63**	**0**	**6**
0	0	0	6
0	0	0	0
0	0	0	0
2	2	0	0
61	61	0	0

Westbound Approach [E]		
Out	In	Total
74	122	196
1	4	5
0	0	0
0	0	0
0	0	0
75	**126**	**201**

U	T	R	P
0	300	60	0
0	15	1	0
0	0	0	0
0	0	0	0
0	0	0	0
0	**315**	**61**	**0**

153	360	513
10	16	26
0	0	0
0	0	0
0	0	0
163	**376**	**539**
Out	In	Total
Northbound Approach [S]		

Turning Movement Peak Hour Data Plot (8:00 AM)

City of Lloydminster
4420-50 Avenue

Lloydminster, Alberta, Canada T9V 0W2
(780) 875-6184 waguinaldo@lloydminster.ca

Count Name: 39 Street and 57 Avenue
Site Code: 3957
Start Date: 05/28/2025

Turning Movement Peak Hour Data (12:15 PM)

Start Time	Southbound Approach					Westbound Approach					Northbound Approach					
	Southbound					Westbound					Northbound					
	Thru	Left	U-Turn	Peds	App. Total	Right	Left	U-Turn	Peds	App. Total	Right	Thru	U-Turn	Peds	App. Total	Int. Total
12:15 PM	80	16	0	0	96	18	29	0	2	47	6	27	0	0	33	176
12:30 PM	38	6	1	0	45	17	10	0	3	27	12	43	0	0	55	127
12:45 PM	36	11	0	0	47	20	7	0	0	27	8	60	1	0	69	143
1:00 PM	32	8	0	1	40	13	10	0	1	23	9	63	0	0	72	135
Total	186	41	1	1	228	68	56	0	6	124	35	193	1	0	229	581
Approach %	81.6	18.0	0.4	-	-	54.8	45.2	0.0	-	-	15.3	84.3	0.4	-	-	-
Total %	32.0	7.1	0.2	-	39.2	11.7	9.6	0.0	-	21.3	6.0	33.2	0.2	-	39.4	-
PHF	0.581	0.641	0.250	-	0.594	0.850	0.483	0.000	-	0.660	0.729	0.766	0.250	-	0.795	0.825
Lights	185	41	1	-	227	68	55	0	-	123	34	192	1	-	227	577
% Lights	99.5	100.0	100.0	-	99.6	100.0	98.2	-	-	99.2	97.1	99.5	100.0	-	99.1	99.3
Mediums	1	0	0	-	1	0	1	0	-	1	1	1	0	-	2	4
% Mediums	0.5	0.0	0.0	-	0.4	0.0	1.8	-	-	0.8	2.9	0.5	0.0	-	0.9	0.7
Articulated Trucks	0	0	0	-	0	0	0	0	-	0	0	0	0	-	0	0
% Articulated Trucks	0.0	0.0	0.0	-	0.0	0.0	0.0	-	-	0.0	0.0	0.0	0.0	-	0.0	0.0
Bicycles on Crosswalk	-	-	-	1	-	-	-	-	0	-	-	-	-	0	-	-
% Bicycles on Crosswalk	-	-	-	100.0	-	-	-	-	0.0	-	-	-	-	-	-	-
Pedestrians	-	-	-	0	-	-	-	-	6	-	-	-	-	0	-	-
% Pedestrians	-	-	-	0.0	-	-	-	-	100.0	-	-	-	-	-	-	-

City of Lloydminster
4420-50 Avenue

Lloydminster, Alberta, Canada T9V 0W2
(780) 875-6184 waguinaldo@lloydminster.ca

Count Name: 39 Street and 57 Avenue
Site Code: 3957
Start Date: 05/28/2025
Page No: 7

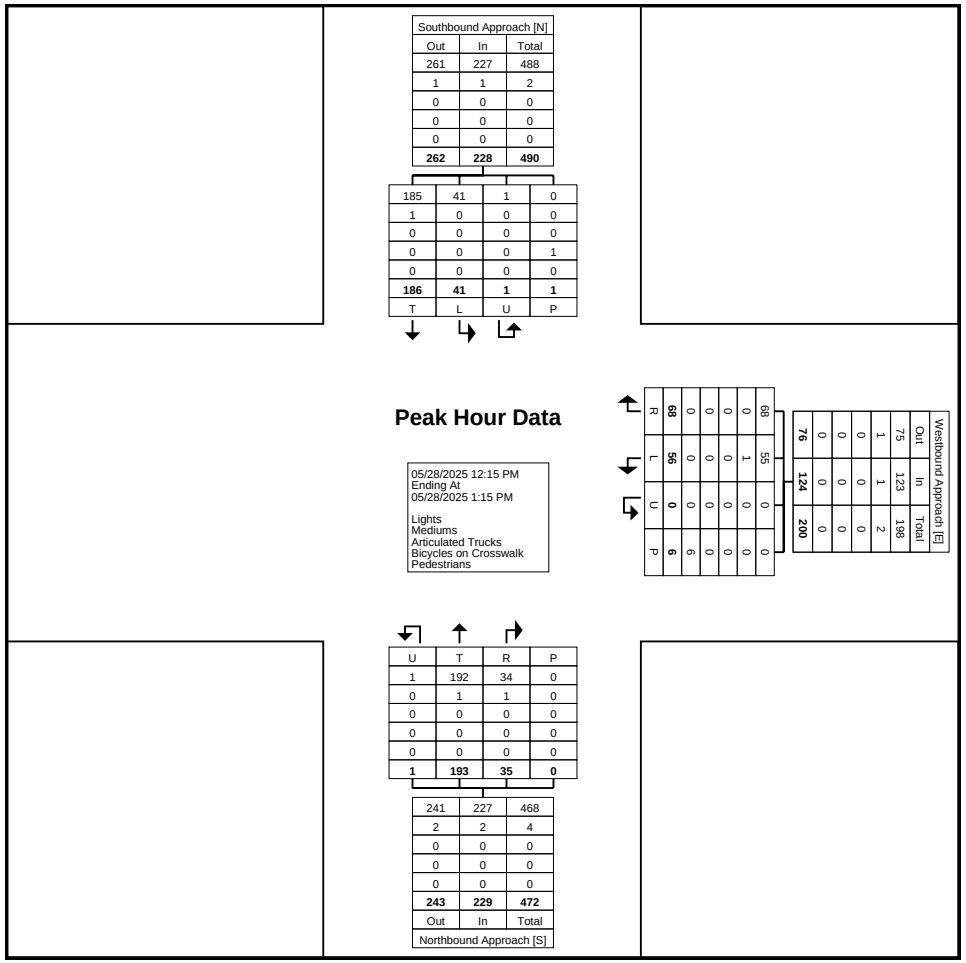

Turning Movement Peak Hour Data Plot (12:15 PM)

City of Lloydminster
4420-50 Avenue

Lloydminster, Alberta, Canada T9V 0W2
(780) 875-6184 waguinaldo@lloydminster.ca

Count Name: 39 Street and 57 Avenue
Site Code: 3957
Start Date: 05/28/2025

Turning Movement Peak Hour Data (4:45 PM)

Start Time	Southbound Approach					Westbound Approach					Northbound Approach					
	Southbound					Westbound					Northbound					
	Thru	Left	U-Turn	Peds	App. Total	Right	Left	U-Turn	Peds	App. Total	Right	Thru	U-Turn	Peds	App. Total	Int. Total
4:45 PM	53	16	0	1	69	11	19	0	0	30	19	28	0	0	47	146
5:00 PM	57	12	1	0	70	14	19	0	1	33	2	40	0	0	42	145
5:15 PM	51	9	0	0	60	17	17	0	0	34	10	32	0	0	42	136
5:30 PM	56	13	0	1	69	12	20	0	1	32	6	21	0	0	27	128
Total	217	50	1	2	268	54	75	0	2	129	37	121	0	0	158	555
Approach %	81.0	18.7	0.4	-	-	41.9	58.1	0.0	-	-	23.4	76.6	0.0	-	-	-
Total %	39.1	9.0	0.2	-	48.3	9.7	13.5	0.0	-	23.2	6.7	21.8	0.0	-	28.5	-
PHF	0.952	0.781	0.250	-	0.957	0.794	0.938	0.000	-	0.949	0.487	0.756	0.000	-	0.840	0.950
Lights	214	49	1	-	264	54	75	0	-	129	37	121	0	-	158	551
% Lights	98.6	98.0	100.0	-	98.5	100.0	100.0	-	-	100.0	100.0	100.0	-	-	100.0	99.3
Mediums	3	1	0	-	4	0	0	0	-	0	0	0	0	-	0	4
% Mediums	1.4	2.0	0.0	-	1.5	0.0	0.0	-	-	0.0	0.0	0.0	-	-	0.0	0.7
Articulated Trucks	0	0	0	-	0	0	0	0	-	0	0	0	0	-	0	0
% Articulated Trucks	0.0	0.0	0.0	-	0.0	0.0	0.0	-	-	0.0	0.0	0.0	-	-	0.0	0.0
Bicycles on Crosswalk	-	-	-	1	-	-	-	-	2	-	-	-	-	0	-	-
% Bicycles on Crosswalk	-	-	-	50.0	-	-	-	-	100.0	-	-	-	-	-	-	-
Pedestrians	-	-	-	1	-	-	-	-	0	-	-	-	-	0	-	-
% Pedestrians	-	-	-	50.0	-	-	-	-	0.0	-	-	-	-	-	-	-

City of Lloydminster
4420-50 Avenue

Lloydminster, Alberta, Canada T9V 0W2
(780) 875-6184 waguinaldo@lloydminster.ca

Count Name: 39 Street and 57 Avenue
Site Code: 3957
Start Date: 05/28/2025

Southbound Approach [N]		
Out	In	Total
176	264	440
0	4	4
0	0	0
0	0	0
0	0	0
176	**268**	**444**

214	49	1	0
3	1	0	0
0	0	0	0
0	0	0	1
0	0	0	1
217	**50**	**1**	**2**
T	L	U	P

Peak Hour Data

05/28/2025 4:45 PM
Ending At
05/28/2025 5:45 PM

Lights
Mediums
Articulated Trucks
Bicycles on Crosswalk
Pedestrians

R	L	U	P					
54	**75**	**0**	**2**	54	75	0	0	
0	0	0	0	0	0	0	0	
0	0	0	2	0	0	0	0	
0	0	0	0	0	0	0	0	
0	0	0	0	0	0	0	0	
54	**75**	**0**	**2**	54	75	0	0	

Westbound Approach [E]							
Out	In	Total					
86	129	215	1	0	0	0	**87**
1	0	1	0	0	0	0	**129**
0	0	0	0	0	0	0	**216**
0	0	0	0	0	0	0	
0	0	0	0	0	0	0	
0	0	0	0	0	0	0	
0	0	0	0	0	0	0	
0	0	0	0	0	0	0	

U	T	R	P
0	121	37	0
0	0	0	0
0	0	0	0
0	0	0	0
0	0	0	0
0	**121**	**37**	**0**

289	158	447
3	0	3
0	0	0
0	0	0
0	0	0
292	**158**	**450**
Out	In	Total
Northbound Approach [S]		

Turning Movement Peak Hour Data Plot (4:45 PM)

City of Lloydminster
4420-50 Avenue

Lloydminster, Alberta, Canada T9V 0W2
(780) 875-6184 waguinaldo@lloydminster.ca

Count Name: 41 Street and 70 Avenue
Site Code: 4170
Start Date: 06/02/2025

Turning Movement Data

Start Time	Southbound Approach						Westbound Approach						Northbound Approach						Eastbound Approach						
	Southbound						Westbound						Northbound						Eastbound						
	Right	Thru	Left	U-Turn	Peds	App. Total	Right	Thru	Left	U-Turn	Peds	App. Total	Right	Thru	Left	U-Turn	Peds	App. Total	Right	Thru	Left	U-Turn	Peds	App. Total	Int. Total
7:00 AM	5	8	0	0	1	13	3	1	1	0	0	5	1	15	1	0	0	17	1	0	18	0	0	19	54
7:15 AM	1	9	2	0	0	12	5	1	1	0	0	7	1	24	1	0	0	26	3	0	15	0	0	18	63
7:30 AM	2	15	1	0	0	18	13	0	0	0	1	13	3	24	2	0	0	29	2	4	29	0	0	35	95
7:45 AM	6	15	3	0	0	24	16	0	4	0	0	20	1	49	3	0	0	53	10	4	41	0	0	55	152
Hourly Total	14	47	6	0	1	67	37	2	6	0	1	45	6	112	7	0	0	125	16	8	103	0	0	127	364
8:00 AM	1	15	4	0	0	20	5	3	1	0	1	9	3	42	2	0	0	47	4	0	14	0	2	18	94
8:15 AM	4	13	1	0	1	18	4	1	1	0	0	6	2	45	4	0	0	51	8	5	18	0	1	31	106
8:30 AM	8	29	5	0	1	42	2	0	2	0	1	4	1	48	8	0	3	57	8	2	16	0	0	26	129
8:45 AM	7	29	6	0	0	42	11	1	7	0	2	19	4	51	9	0	0	64	10	3	20	0	0	33	158
Hourly Total	20	86	16	0	2	122	22	5	11	0	4	38	10	186	23	0	3	219	30	10	68	0	3	108	487
*** BREAK ***	-	-	-	-	-	-	-	-	-	-	-	-	-	-	-	-	-	-	-	-	-	-	-	-	-
11:30 AM	3	33	13	0	0	49	4	3	1	0	2	8	2	47	8	0	0	57	1	2	11	0	0	14	128
11:45 AM	22	29	6	0	0	57	2	2	1	0	1	5	5	25	7	0	0	37	3	4	14	0	1	21	120
Hourly Total	25	62	19	0	0	106	6	5	2	0	3	13	7	72	15	0	0	94	4	6	25	0	1	35	248
12:00 PM	18	28	9	0	0	55	4	4	8	0	1	16	5	35	4	0	0	44	5	2	16	0	1	23	138
12:15 PM	15	57	6	0	1	78	7	4	5	0	1	16	1	32	3	0	0	36	3	4	15	0	6	22	152
12:30 PM	15	30	3	0	0	48	8	3	1	0	7	12	3	49	2	0	0	54	3	4	14	0	1	21	135
12:45 PM	16	32	7	0	0	55	10	3	2	0	2	15	3	44	7	0	0	54	3	3	21	0	1	27	151
Hourly Total	64	147	25	0	1	236	29	14	16	0	11	59	12	160	16	0	0	188	14	13	66	0	9	93	576
1:00 PM	8	35	8	0	0	51	14	1	4	0	1	19	5	46	6	0	1	57	4	4	22	0	3	30	157
1:15 PM	11	24	5	0	4	40	6	7	3	0	0	16	0	36	5	0	1	41	3	0	14	0	0	17	114
*** BREAK ***	-	-	-	-	-	-	-	-	-	-	-	-	-	-	-	-	-	-	-	-	-	-	-	-	-
Hourly Total	19	59	13	0	4	91	20	8	7	0	1	35	5	82	11	0	2	98	7	4	36	0	3	47	271
4:00 PM	24	41	9	0	2	74	9	1	2	0	1	12	2	40	7	0	1	49	5	2	12	0	0	19	154
4:15 PM	22	54	14	0	0	90	11	1	2	0	0	14	7	39	6	0	0	52	6	1	18	0	0	25	181
4:30 PM	33	54	9	0	1	96	8	2	1	0	0	11	2	37	5	0	0	44	4	1	10	0	0	15	166
4:45 PM	21	56	15	0	0	92	12	3	4	0	0	19	0	44	5	0	0	49	9	3	21	0	3	33	193
Hourly Total	100	205	47	0	3	352	40	7	9	0	1	56	11	160	23	0	1	194	24	7	61	0	3	92	694
5:00 PM	26	50	12	0	0	88	7	2	1	0	1	10	4	43	10	0	0	57	6	6	10	0	3	22	177
5:15 PM	31	50	15	0	0	96	7	7	4	0	0	18	1	41	6	0	0	48	3	4	12	0	1	19	181
5:30 PM	28	44	6	0	1	78	6	9	2	0	0	17	3	38	6	0	0	47	7	1	14	0	1	22	164
5:45 PM	26	47	11	0	3	84	2	6	2	0	0	10	2	36	5	0	0	43	4	5	15	0	6	24	161
Hourly Total	111	191	44	0	4	346	22	24	9	0	1	55	10	158	27	0	0	195	20	16	51	0	11	87	683
Grand Total	353	797	170	0	15	1320	176	65	60	0	22	301	61	930	122	0	6	1113	115	64	410	0	30	589	3323
Approach %	26.7	60.4	12.9	0.0	-	-	58.5	21.6	19.9	0.0	-	-	5.5	83.6	11.0	0.0	-	-	19.5	10.9	69.6	0.0	-	-	-

Total %	10.6	24.0	5.1	0.0	-	39.7	5.3	2.0	1.8	0.0	-	9.1	1.8	28.0	3.7	0.0	-	33.5	3.5	1.9	12.3	0.0	-	17.7	-
Lights	347	781	169	0	-	1297	176	63	60	0	-	299	60	919	122	0	-	1101	115	63	410	0	-	588	3285
% Lights	98.3	98.0	99.4	-	-	98.3	100.0	96.9	100.0	-	-	99.3	98.4	98.8	100.0	-	-	98.9	100.0	98.4	100.0	-	-	99.8	98.9
Mediums	6	15	1	0	-	22	0	2	0	0	-	2	1	10	0	0	-	11	0	1	0	0	-	1	36
% Mediums	1.7	1.9	0.6	-	-	1.7	0.0	3.1	0.0	-	-	0.7	1.6	1.1	0.0	-	-	1.0	0.0	1.6	0.0	-	-	0.2	1.1
Articulated Trucks	0	1	0	0	-	1	0	0	0	0	-	0	0	1	0	0	-	1	0	0	0	0	-	0	2
% Articulated Trucks	0.0	0.1	0.0	-	-	0.1	0.0	0.0	0.0	-	-	0.0	0.0	0.1	0.0	-	-	0.1	0.0	0.0	0.0	-	-	0.0	0.1
Bicycles on Crosswalk	-	-	-	-	6	-	-	-	-	-	6	-	-	-	-	-	2	-	-	-	-	-	10	-	-
% Bicycles on Crosswalk	-	-	-	-	40.0	-	-	-	-	-	27.3	-	-	-	-	-	33.3	-	-	-	-	-	33.3	-	-
Pedestrians	-	-	-	-	9	-	-	-	-	-	16	-	-	-	-	-	4	-	-	-	-	-	20	-	-
% Pedestrians	-	-	-	-	60.0	-	-	-	-	-	72.7	-	-	-	-	-	66.7	-	-	-	-	-	66.7	-	-

City of Lloydminster
4420-50 Avenue

Lloydminster, Alberta, Canada T9V 0W2
(780) 875-6184 waguinaldo@lloydminster.ca

Count Name: 41 Street and 70 Avenue
Site Code: 4170
Start Date: 06/02/2025

Southbound Approach [N]		
Out	In	Total
1505	1297	2802
10	22	32
1	1	2
0	0	0
0	0	0
1516	**1320**	**2836**

347	781	169	0	0
6	15	1	0	0
0	1	0	0	0
0	0	0	0	6
0	0	0	0	9
353	**797**	**170**	**0**	**15**
R	T	L	U	P

Eastbound Approach [W]		
Out	In	Total
532	588	1120
8	1	9
0	0	0
0	0	0
0	0	0
540	**589**	**1129**

U	L	T	R	P
0	410	63	115	0
0	0	1	0	0
0	0	0	0	0
0	0	0	0	10
0	0	0	0	20
0	**410**	**64**	**115**	**30**

06/02/2025 7:00 AM
Ending At
06/02/2025 6:00 PM

Lights
Mediums
Articulated Trucks
Bicycles on Crosswalk
Pedestrians

R	T	L	U	P
176	63	60	0	0
0	2	0	0	0
0	0	0	0	0
0	0	0	0	6
0	0	0	0	16
176	**65**	**60**	**0**	**22**

Westbound Approach [E]		
Out	In	Total
292	299	591
3	2	5
0	0	0
0	0	0
0	0	0
295	**301**	**596**

U	L	T	R	P
0	122	919	60	0
0	0	10	1	0
0	0	1	0	0
0	0	0	0	2
0	0	0	0	4
0	**122**	**930**	**61**	**6**

956	1101	2057
15	11	26
1	1	2
0	0	0
0	0	0
972	**1113**	**2085**
Out	In	Total
Northbound Approach [S]		

Turning Movement Data Plot

City of Lloydminster
4420-50 Avenue

Lloydminster, Alberta, Canada T9V 0W2
(780) 875-6184 waguinaldo@lloydminster.ca

Count Name: 41 Street and 70 Avenue
Site Code: 4170
Start Date: 06/02/2025

Turning Movement Peak Hour Data (8:00 AM)

Start Time	Southbound Approach						Westbound Approach						Northbound Approach						Eastbound Approach						
	Southbound						Westbound						Northbound						Eastbound						
	Right	Thru	Left	U-Turn	Peds	App. Total	Right	Thru	Left	U-Turn	Peds	App. Total	Right	Thru	Left	U-Turn	Peds	App. Total	Right	Thru	Left	U-Turn	Peds	App. Total	Int. Total
8:00 AM	1	15	4	0	0	20	5	3	1	0	1	9	3	42	2	0	0	47	4	0	14	0	2	18	94
8:15 AM	4	13	1	0	1	18	4	1	1	0	0	6	2	45	4	0	0	51	8	5	18	0	1	31	106
8:30 AM	8	29	5	0	1	42	2	0	2	0	1	4	1	48	8	0	3	57	8	2	16	0	0	26	129
8:45 AM	7	29	6	0	0	42	11	1	7	0	2	19	4	51	9	0	0	64	10	3	20	0	0	33	158
Total	20	86	16	0	2	122	22	5	11	0	4	38	10	186	23	0	3	219	30	10	68	0	3	108	487
Approach %	16.4	70.5	13.1	0.0	-	-	57.9	13.2	28.9	0.0	-	-	4.6	84.9	10.5	0.0	-	-	27.8	9.3	63.0	0.0	-	-	-
Total %	4.1	17.7	3.3	0.0	-	25.1	4.5	1.0	2.3	0.0	-	7.8	2.1	38.2	4.7	0.0	-	45.0	6.2	2.1	14.0	0.0	-	22.2	-
PHF	0.625	0.741	0.667	0.000	-	0.726	0.500	0.417	0.393	0.000	-	0.500	0.625	0.912	0.639	0.000	-	0.855	0.750	0.500	0.850	0.000	-	0.818	0.771
Lights	19	83	16	0	-	118	22	4	11	0	-	37	10	180	23	0	-	213	30	9	68	0	-	107	475
% Lights	95.0	96.5	100.0	-	-	96.7	100.0	80.0	100.0	-	-	97.4	100.0	96.8	100.0	-	-	97.3	100.0	90.0	100.0	-	-	99.1	97.5
Mediums	1	3	0	0	-	4	0	1	0	0	-	1	0	6	0	0	-	6	0	1	0	0	-	1	12
% Mediums	5.0	3.5	0.0	-	-	3.3	0.0	20.0	0.0	-	-	2.6	0.0	3.2	0.0	-	-	2.7	0.0	10.0	0.0	-	-	0.9	2.5
Articulated Trucks	0	0	0	0	-	0	0	0	0	0	-	0	0	0	0	0	-	0	0	0	0	0	-	0	0
% Articulated Trucks	0.0	0.0	0.0	-	-	0.0	0.0	0.0	0.0	-	-	0.0	0.0	0.0	0.0	-	-	0.0	0.0	0.0	0.0	-	-	0.0	0.0
Bicycles on Crosswalk	-	-	-	-	1	-	-	-	-	-	3	-	-	-	-	-	2	-	-	-	-	-	1	-	-
% Bicycles on Crosswalk	-	-	-	-	50.0	-	-	-	-	-	75.0	-	-	-	-	-	66.7	-	-	-	-	-	33.3	-	-
Pedestrians	-	-	-	-	1	-	-	-	-	-	1	-	-	-	-	-	1	-	-	-	-	-	2	-	-
% Pedestrians	-	-	-	-	50.0	-	-	-	-	-	25.0	-	-	-	-	-	33.3	-	-	-	-	-	66.7	-	-

City of Lloydminster
4420-50 Avenue

Lloydminster, Alberta, Canada T9V 0W2
(780) 875-6184 waguinaldo@lloydminster.ca

Count Name: 41 Street and 70 Avenue
Site Code: 4170
Start Date: 06/02/2025
Page No: 5

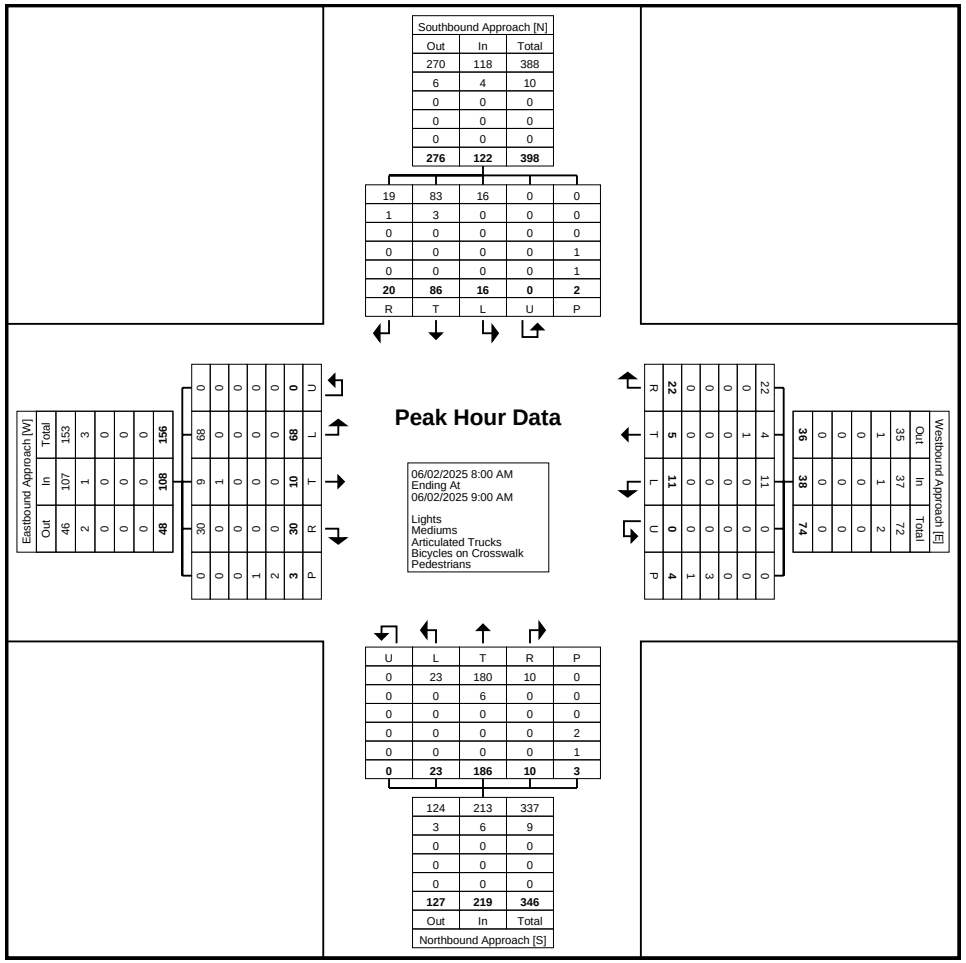

Turning Movement Peak Hour Data Plot (8:00 AM)

City of Lloydminster
4420-50 Avenue

Lloydminster, Alberta, Canada T9V 0W2
(780) 875-6184 waguinaldo@lloydminster.ca

Count Name: 41 Street and 70 Avenue
Site Code: 4170
Start Date: 06/02/2025

Turning Movement Peak Hour Data (12:15 PM)

Start Time	Southbound Approach						Westbound Approach						Northbound Approach						Eastbound Approach						
	Southbound						Westbound						Northbound						Eastbound						
	Right	Thru	Left	U-Turn	Peds	App. Total	Right	Thru	Left	U-Turn	Peds	App. Total	Right	Thru	Left	U-Turn	Peds	App. Total	Right	Thru	Left	U-Turn	Peds	App. Total	Int. Total
12:15 PM	15	57	6	0	1	78	7	4	5	0	1	16	1	32	3	0	0	36	3	4	15	0	6	22	152
12:30 PM	15	30	3	0	0	48	8	3	1	0	7	12	3	49	2	0	0	54	3	4	14	0	1	21	135
12:45 PM	16	32	7	0	0	55	10	3	2	0	2	15	3	44	7	0	0	54	3	3	21	0	1	27	151
1:00 PM	8	35	8	0	0	51	14	1	4	0	1	19	5	46	6	0	1	57	4	4	22	0	3	30	157
Total	54	154	24	0	1	232	39	11	12	0	11	62	12	171	18	0	1	201	13	15	72	0	11	100	595
Approach %	23.3	66.4	10.3	0.0	-	-	62.9	17.7	19.4	0.0	-	-	6.0	85.1	9.0	0.0	-	-	13.0	15.0	72.0	0.0	-	-	-
Total %	9.1	25.9	4.0	0.0	-	39.0	6.6	1.8	2.0	0.0	-	10.4	2.0	28.7	3.0	0.0	-	33.8	2.2	2.5	12.1	0.0	-	16.8	-
PHF	0.844	0.675	0.750	0.000	-	0.744	0.696	0.688	0.600	0.000	-	0.816	0.600	0.872	0.643	0.000	-	0.882	0.813	0.938	0.818	0.000	-	0.833	0.947
Lights	54	152	23	0	-	229	39	10	12	0	-	61	11	170	18	0	-	199	13	15	72	0	-	100	589
% Lights	100.0	98.7	95.8	-	-	98.7	100.0	90.9	100.0	-	-	98.4	91.7	99.4	100.0	-	-	99.0	100.0	100.0	100.0	-	-	100.0	99.0
Mediums	0	2	1	0	-	3	0	1	0	0	-	1	1	0	0	0	-	1	0	0	0	0	-	0	5
% Mediums	0.0	1.3	4.2	-	-	1.3	0.0	9.1	0.0	-	-	1.6	8.3	0.0	0.0	-	-	0.5	0.0	0.0	0.0	-	-	0.0	0.8
Articulated Trucks	0	0	0	0	-	0	0	0	0	0	-	0	0	1	0	0	-	1	0	0	0	0	-	0	1
% Articulated Trucks	0.0	0.0	0.0	-	-	0.0	0.0	0.0	0.0	-	-	0.0	0.0	0.6	0.0	-	-	0.5	0.0	0.0	0.0	-	-	0.0	0.2
Bicycles on Crosswalk	-	-	-	-	0	-	-	-	-	-	0	-	-	-	-	-	0	-	-	-	-	-	0	-	-
% Bicycles on Crosswalk	-	-	-	-	0.0	-	-	-	-	-	0.0	-	-	-	-	-	0.0	-	-	-	-	-	0.0	-	-
Pedestrians	-	-	-	-	1	-	-	-	-	-	11	-	-	-	-	-	1	-	-	-	-	-	11	-	-
% Pedestrians	-	-	-	-	100.0	-	-	-	-	-	100.0	-	-	-	-	-	100.0	-	-	-	-	-	100.0	-	-

City of Lloydminster
4420-50 Avenue

Lloydminster, Alberta, Canada T9V 0W2
(780) 875-6184 waguinaldo@lloydminster.ca

Count Name: 41 Street and 70 Avenue
Site Code: 4170
Start Date: 06/02/2025

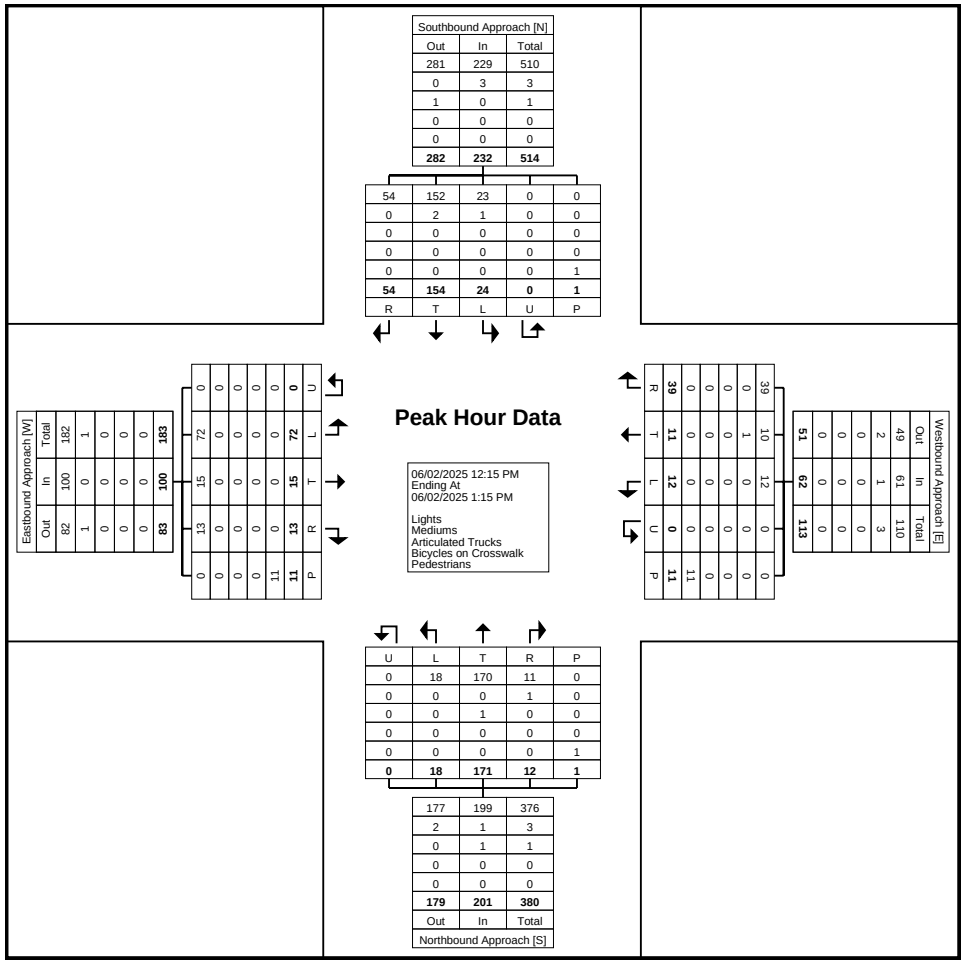

Turning Movement Peak Hour Data Plot (12:15 PM)

City of Lloydminster
4420-50 Avenue

Lloydminster, Alberta, Canada T9V 0W2
(780) 875-6184 waguinaldo@lloydminster.ca

Count Name: 41 Street and 70 Avenue
Site Code: 4170
Start Date: 06/02/2025

Turning Movement Peak Hour Data (4:15 PM)

Start Time	Southbound Approach						Westbound Approach						Northbound Approach						Eastbound Approach						
	Southbound						Westbound						Northbound						Eastbound						
	Right	Thru	Left	U-Turn	Peds	App. Total	Right	Thru	Left	U-Turn	Peds	App. Total	Right	Thru	Left	U-Turn	Peds	App. Total	Right	Thru	Left	U-Turn	Peds	App. Total	Int. Total
4:15 PM	22	54	14	0	0	90	11	1	2	0	0	14	7	39	6	0	0	52	6	1	18	0	0	25	181
4:30 PM	33	54	9	0	1	96	8	2	1	0	0	11	2	37	5	0	0	44	4	1	10	0	0	15	166
4:45 PM	21	56	15	0	0	92	12	3	4	0	0	19	0	44	5	0	0	49	9	3	21	0	3	33	193
5:00 PM	26	50	12	0	0	88	7	2	1	0	1	10	4	43	10	0	0	57	6	6	10	0	3	22	177
Total	102	214	50	0	1	366	38	8	8	0	1	54	13	163	26	0	0	202	25	11	59	0	6	95	717
Approach %	27.9	58.5	13.7	0.0	-	-	70.4	14.8	14.8	0.0	-	-	6.4	80.7	12.9	0.0	-	-	26.3	11.6	62.1	0.0	-	-	-
Total %	14.2	29.8	7.0	0.0	-	51.0	5.3	1.1	1.1	0.0	-	7.5	1.8	22.7	3.6	0.0	-	28.2	3.5	1.5	8.2	0.0	-	13.2	-
PHF	0.773	0.955	0.833	0.000	-	0.953	0.792	0.667	0.500	0.000	-	0.711	0.464	0.926	0.650	0.000	-	0.886	0.694	0.458	0.702	0.000	-	0.720	0.929
Lights	101	213	50	0	-	364	38	8	8	0	-	54	13	162	26	0	-	201	25	11	59	0	-	95	714
% Lights	99.0	99.5	100.0	-	-	99.5	100.0	100.0	100.0	-	-	100.0	100.0	99.4	100.0	-	-	99.5	100.0	100.0	100.0	-	-	100.0	99.6
Mediums	1	1	0	0	-	2	0	0	0	0	-	0	0	1	0	0	-	1	0	0	0	0	-	0	3
% Mediums	1.0	0.5	0.0	-	-	0.5	0.0	0.0	0.0	-	-	0.0	0.0	0.6	0.0	-	-	0.5	0.0	0.0	0.0	-	-	0.0	0.4
Articulated Trucks	0	0	0	0	-	0	0	0	0	0	-	0	0	0	0	0	-	0	0	0	0	0	-	0	0
% Articulated Trucks	0.0	0.0	0.0	-	-	0.0	0.0	0.0	0.0	-	-	0.0	0.0	0.0	0.0	-	-	0.0	0.0	0.0	0.0	-	-	0.0	0.0
Bicycles on Crosswalk	-	-	-	-	0	-	-	-	-	-	0	-	-	-	-	-	0	-	-	-	-	-	3	-	-
% Bicycles on Crosswalk	-	-	-	-	0.0	-	-	-	-	-	0.0	-	-	-	-	-	-	-	-	-	-	-	50.0	-	-
Pedestrians	-	-	-	-	1	-	-	-	-	-	1	-	-	-	-	-	0	-	-	-	-	-	3	-	-
% Pedestrians	-	-	-	-	100.0	-	-	-	-	-	100.0	-	-	-	-	-	-	-	-	-	-	-	50.0	-	-

City of Lloydminster
4420-50 Avenue

Lloydminster, Alberta, Canada T9V 0W2
(780) 875-6184 waguinaldo@lloydminster.ca

Count Name: 41 Street and 70 Avenue
Site Code: 4170
Start Date: 06/02/2025

Peak Hour Data

06/02/2025 4:15 PM
Ending At
06/02/2025 5:15 PM

Lights
Mediums
Articulated Trucks
Bicycles on Crosswalk
Pedestrians

Southbound Approach [N]

Out	In	Total
259	364	623
1	2	3
0	0	0
0	0	0
0	0	0
260	**366**	**626**

R	T	L	U	P
101	213	50	0	0
1	1	0	0	0
0	0	0	0	0
0	0	0	0	0
0	0	0	0	1
102	**214**	**50**	**0**	**1**

Eastbound Approach [W]

Out	In	Total
135	95	230
1	0	1
0	0	0
0	0	0
0	0	0
136	**95**	**231**

U	L	T	R	P
0	59	11	25	0
0	0	0	0	0
0	0	0	0	0
0	0	0	0	3
0	0	0	0	3
0	**59**	**11**	**25**	**6**

Westbound Approach [E]

Out	In	Total
74	54	128
0	0	0
0	0	0
0	0	0
0	0	0
74	**54**	**128**

R	T	L	U	P
38	8	8	0	0
0	0	0	0	0
0	0	0	0	0
0	0	0	0	0
0	0	0	0	1
38	**8**	**8**	**0**	**1**

Northbound Approach [S]

U	L	T	R	P
0	26	162	13	0
0	0	1	0	0
0	0	0	0	0
0	0	0	0	0
0	0	0	0	0
0	**26**	**163**	**13**	**0**

Out	In	Total
246	201	447
1	1	2
0	0	0
0	0	0
0	0	0
247	**202**	**449**

Turning Movement Peak Hour Data Plot (4:15 PM)

City of Lloydminster
4420-50 Avenue

Lloydminster, Alberta, Canada T9V 0W2
(780) 875-6184 waguinaldo@lloydminster.ca

Count Name: 43 Street and 62 Avenue
Site Code: 4362
Start Date: 06/10/2025

Turning Movement Data

Start Time	Southbound Approach						Westbound Approach						Northbound Approach						Eastbound Approach						
	Southbound						Westbound						Northbound						Eastbound						
	Right	Thru	Left	U-Turn	Peds	App. Total	Right	Thru	Left	U-Turn	Peds	App. Total	Right	Thru	Left	U-Turn	Peds	App. Total	Right	Thru	Left	U-Turn	Peds	App. Total	Int. Total
7:00 AM	7	24	12	2	1	45	8	6	0	0	0	14	6	85	18	0	1	109	6	0	0	0	2	6	174
7:15 AM	9	36	7	0	0	52	12	1	2	0	1	15	6	88	13	1	0	108	4	2	2	0	0	8	183
7:30 AM	11	44	6	0	0	61	10	2	1	0	0	13	3	131	28	0	1	162	8	1	17	0	0	26	262
7:45 AM	17	65	17	0	0	99	16	2	0	0	1	18	8	228	34	0	0	270	17	5	13	0	0	35	422
Hourly Total	44	169	42	2	1	257	46	11	3	0	2	60	23	532	93	1	2	649	35	8	32	0	2	75	1041
8:00 AM	15	58	15	0	0	88	13	6	1	0	1	20	7	103	28	0	1	138	11	9	10	0	0	30	276
8:15 AM	19	89	9	0	0	117	14	6	2	0	0	22	6	104	21	0	0	131	11	14	18	0	0	43	313
8:30 AM	10	77	17	0	1	104	16	3	1	0	3	20	8	95	23	0	5	126	17	7	5	0	2	29	279
8:45 AM	0	59	16	0	4	75	26	1	2	0	0	29	5	108	8	0	1	121	13	8	7	0	3	28	253
Hourly Total	44	283	57	0	5	384	69	16	6	0	4	91	26	410	80	0	7	516	52	38	40	0	5	130	1121
*** BREAK ***	-	-	-	-	-	-	-	-	-	-	-	-	-	-	-	-	-	-	-	-	-	-	-	-	-
11:30 AM	16	97	20	1	0	134	12	6	6	0	1	24	9	51	17	0	1	77	8	3	6	0	0	17	252
11:45 AM	21	120	18	1	0	160	12	4	0	0	0	16	8	84	13	0	1	105	23	2	13	0	0	38	319
Hourly Total	37	217	38	2	0	294	24	10	6	0	1	40	17	135	30	0	2	182	31	5	19	0	0	55	571
12:00 PM	25	186	10	0	0	221	16	5	4	0	0	25	2	63	17	0	2	82	24	7	15	0	0	46	374
12:15 PM	17	105	15	0	0	137	14	19	4	0	0	37	0	79	13	0	1	92	20	9	14	0	0	43	309
12:30 PM	11	77	20	0	0	108	16	7	0	0	1	23	4	101	10	0	1	115	13	8	12	0	0	33	279
12:45 PM	17	77	13	1	0	108	21	7	1	0	0	29	12	127	19	1	2	159	12	11	13	0	0	36	332
Hourly Total	70	445	58	1	0	574	67	38	9	0	1	114	18	370	59	1	6	448	69	35	54	0	0	158	1294
1:00 PM	21	90	14	0	0	125	11	7	1	0	0	19	6	101	19	0	1	126	15	8	17	0	0	40	310
1:15 PM	12	61	15	0	0	88	3	7	1	0	0	11	3	74	11	0	1	88	11	6	12	0	0	29	216
*** BREAK ***	-	-	-	-	-	-	-	-	-	-	-	-	-	-	-	-	-	-	-	-	-	-	-	-	-
Hourly Total	33	151	29	0	0	213	14	14	2	0	0	30	9	175	30	0	2	214	26	14	29	0	0	69	526
4:00 PM	21	190	9	2	0	222	8	5	3	0	0	16	7	75	13	0	2	95	13	9	9	1	0	32	365
4:15 PM	11	154	21	1	0	187	13	5	6	0	2	24	6	81	20	0	1	107	18	7	6	0	0	31	349
4:30 PM	21	155	19	0	0	195	17	6	1	0	1	24	4	71	17	0	2	92	18	6	9	0	0	33	344
4:45 PM	19	203	15	0	0	237	17	9	5	0	0	31	2	89	23	0	1	114	22	11	5	0	0	38	420
Hourly Total	72	702	64	3	0	841	55	25	15	0	3	95	19	316	73	0	6	408	71	33	29	1	0	134	1478
5:00 PM	23	199	16	1	0	239	13	10	6	0	0	29	4	64	13	0	1	81	22	10	8	0	0	40	389
5:15 PM	26	195	14	0	0	235	11	8	2	0	3	21	5	83	28	0	1	116	22	2	11	0	0	35	407
5:30 PM	12	157	11	1	0	181	10	8	1	0	1	19	1	58	19	0	0	78	15	4	10	0	0	29	307
5:45 PM	17	110	23	0	0	150	4	9	3	0	0	16	1	75	22	1	3	99	11	5	7	0	0	23	288
Hourly Total	78	661	64	2	0	805	38	35	12	0	4	85	11	280	82	1	5	374	70	21	36	0	0	127	1391
Grand Total	378	2628	352	10	6	3368	313	149	53	0	15	515	123	2218	447	3	30	2791	354	154	239	1	7	748	7422
Approach %	11.2	78.0	10.5	0.3	-	-	60.8	28.9	10.3	0.0	-	-	4.4	79.5	16.0	0.1	-	-	47.3	20.6	32.0	0.1	-	-	-

Total %	5.1	35.4	4.7	0.1	-	45.4	4.2	2.0	0.7	0.0	-	6.9	1.7	29.9	6.0	0.0	-	37.6	4.8	2.1	3.2	0.0	-	10.1	-
Lights	375	2591	335	10	-	3311	288	146	51	0	-	485	119	2173	442	3	-	2737	349	148	224	1	-	722	7255
% Lights	99.2	98.6	95.2	100.0	-	98.3	92.0	98.0	96.2	-	-	94.2	96.7	98.0	98.9	100.0	-	98.1	98.6	96.1	93.7	100.0	-	96.5	97.7
Mediums	3	32	8	0	-	43	12	3	1	0	-	16	4	34	3	0	-	41	5	4	12	0	-	21	121
% Mediums	0.8	1.2	2.3	0.0	-	1.3	3.8	2.0	1.9	-	-	3.1	3.3	1.5	0.7	0.0	-	1.5	1.4	2.6	5.0	0.0	-	2.8	1.6
Articulated Trucks	0	5	9	0	-	14	13	0	1	0	-	14	0	11	2	0	-	13	0	2	3	0	-	5	46
% Articulated Trucks	0.0	0.2	2.6	0.0	-	0.4	4.2	0.0	1.9	-	-	2.7	0.0	0.5	0.4	0.0	-	0.5	0.0	1.3	1.3	0.0	-	0.7	0.6
Bicycles on Crosswalk	-	-	-	-	1	-	-	-	-	-	9	-	-	-	-	-	13	-	-	-	-	-	2	-	-
% Bicycles on Crosswalk	-	-	-	-	16.7	-	-	-	-	-	60.0	-	-	-	-	-	43.3	-	-	-	-	-	28.6	-	-
Pedestrians	-	-	-	-	5	-	-	-	-	-	6	-	-	-	-	-	17	-	-	-	-	-	5	-	-
% Pedestrians	-	-	-	-	83.3	-	-	-	-	-	40.0	-	-	-	-	-	56.7	-	-	-	-	-	71.4	-	-

City of Lloydminster
4420-50 Avenue

Lloydminster, Alberta, Canada T9V 0W2
(780) 875-6184 waguinaldo@lloydminster.ca

Count Name: 43 Street and 62 Avenue
Site Code: 4362
Start Date: 06/10/2025

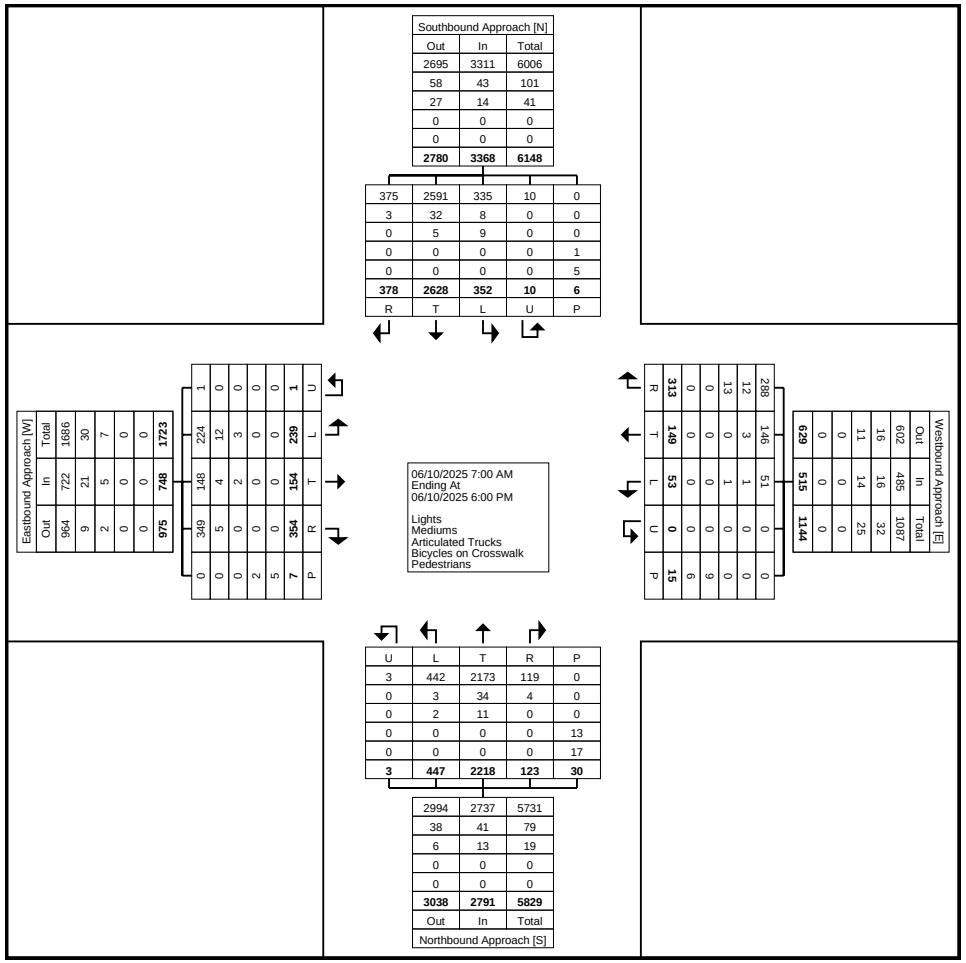

Turning Movement Data Plot

City of Lloydminster
4420-50 Avenue

Lloydminster, Alberta, Canada T9V 0W2
(780) 875-6184 waguinaldo@lloydminster.ca

Count Name: 43 Street and 62 Avenue
Site Code: 4362
Start Date: 06/10/2025

Turning Movement Peak Hour Data (7:45 AM)

Start Time	Southbound Approach						Westbound Approach						Northbound Approach						Eastbound Approach						
	Southbound						Westbound						Northbound						Eastbound						
	Right	Thru	Left	U-Turn	Peds	App. Total	Right	Thru	Left	U-Turn	Peds	App. Total	Right	Thru	Left	U-Turn	Peds	App. Total	Right	Thru	Left	U-Turn	Peds	App. Total	Int. Total
7:45 AM	17	65	17	0	0	99	16	2	0	0	1	18	8	228	34	0	0	270	17	5	13	0	0	35	422
8:00 AM	15	58	15	0	0	88	13	6	1	0	1	20	7	103	28	0	1	138	11	9	10	0	0	30	276
8:15 AM	19	89	9	0	0	117	14	6	2	0	0	22	6	104	21	0	0	131	11	14	18	0	0	43	313
8:30 AM	10	77	17	0	1	104	16	3	1	0	3	20	8	95	23	0	5	126	17	7	5	0	2	29	279
Total	61	289	58	0	1	408	59	17	4	0	5	80	29	530	106	0	6	665	56	35	46	0	2	137	1290
Approach %	15.0	70.8	14.2	0.0	-	-	73.8	21.3	5.0	0.0	-	-	4.4	79.7	15.9	0.0	-	-	40.9	25.5	33.6	0.0	-	-	-
Total %	4.7	22.4	4.5	0.0	-	31.6	4.6	1.3	0.3	0.0	-	6.2	2.2	41.1	8.2	0.0	-	51.6	4.3	2.7	3.6	0.0	-	10.6	-
PHF	0.803	0.812	0.853	0.000	-	0.872	0.922	0.708	0.500	0.000	-	0.909	0.906	0.581	0.779	0.000	-	0.616	0.824	0.625	0.639	0.000	-	0.797	0.764
Lights	60	278	53	0	-	391	51	16	4	0	-	71	29	518	106	0	-	653	54	32	43	0	-	129	1244
% Lights	98.4	96.2	91.4	-	-	95.8	86.4	94.1	100.0	-	-	88.8	100.0	97.7	100.0	-	-	98.2	96.4	91.4	93.5	-	-	94.2	96.4
Mediums	1	9	4	0	-	14	5	1	0	0	-	6	0	9	0	0	-	9	2	2	2	0	-	6	35
% Mediums	1.6	3.1	6.9	-	-	3.4	8.5	5.9	0.0	-	-	7.5	0.0	1.7	0.0	-	-	1.4	3.6	5.7	4.3	-	-	4.4	2.7
Articulated Trucks	0	2	1	0	-	3	3	0	0	0	-	3	0	3	0	0	-	3	0	1	1	0	-	2	11
% Articulated Trucks	0.0	0.7	1.7	-	-	0.7	5.1	0.0	0.0	-	-	3.8	0.0	0.6	0.0	-	-	0.5	0.0	2.9	2.2	-	-	1.5	0.9
Bicycles on Crosswalk	-	-	-	-	0	-	-	-	-	-	2	-	-	-	-	-	2	-	-	-	-	-	0	-	-
% Bicycles on Crosswalk	-	-	-	-	0.0	-	-	-	-	-	40.0	-	-	-	-	-	33.3	-	-	-	-	-	0.0	-	-
Pedestrians	-	-	-	-	1	-	-	-	-	-	3	-	-	-	-	-	4	-	-	-	-	-	2	-	-
% Pedestrians	-	-	-	-	100.0	-	-	-	-	-	60.0	-	-	-	-	-	66.7	-	-	-	-	-	100.0	-	-

City of Lloydminster
4420-50 Avenue

Lloydminster, Alberta, Canada T9V 0W2
(780) 875-6184 waguinaldo@lloydminster.ca

Count Name: 43 Street and 62 Avenue
Site Code: 4362
Start Date: 06/10/2025

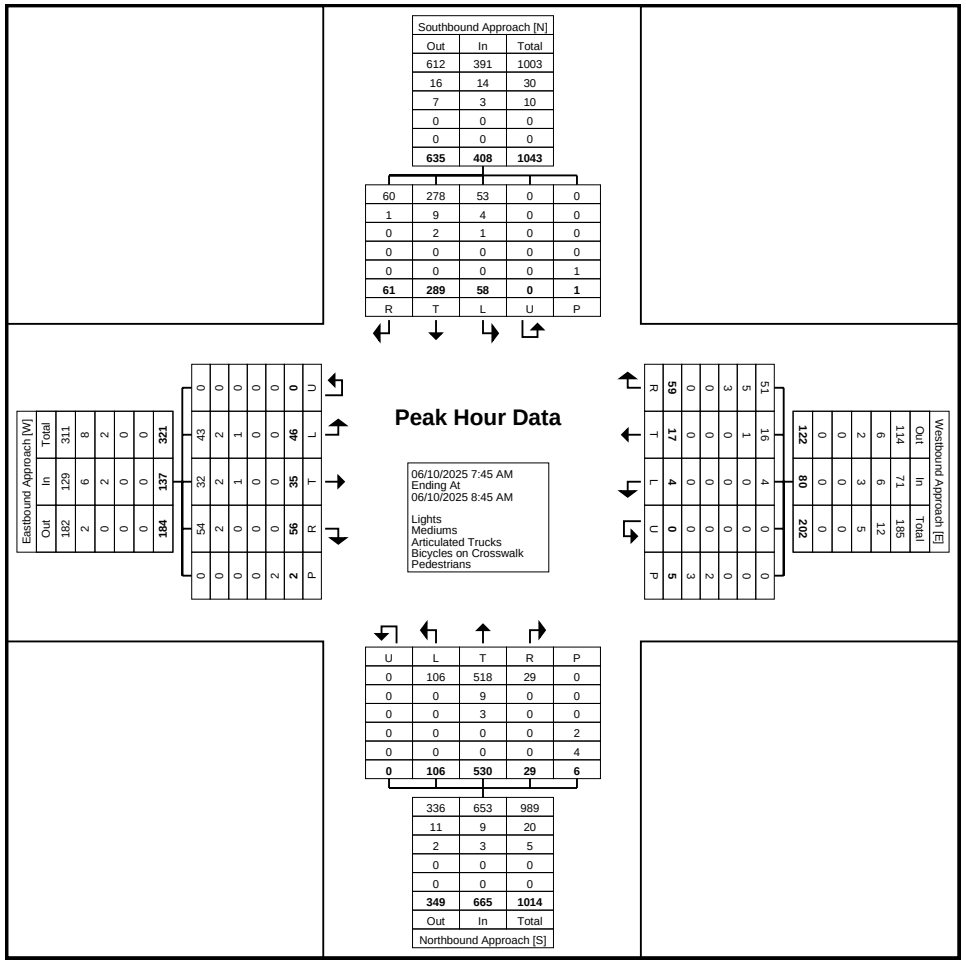

Turning Movement Peak Hour Data Plot (7:45 AM)

City of Lloydminster
4420-50 Avenue

Lloydminster, Alberta, Canada T9V 0W2
(780) 875-6184 waguinaldo@lloydminster.ca

Count Name: 43 Street and 62 Avenue
Site Code: 4362
Start Date: 06/10/2025

Turning Movement Peak Hour Data (12:00 PM)

Start Time	Southbound Approach						Westbound Approach						Northbound Approach						Eastbound Approach						
	Southbound						Westbound						Northbound						Eastbound						
	Right	Thru	Left	U-Turn	Peds	App. Total	Right	Thru	Left	U-Turn	Peds	App. Total	Right	Thru	Left	U-Turn	Peds	App. Total	Right	Thru	Left	U-Turn	Peds	App. Total	Int. Total
12:00 PM	25	186	10	0	0	221	16	5	4	0	0	25	2	63	17	0	2	82	24	7	15	0	0	46	374
12:15 PM	17	105	15	0	0	137	14	19	4	0	0	37	0	79	13	0	1	92	20	9	14	0	0	43	309
12:30 PM	11	77	20	0	0	108	16	7	0	0	1	23	4	101	10	0	1	115	13	8	12	0	0	33	279
12:45 PM	17	77	13	1	0	108	21	7	1	0	0	29	12	127	19	1	2	159	12	11	13	0	0	36	332
Total	70	445	58	1	0	574	67	38	9	0	1	114	18	370	59	1	6	448	69	35	54	0	0	158	1294
Approach %	12.2	77.5	10.1	0.2	-	-	58.8	33.3	7.9	0.0	-	-	4.0	82.6	13.2	0.2	-	-	43.7	22.2	34.2	0.0	-	-	-
Total %	5.4	34.4	4.5	0.1	-	44.4	5.2	2.9	0.7	0.0	-	8.8	1.4	28.6	4.6	0.1	-	34.6	5.3	2.7	4.2	0.0	-	12.2	-
PHF	0.700	0.598	0.725	0.250	-	0.649	0.798	0.500	0.563	0.000	-	0.770	0.375	0.728	0.776	0.250	-	0.704	0.719	0.795	0.900	0.000	-	0.859	0.865
Lights	70	435	55	1	-	561	61	36	8	0	-	105	18	361	58	1	-	438	69	35	50	0	-	154	1258
% Lights	100.0	97.8	94.8	100.0	-	97.7	91.0	94.7	88.9	-	-	92.1	100.0	97.6	98.3	100.0	-	97.8	100.0	100.0	92.6	-	-	97.5	97.2
Mediums	0	9	2	0	-	11	0	2	1	0	-	3	0	8	1	0	-	9	0	0	3	0	-	3	26
% Mediums	0.0	2.0	3.4	0.0	-	1.9	0.0	5.3	11.1	-	-	2.6	0.0	2.2	1.7	0.0	-	2.0	0.0	0.0	5.6	-	-	1.9	2.0
Articulated Trucks	0	1	1	0	-	2	6	0	0	0	-	6	0	1	0	0	-	1	0	0	1	0	-	1	10
% Articulated Trucks	0.0	0.2	1.7	0.0	-	0.3	9.0	0.0	0.0	-	-	5.3	0.0	0.3	0.0	0.0	-	0.2	0.0	0.0	1.9	-	-	0.6	0.8
Bicycles on Crosswalk	-	-	-	-	0	-	-	-	-	-	0	-	-	-	-	-	2	-	-	-	-	-	0	-	-
% Bicycles on Crosswalk	-	-	-	-	-	-	-	-	-	-	0.0	-	-	-	-	-	33.3	-	-	-	-	-	-	-	-
Pedestrians	-	-	-	-	0	-	-	-	-	-	1	-	-	-	-	-	4	-	-	-	-	-	0	-	-
% Pedestrians	-	-	-	-	-	-	-	-	-	-	100.0	-	-	-	-	-	66.7	-	-	-	-	-	-	-	-

City of Lloydminster
4420-50 Avenue

Lloydminster, Alberta, Canada T9V 0W2
(780) 875-6184 waguinaldo@lloydminster.ca

Count Name: 43 Street and 62 Avenue
Site Code: 4362
Start Date: 06/10/2025
Page No: 7

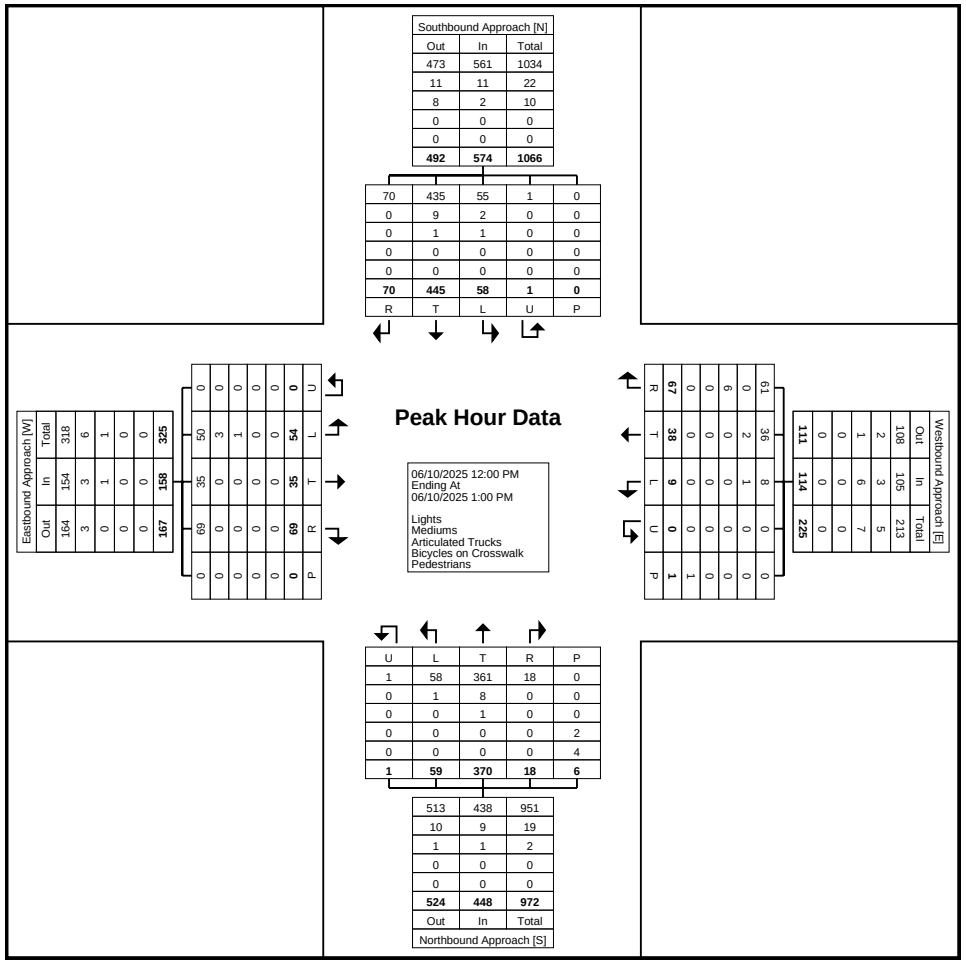

Turning Movement Peak Hour Data Plot (12:00 PM)

City of Lloydminster
4420-50 Avenue

Lloydminster, Alberta, Canada T9V 0W2
(780) 875-6184 waguinaldo@lloydminster.ca

Count Name: 43 Street and 62 Avenue
Site Code: 4362
Start Date: 06/10/2025

Turning Movement Peak Hour Data (4:30 PM)

Start Time	Southbound Approach						Westbound Approach						Northbound Approach						Eastbound Approach						
	Southbound						Westbound						Northbound						Eastbound						
	Right	Thru	Left	U-Turn	Peds	App. Total	Right	Thru	Left	U-Turn	Peds	App. Total	Right	Thru	Left	U-Turn	Peds	App. Total	Right	Thru	Left	U-Turn	Peds	App. Total	Int. Total
4:30 PM	21	155	19	0	0	195	17	6	1	0	1	24	4	71	17	0	2	92	18	6	9	0	0	33	344
4:45 PM	19	203	15	0	0	237	17	9	5	0	0	31	2	89	23	0	1	114	22	11	5	0	0	38	420
5:00 PM	23	199	16	1	0	239	13	10	6	0	0	29	4	64	13	0	1	81	22	10	8	0	0	40	389
5:15 PM	26	195	14	0	0	235	11	8	2	0	3	21	5	83	28	0	1	116	22	2	11	0	0	35	407
Total	89	752	64	1	0	906	58	33	14	0	4	105	15	307	81	0	5	403	84	29	33	0	0	146	1560
Approach %	9.8	83.0	7.1	0.1	-	-	55.2	31.4	13.3	0.0	-	-	3.7	76.2	20.1	0.0	-	-	57.5	19.9	22.6	0.0	-	-	-
Total %	5.7	48.2	4.1	0.1	-	58.1	3.7	2.1	0.9	0.0	-	6.7	1.0	19.7	5.2	0.0	-	25.8	5.4	1.9	2.1	0.0	-	9.4	-
PHF	0.856	0.926	0.842	0.250	-	0.948	0.853	0.825	0.583	0.000	-	0.847	0.750	0.862	0.723	0.000	-	0.869	0.955	0.659	0.750	0.000	-	0.913	0.929
Lights	89	746	62	1	-	898	54	33	14	0	-	101	15	302	80	0	-	397	82	29	31	0	-	142	1538
% Lights	100.0	99.2	96.9	100.0	-	99.1	93.1	100.0	100.0	-	-	96.2	100.0	98.4	98.8	-	-	98.5	97.6	100.0	93.9	-	-	97.3	98.6
Mediums	0	6	0	0	-	6	3	0	0	0	-	3	0	4	1	0	-	5	2	0	2	0	-	4	18
% Mediums	0.0	0.8	0.0	0.0	-	0.7	5.2	0.0	0.0	-	-	2.9	0.0	1.3	1.2	-	-	1.2	2.4	0.0	6.1	-	-	2.7	1.2
Articulated Trucks	0	0	2	0	-	2	1	0	0	0	-	1	0	1	0	0	-	1	0	0	0	0	-	0	4
% Articulated Trucks	0.0	0.0	3.1	0.0	-	0.2	1.7	0.0	0.0	-	-	1.0	0.0	0.3	0.0	-	-	0.2	0.0	0.0	0.0	-	-	0.0	0.3
Bicycles on Crosswalk	-	-	-	-	0	-	-	-	-	-	4	-	-	-	-	-	4	-	-	-	-	-	0	-	-
% Bicycles on Crosswalk	-	-	-	-	-	-	-	-	-	-	100.0	-	-	-	-	-	80.0	-	-	-	-	-	-	-	-
Pedestrians	-	-	-	-	0	-	-	-	-	-	0	-	-	-	-	-	1	-	-	-	-	-	0	-	-
% Pedestrians	-	-	-	-	-	-	-	-	-	-	0.0	-	-	-	-	-	20.0	-	-	-	-	-	-	-	-

City of Lloydminster
4420-50 Avenue

Lloydminster, Alberta, Canada T9V 0W2
(780) 875-6184 waguinaldo@lloydminster.ca

Count Name: 43 Street and 62 Avenue
Site Code: 4362
Start Date: 06/10/2025

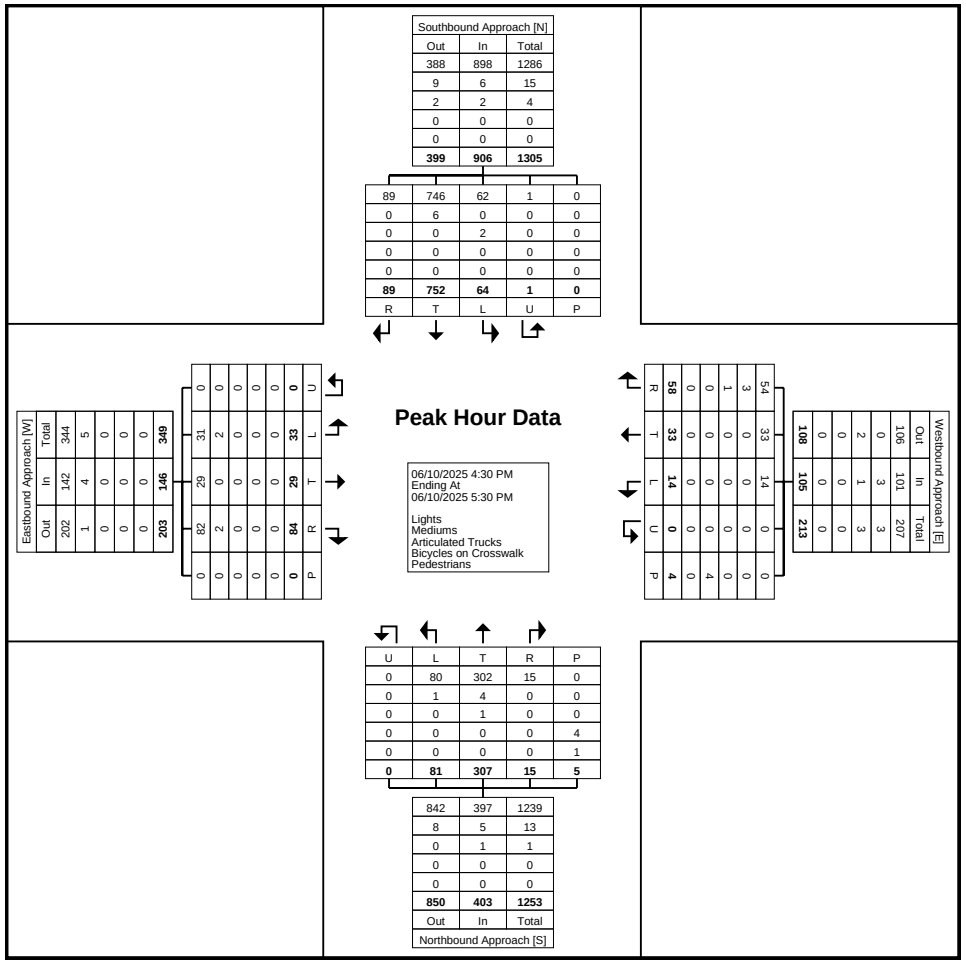

Turning Movement Peak Hour Data Plot (4:30 PM)

City of Lloydminster
4420-50 Avenue

Lloydminster, Alberta, Canada T9V 0W2
(780) 875-6184 waguinaldo@lloydminster.ca

Count Name: 43 Street and 66 Avenue
Site Code: 4366
Start Date: 06/16/2025

Turning Movement Data

Start Time	Southbound Approach						Westbound Approach						Northbound Approach						Eastbound Approach						
	Southbound						Westbound						Northbound						Eastbound						
	Right	Thru	Left	U-Turn	Peds	App. Total	Right	Thru	Left	U-Turn	Peds	App. Total	Right	Thru	Left	U-Turn	Peds	App. Total	Right	Thru	Left	U-Turn	Peds	App. Total	Int. Total
7:00 AM	3	4	9	0	0	16	6	4	4	0	0	14	9	20	1	0	0	30	0	0	1	0	0	1	61
7:15 AM	4	7	9	0	2	20	5	4	0	0	0	9	10	19	2	0	0	31	0	2	1	0	2	3	63
7:30 AM	4	9	9	0	0	22	3	2	5	0	0	10	14	20	2	0	0	36	0	0	0	0	0	0	68
7:45 AM	1	10	8	0	0	19	8	2	11	0	0	21	24	52	0	0	0	76	0	1	1	0	0	2	118
Hourly Total	12	30	35	0	2	77	22	12	20	0	0	54	57	111	5	0	0	173	0	3	3	0	2	6	310
8:00 AM	0	12	11	0	0	23	5	4	4	0	0	13	23	32	0	0	0	55	0	4	1	0	0	5	96
8:15 AM	2	22	12	0	0	36	13	2	4	0	0	19	20	24	0	0	0	44	0	0	1	0	1	1	100
8:30 AM	2	30	10	0	0	42	10	3	20	0	0	33	12	43	0	0	0	55	0	0	1	0	0	1	131
8:45 AM	6	27	9	0	0	42	10	5	13	0	2	28	23	37	1	0	0	61	1	1	0	0	0	2	133
Hourly Total	10	91	42	0	0	143	38	14	41	0	2	93	78	136	1	0	0	215	1	5	3	0	1	9	460
*** BREAK ***	-	-	-	-	-	-	-	-	-	-	-	-	-	-	-	-	-	-	-	-	-	-	-	-	-
11:30 AM	1	10	21	0	0	32	15	2	7	0	0	24	9	17	0	0	0	26	0	3	0	0	0	3	85
11:45 AM	3	18	16	1	0	38	12	1	10	0	1	23	12	8	0	0	1	20	0	3	7	0	0	10	91
Hourly Total	4	28	37	1	0	70	27	3	17	0	1	47	21	25	0	0	1	46	0	6	7	0	0	13	176
12:00 PM	1	37	21	0	0	59	24	2	12	0	0	38	13	17	0	0	0	30	4	5	6	0	0	15	142
12:15 PM	4	29	21	0	2	54	17	0	16	0	0	33	9	23	0	0	0	32	1	0	2	0	2	3	122
12:30 PM	4	13	18	0	0	35	22	5	8	0	0	35	12	20	1	0	0	33	1	1	1	0	0	3	106
12:45 PM	4	16	27	0	0	47	18	4	12	0	1	34	16	35	1	0	0	52	1	1	3	0	0	5	138
Hourly Total	13	95	87	0	2	195	81	11	48	0	1	140	50	95	2	0	0	147	7	7	12	0	2	26	508
1:00 PM	7	18	8	0	0	33	9	5	13	0	0	27	13	18	1	0	1	32	0	2	7	0	0	9	101
1:15 PM	6	12	22	0	2	40	17	3	5	0	0	25	12	23	0	0	0	35	1	0	6	0	1	7	107
*** BREAK ***	-	-	-	-	-	-	-	-	-	-	-	-	-	-	-	-	-	-	-	-	-	-	-	-	-
Hourly Total	13	30	30	0	2	73	26	8	18	0	0	52	25	41	1	0	1	67	1	2	13	0	1	16	208
4:00 PM	1	25	20	0	0	46	12	0	11	0	0	23	17	21	0	0	0	38	1	2	2	0	1	5	112
4:15 PM	3	33	18	0	0	54	9	1	9	0	0	19	6	18	1	0	0	25	2	2	2	0	0	6	104
4:30 PM	1	36	16	0	0	53	18	1	14	0	0	33	12	22	0	0	0	34	2	0	8	0	0	10	130
4:45 PM	2	27	23	0	0	52	9	4	18	0	0	31	9	18	0	0	0	27	1	1	6	0	0	8	118
Hourly Total	7	121	77	0	0	205	48	6	52	0	0	106	44	79	1	0	0	124	6	5	18	0	1	29	464
5:00 PM	0	34	23	0	2	57	12	1	9	0	0	22	9	14	0	0	0	23	4	7	6	0	0	17	119
5:15 PM	2	39	16	0	0	57	10	1	14	0	0	25	6	15	0	0	0	21	0	1	2	0	0	3	106
5:30 PM	1	18	22	0	0	41	11	0	15	0	0	26	13	13	1	0	0	27	0	4	8	0	0	12	106
5:45 PM	0	15	9	0	0	24	7	3	12	0	0	22	7	18	0	0	0	25	0	1	1	0	0	2	73
Hourly Total	3	106	70	0	2	179	40	5	50	0	0	95	35	60	1	0	0	96	4	13	17	0	0	34	404
Grand Total	62	501	378	1	8	942	282	59	246	0	4	587	310	547	11	0	2	868	19	41	73	0	7	133	2530
Approach %	6.6	53.2	40.1	0.1	-	-	48.0	10.1	41.9	0.0	-	-	35.7	63.0	1.3	0.0	-	-	14.3	30.8	54.9	0.0	-	-	-

Total %	2.5	19.8	14.9	0.0	-	37.2	11.1	2.3	9.7	0.0	-	23.2	12.3	21.6	0.4	0.0	-	34.3	0.8	1.6	2.9	0.0	-	5.3	-
Lights	62	496	373	1	-	932	277	55	244	0	-	576	309	519	11	0	-	839	19	41	70	0	-	130	2477
% Lights	100.0	99.0	98.7	100.0	-	98.9	98.2	93.2	99.2	-	-	98.1	99.7	94.9	100.0	-	-	96.7	100.0	100.0	95.9	-	-	97.7	97.9
Mediums	0	3	4	0	-	7	3	4	2	0	-	9	1	28	0	0	-	29	0	0	3	0	-	3	48
% Mediums	0.0	0.6	1.1	0.0	-	0.7	1.1	6.8	0.8	-	-	1.5	0.3	5.1	0.0	-	-	3.3	0.0	0.0	4.1	-	-	2.3	1.9
Articulated Trucks	0	2	1	0	-	3	2	0	0	0	-	2	0	0	0	0	-	0	0	0	0	0	-	0	5
% Articulated Trucks	0.0	0.4	0.3	0.0	-	0.3	0.7	0.0	0.0	-	-	0.3	0.0	0.0	0.0	-	-	0.0	0.0	0.0	0.0	-	-	0.0	0.2
Bicycles on Crosswalk	-	-	-	-	2	-	-	-	-	-	0	-	-	-	-	-	0	-	-	-	-	-	2	-	-
% Bicycles on Crosswalk	-	-	-	-	25.0	-	-	-	-	-	0.0	-	-	-	-	-	0.0	-	-	-	-	-	28.6	-	-
Pedestrians	-	-	-	-	6	-	-	-	-	-	4	-	-	-	-	-	2	-	-	-	-	-	5	-	-
% Pedestrians	-	-	-	-	75.0	-	-	-	-	-	100.0	-	-	-	-	-	100.0	-	-	-	-	-	71.4	-	-

City of Lloydminster
4420-50 Avenue

Lloydminster, Alberta, Canada T9V 0W2
(780) 875-6184 waguinaldo@lloydminster.ca

Count Name: 43 Street and 66 Avenue
Site Code: 4366
Start Date: 06/16/2025

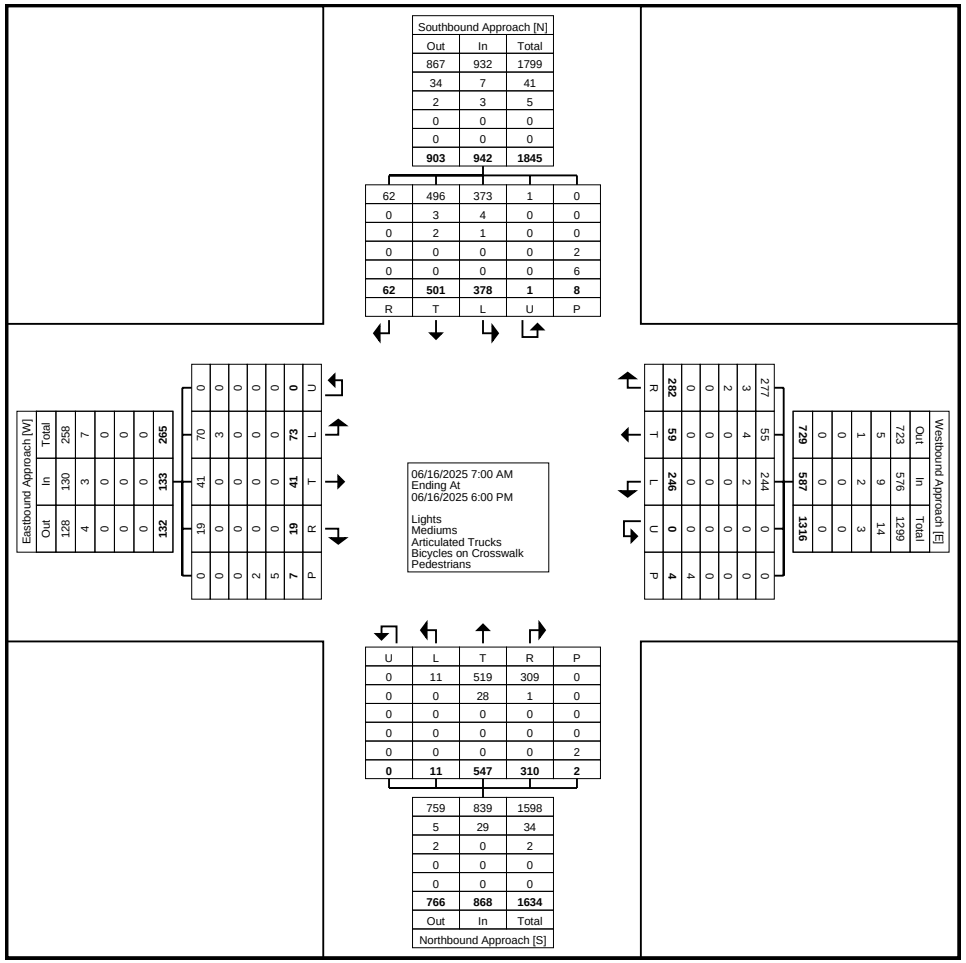

Turning Movement Data Plot

City of Lloydminster
4420-50 Avenue

Lloydminster, Alberta, Canada T9V 0W2
(780) 875-6184 waguinaldo@lloydminster.ca

Count Name: 43 Street and 66 Avenue
Site Code: 4366
Start Date: 06/16/2025

Turning Movement Peak Hour Data (8:00 AM)

Start Time	Southbound Approach						Westbound Approach						Northbound Approach						Eastbound Approach						
	Southbound						Westbound						Northbound						Eastbound						
	Right	Thru	Left	U-Turn	Peds	App. Total	Right	Thru	Left	U-Turn	Peds	App. Total	Right	Thru	Left	U-Turn	Peds	App. Total	Right	Thru	Left	U-Turn	Peds	App. Total	Int. Total
8:00 AM	0	12	11	0	0	23	5	4	4	0	0	13	23	32	0	0	0	55	0	4	1	0	0	5	96
8:15 AM	2	22	12	0	0	36	13	2	4	0	0	19	20	24	0	0	0	44	0	0	1	0	1	1	100
8:30 AM	2	30	10	0	0	42	10	3	20	0	0	33	12	43	0	0	0	55	0	0	1	0	0	1	131
8:45 AM	6	27	9	0	0	42	10	5	13	0	2	28	23	37	1	0	0	61	1	1	0	0	0	2	133
Total	10	91	42	0	0	143	38	14	41	0	2	93	78	136	1	0	0	215	1	5	3	0	1	9	460
Approach %	7.0	63.6	29.4	0.0	-	-	40.9	15.1	44.1	0.0	-	-	36.3	63.3	0.5	0.0	-	-	11.1	55.6	33.3	0.0	-	-	-
Total %	2.2	19.8	9.1	0.0	-	31.1	8.3	3.0	8.9	0.0	-	20.2	17.0	29.6	0.2	0.0	-	46.7	0.2	1.1	0.7	0.0	-	2.0	-
PHF	0.417	0.758	0.875	0.000	-	0.851	0.731	0.700	0.513	0.000	-	0.705	0.848	0.791	0.250	0.000	-	0.881	0.250	0.313	0.750	0.000	-	0.450	0.865
Lights	10	91	42	0	-	143	37	13	40	0	-	90	78	115	1	0	-	194	1	5	2	0	-	8	435
% Lights	100.0	100.0	100.0	-	-	100.0	97.4	92.9	97.6	-	-	96.8	100.0	84.6	100.0	-	-	90.2	100.0	100.0	66.7	-	-	88.9	94.6
Mediums	0	0	0	0	-	0	0	1	1	0	-	2	0	21	0	0	-	21	0	0	1	0	-	1	24
% Mediums	0.0	0.0	0.0	-	-	0.0	0.0	7.1	2.4	-	-	2.2	0.0	15.4	0.0	-	-	9.8	0.0	0.0	33.3	-	-	11.1	5.2
Articulated Trucks	0	0	0	0	-	0	1	0	0	0	-	1	0	0	0	0	-	0	0	0	0	0	-	0	1
% Articulated Trucks	0.0	0.0	0.0	-	-	0.0	2.6	0.0	0.0	-	-	1.1	0.0	0.0	0.0	-	-	0.0	0.0	0.0	0.0	-	-	0.0	0.2
Bicycles on Crosswalk	-	-	-	-	0	-	-	-	-	-	0	-	-	-	-	-	0	-	-	-	-	-	0	-	-
% Bicycles on Crosswalk	-	-	-	-	-	-	-	-	-	-	0.0	-	-	-	-	-	-	-	-	-	-	-	0.0	-	-
Pedestrians	-	-	-	-	0	-	-	-	-	-	2	-	-	-	-	-	0	-	-	-	-	-	1	-	-
% Pedestrians	-	-	-	-	-	-	-	-	-	-	100.0	-	-	-	-	-	-	-	-	-	-	-	100.0	-	-

City of Lloydminster
4420-50 Avenue

Lloydminster, Alberta, Canada T9V 0W2
(780) 875-6184 waguinaldo@lloydminster.ca

Count Name: 43 Street and 66 Avenue
Site Code: 4366
Start Date: 06/16/2025
Page No: 5

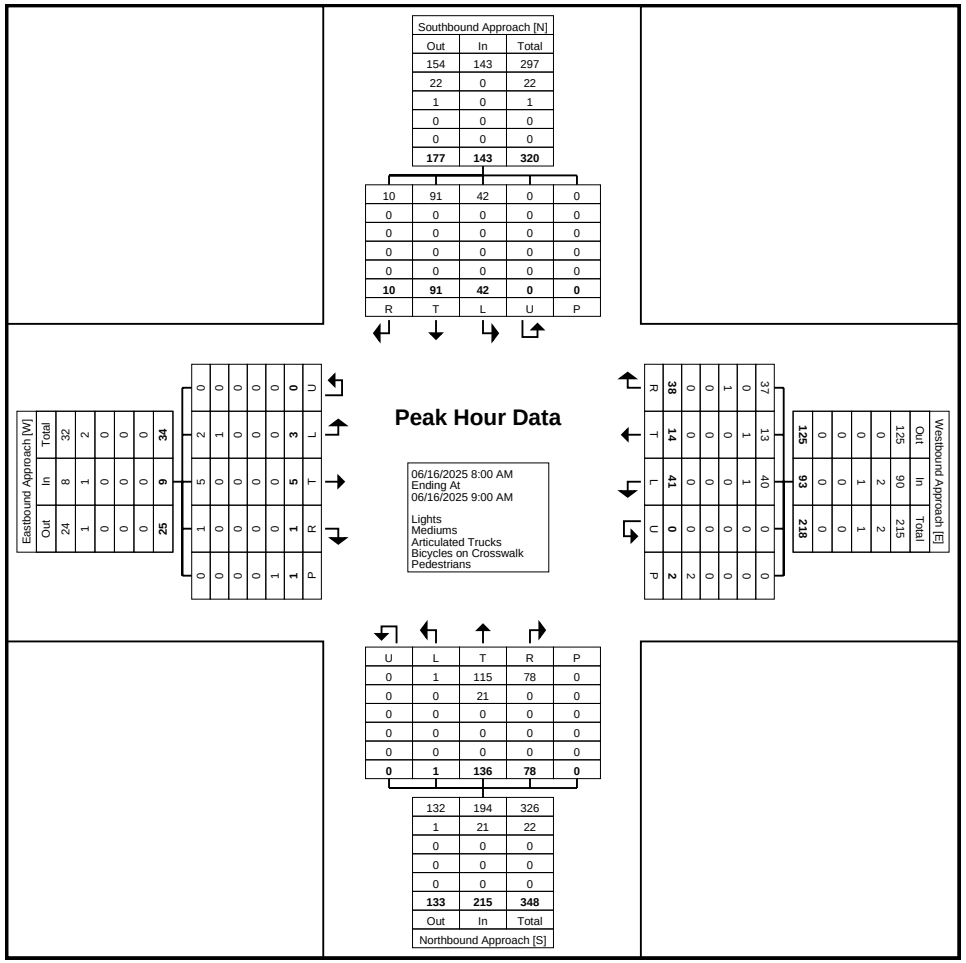

Turning Movement Peak Hour Data Plot (8:00 AM)

City of Lloydminster
4420-50 Avenue

Lloydminster, Alberta, Canada T9V 0W2
(780) 875-6184 waguinaldo@lloydminster.ca

Count Name: 43 Street and 66 Avenue
Site Code: 4366
Start Date: 06/16/2025

Turning Movement Peak Hour Data (12:00 PM)

Start Time	Southbound Approach						Westbound Approach						Northbound Approach						Eastbound Approach						
	Southbound						Westbound						Northbound						Eastbound						
	Right	Thru	Left	U-Turn	Peds	App. Total	Right	Thru	Left	U-Turn	Peds	App. Total	Right	Thru	Left	U-Turn	Peds	App. Total	Right	Thru	Left	U-Turn	Peds	App. Total	Int. Total
12:00 PM	1	37	21	0	0	59	24	2	12	0	0	38	13	17	0	0	0	30	4	5	6	0	0	15	142
12:15 PM	4	29	21	0	2	54	17	0	16	0	0	33	9	23	0	0	0	32	1	0	2	0	2	3	122
12:30 PM	4	13	18	0	0	35	22	5	8	0	0	35	12	20	1	0	0	33	1	1	1	0	0	3	106
12:45 PM	4	16	27	0	0	47	18	4	12	0	1	34	16	35	1	0	0	52	1	1	3	0	0	5	138
Total	13	95	87	0	2	195	81	11	48	0	1	140	50	95	2	0	0	147	7	7	12	0	2	26	508
Approach %	6.7	48.7	44.6	0.0	-	-	57.9	7.9	34.3	0.0	-	-	34.0	64.6	1.4	0.0	-	-	26.9	26.9	46.2	0.0	-	-	-
Total %	2.6	18.7	17.1	0.0	-	38.4	15.9	2.2	9.4	0.0	-	27.6	9.8	18.7	0.4	0.0	-	28.9	1.4	1.4	2.4	0.0	-	5.1	-
PHF	0.813	0.642	0.806	0.000	-	0.826	0.844	0.550	0.750	0.000	-	0.921	0.781	0.679	0.500	0.000	-	0.707	0.438	0.350	0.500	0.000	-	0.433	0.894
Lights	13	94	86	0	-	193	81	11	48	0	-	140	50	90	2	0	-	142	7	7	11	0	-	25	500
% Lights	100.0	98.9	98.9	-	-	99.0	100.0	100.0	100.0	-	-	100.0	100.0	94.7	100.0	-	-	96.6	100.0	100.0	91.7	-	-	96.2	98.4
Mediums	0	1	1	0	-	2	0	0	0	0	-	0	0	5	0	0	-	5	0	0	1	0	-	1	8
% Mediums	0.0	1.1	1.1	-	-	1.0	0.0	0.0	0.0	-	-	0.0	0.0	5.3	0.0	-	-	3.4	0.0	0.0	8.3	-	-	3.8	1.6
Articulated Trucks	0	0	0	0	-	0	0	0	0	0	-	0	0	0	0	0	-	0	0	0	0	0	-	0	0
% Articulated Trucks	0.0	0.0	0.0	-	-	0.0	0.0	0.0	0.0	-	-	0.0	0.0	0.0	0.0	-	-	0.0	0.0	0.0	0.0	-	-	0.0	0.0
Bicycles on Crosswalk	-	-	-	-	0	-	-	-	-	-	0	-	-	-	-	-	0	-	-	-	-	-	0	-	-
% Bicycles on Crosswalk	-	-	-	-	0.0	-	-	-	-	-	0.0	-	-	-	-	-	-	-	-	-	-	-	0.0	-	-
Pedestrians	-	-	-	-	2	-	-	-	-	-	1	-	-	-	-	-	0	-	-	-	-	-	2	-	-
% Pedestrians	-	-	-	-	100.0	-	-	-	-	-	100.0	-	-	-	-	-	-	-	-	-	-	-	100.0	-	-

City of Lloydminster
4420-50 Avenue

Lloydminster, Alberta, Canada T9V 0W2
(780) 875-6184 waguinaldo@lloydminster.ca

Count Name: 43 Street and 66 Avenue
Site Code: 4366
Start Date: 06/16/2025

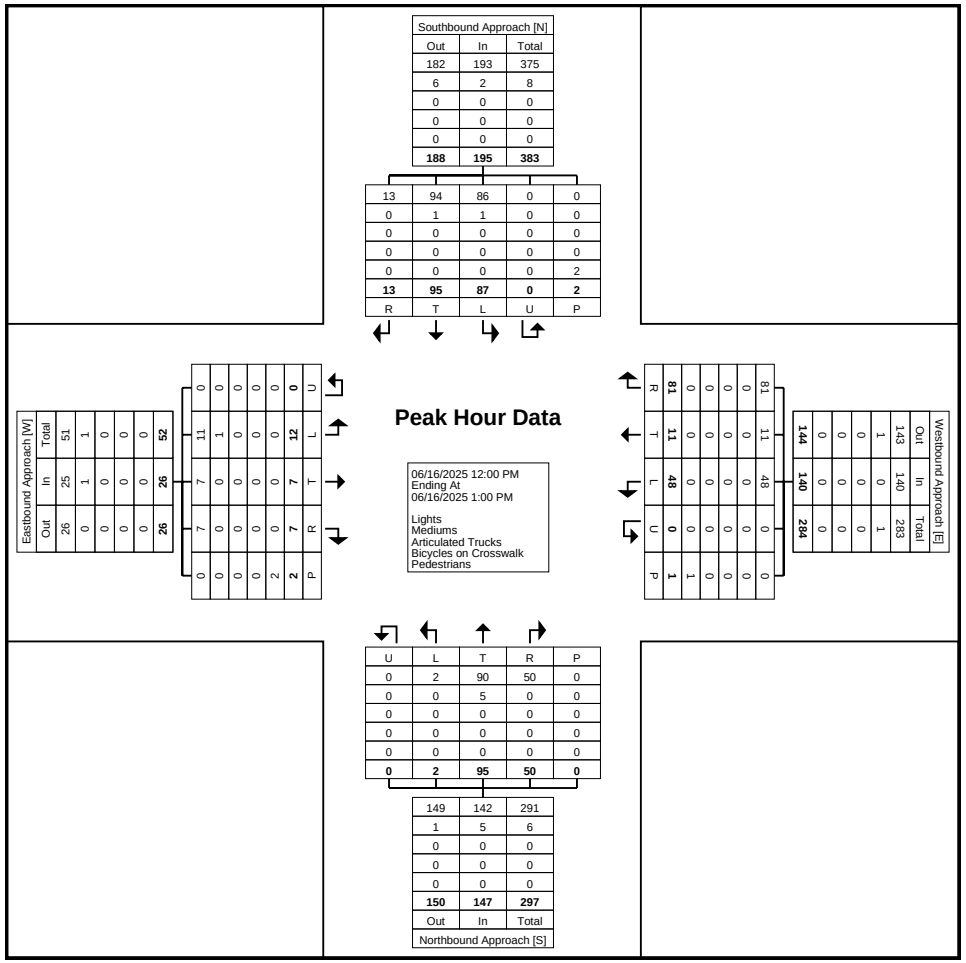

Turning Movement Peak Hour Data Plot (12:00 PM)

City of Lloydminster
4420-50 Avenue

Lloydminster, Alberta, Canada T9V 0W2
(780) 875-6184 waguinaldo@lloydminster.ca

Count Name: 43 Street and 66 Avenue
Site Code: 4366
Start Date: 06/16/2025

Turning Movement Peak Hour Data (4:30 PM)

Start Time	Southbound Approach						Westbound Approach						Northbound Approach						Eastbound Approach						
	Southbound						Westbound						Northbound						Eastbound						
	Right	Thru	Left	U-Turn	Peds	App. Total	Right	Thru	Left	U-Turn	Peds	App. Total	Right	Thru	Left	U-Turn	Peds	App. Total	Right	Thru	Left	U-Turn	Peds	App. Total	Int. Total
4:30 PM	1	36	16	0	0	53	18	1	14	0	0	33	12	22	0	0	0	34	2	0	8	0	0	10	130
4:45 PM	2	27	23	0	0	52	9	4	18	0	0	31	9	18	0	0	0	27	1	1	6	0	0	8	118
5:00 PM	0	34	23	0	2	57	12	1	9	0	0	22	9	14	0	0	0	23	4	7	6	0	0	17	119
5:15 PM	2	39	16	0	0	57	10	1	14	0	0	25	6	15	0	0	0	21	0	1	2	0	0	3	106
Total	5	136	78	0	2	219	49	7	55	0	0	111	36	69	0	0	0	105	7	9	22	0	0	38	473
Approach %	2.3	62.1	35.6	0.0	-	-	44.1	6.3	49.5	0.0	-	-	34.3	65.7	0.0	0.0	-	-	18.4	23.7	57.9	0.0	-	-	-
Total %	1.1	28.8	16.5	0.0	-	46.3	10.4	1.5	11.6	0.0	-	23.5	7.6	14.6	0.0	0.0	-	22.2	1.5	1.9	4.7	0.0	-	8.0	-
PHF	0.625	0.872	0.848	0.000	-	0.961	0.681	0.438	0.764	0.000	-	0.841	0.750	0.784	0.000	0.000	-	0.772	0.438	0.321	0.688	0.000	-	0.559	0.910
Lights	5	136	77	0	-	218	49	6	55	0	-	110	36	69	0	0	-	105	7	9	22	0	-	38	471
% Lights	100.0	100.0	98.7	-	-	99.5	100.0	85.7	100.0	-	-	99.1	100.0	100.0	-	-	-	100.0	100.0	100.0	100.0	-	-	100.0	99.6
Mediums	0	0	1	0	-	1	0	1	0	0	-	1	0	0	0	0	-	0	0	0	0	0	-	0	2
% Mediums	0.0	0.0	1.3	-	-	0.5	0.0	14.3	0.0	-	-	0.9	0.0	0.0	-	-	-	0.0	0.0	0.0	0.0	-	-	0.0	0.4
Articulated Trucks	0	0	0	0	-	0	0	0	0	0	-	0	0	0	0	0	-	0	0	0	0	0	-	0	0
% Articulated Trucks	0.0	0.0	0.0	-	-	0.0	0.0	0.0	0.0	-	-	0.0	0.0	0.0	-	-	-	0.0	0.0	0.0	0.0	-	-	0.0	0.0
Bicycles on Crosswalk	-	-	-	-	1	-	-	-	-	-	0	-	-	-	-	-	0	-	-	-	-	-	0	-	-
% Bicycles on Crosswalk	-	-	-	-	50.0	-	-	-	-	-	-	-	-	-	-	-	-	-	-	-	-	-	-	-	-
Pedestrians	-	-	-	-	1	-	-	-	-	-	0	-	-	-	-	-	0	-	-	-	-	-	0	-	-
% Pedestrians	-	-	-	-	50.0	-	-	-	-	-	-	-	-	-	-	-	-	-	-	-	-	-	-	-	-

City of Lloydminster
4420-50 Avenue

Lloydminster, Alberta, Canada T9V 0W2
(780) 875-6184 waguinaldo@lloydminster.ca

Count Name: 43 Street and 66 Avenue
Site Code: 4366
Start Date: 06/16/2025

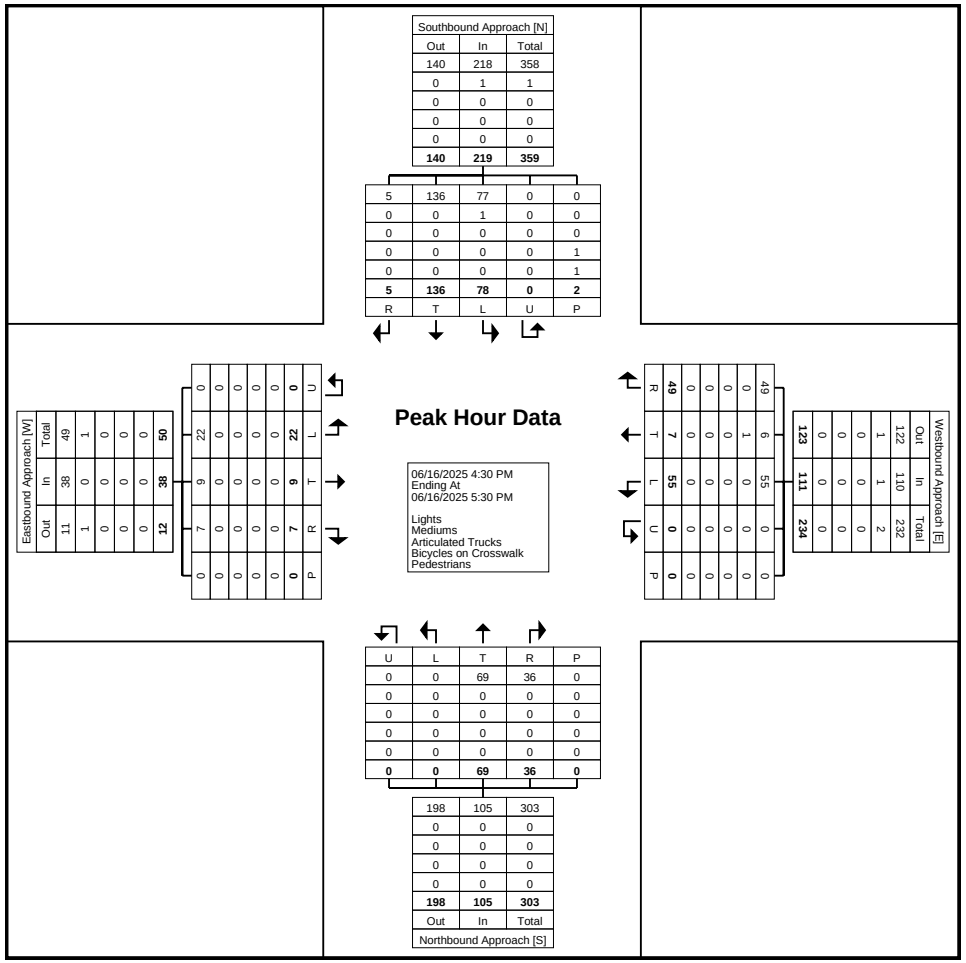

Turning Movement Peak Hour Data Plot (4:30 PM)

City of Lloydminster
4420-50 Avenue

Lloydminster, Alberta, Canada T9V 0W2
(780) 875-6184 waguinaldo@lloydminster.ca

Count Name: 44 Street and 39 Avenue
Site Code: 4439
Start Date: 06/03/2025
Page No: 1

Turning Movement Data

Start Time	Southbound Approach						Westbound Approach						Northbound Approach						Eastbound Approach						
	Southbound						Westbound						Northbound						Eastbound						
	Right	Thru	Left	U-Turn	Peds	App. Total	Right	Thru	Left	U-Turn	Peds	App. Total	Right	Thru	Left	U-Turn	Peds	App. Total	Right	Thru	Left	U-Turn	Peds	App. Total	Int. Total
7:00 AM	2	0	0	0	0	2	0	88	0	0	0	88	2	0	0	0	0	2	0	89	0	0	0	89	181
7:15 AM	0	0	0	0	0	0	0	100	0	0	0	100	2	0	0	0	0	2	0	110	2	0	0	112	214
7:30 AM	0	0	0	0	0	0	0	134	0	0	0	134	0	0	0	0	0	0	0	98	4	0	0	102	236
7:45 AM	0	0	0	0	0	0	0	130	0	0	0	130	0	0	0	0	0	0	0	156	7	0	0	163	293
Hourly Total	2	0	0	0	0	2	0	452	0	0	0	452	4	0	0	0	0	4	0	453	13	0	0	466	924
8:00 AM	0	0	0	0	0	0	2	102	0	0	0	104	0	0	0	0	0	0	0	112	3	0	0	115	219
8:15 AM	2	0	0	0	0	2	0	81	0	0	0	81	0	0	0	0	0	0	0	79	4	0	0	83	166
8:30 AM	2	0	0	0	0	2	0	102	0	0	0	102	0	0	0	0	0	0	1	81	4	0	0	86	190
8:45 AM	5	0	0	0	0	5	1	89	1	0	0	91	1	0	0	0	0	1	0	99	1	0	0	100	197
Hourly Total	9	0	0	0	0	9	3	374	1	0	0	378	1	0	0	0	0	1	1	371	12	0	0	384	772
*** BREAK ***	-	-	-	-	-	-	-	-	-	-	-	-	-	-	-	-	-	-	-	-	-	-	-	-	-
11:30 AM	2	0	0	0	0	2	0	115	4	0	0	119	1	0	0	0	0	1	1	89	2	0	0	92	214
11:45 AM	5	0	1	0	0	6	0	109	0	0	0	109	0	0	1	0	0	1	0	84	2	0	0	86	202
Hourly Total	7	0	1	0	0	8	0	224	4	0	0	228	1	0	1	0	0	2	1	173	4	0	0	178	416
12:00 PM	2	0	0	0	0	2	0	136	0	0	0	136	1	0	0	0	0	1	0	94	1	0	0	95	234
12:15 PM	4	0	0	0	0	4	0	115	0	0	0	115	1	0	0	0	0	1	0	122	4	0	0	126	246
12:30 PM	3	0	0	0	0	3	0	90	1	0	0	91	4	0	0	0	0	4	0	131	4	0	0	135	233
12:45 PM	1	0	1	0	0	2	0	109	0	0	0	109	0	0	0	0	0	0	0	116	2	0	0	118	229
Hourly Total	10	0	1	0	0	11	0	450	1	0	0	451	6	0	0	0	0	6	0	463	11	0	0	474	942
1:00 PM	4	0	0	0	0	4	0	96	0	0	0	96	0	0	0	0	0	0	0	143	3	0	0	146	246
1:15 PM	0	0	0	0	0	0	0	108	0	0	0	108	2	0	0	0	0	2	0	94	3	0	0	97	207
*** BREAK ***	-	-	-	-	-	-	-	-	-	-	-	-	-	-	-	-	-	-	-	-	-	-	-	-	-
Hourly Total	4	0	0	0	0	4	0	204	0	0	0	204	2	0	0	0	0	2	0	237	6	0	0	243	453
4:00 PM	3	0	0	0	0	3	0	117	1	0	0	118	0	0	0	0	0	0	0	133	2	0	0	135	256
4:15 PM	3	0	0	0	0	3	0	124	0	0	0	124	2	0	0	0	0	2	1	136	1	0	0	138	267
4:30 PM	2	0	0	0	0	2	0	157	1	0	0	158	1	0	0	0	0	1	0	146	3	0	0	149	310
4:45 PM	2	0	0	0	0	2	0	128	3	0	0	131	2	0	0	0	0	2	0	152	0	0	0	152	287
Hourly Total	10	0	0	0	0	10	0	526	5	0	0	531	5	0	0	0	0	5	1	567	6	0	0	574	1120
5:00 PM	5	0	0	0	0	5	0	221	0	0	0	221	2	0	0	0	0	2	1	173	0	0	0	174	402
5:15 PM	10	0	1	0	0	11	0	137	0	0	0	137	2	0	0	0	0	2	0	149	3	0	0	152	302
5:30 PM	3	0	0	0	0	3	0	119	2	0	0	121	0	0	0	0	0	0	0	112	0	0	0	112	236
5:45 PM	2	0	0	0	0	2	0	120	1	0	0	121	0	0	0	0	0	0	0	113	1	0	0	114	237
Hourly Total	20	0	1	0	0	21	0	597	3	0	0	600	4	0	0	0	0	4	1	547	4	0	0	552	1177
Grand Total	62	0	3	0	0	65	3	2827	14	0	0	2844	23	0	1	0	0	24	4	2811	56	0	0	2871	5804
Approach %	95.4	0.0	4.6	0.0	-	-	0.1	99.4	0.5	0.0	-	-	95.8	0.0	4.2	0.0	-	-	0.1	97.9	2.0	0.0	-	-	-

Total %	1.1	0.0	0.1	0.0	-	1.1	0.1	48.7	0.2	0.0	-	49.0	0.4	0.0	0.0	0.0	-	0.4	0.1	48.4	1.0	0.0	-	49.5	-
Lights	58	0	3	0	-	61	3	2400	14	0	-	2417	22	0	1	0	-	23	4	2341	56	0	-	2401	4902
% Lights	93.5	-	100.0	-	-	93.8	100.0	84.9	100.0	-	-	85.0	95.7	-	100.0	-	-	95.8	100.0	83.3	100.0	-	-	83.6	84.5
Mediums	4	0	0	0	-	4	0	102	0	0	-	102	1	0	0	0	-	1	0	93	0	0	-	93	200
% Mediums	6.5	-	0.0	-	-	6.2	0.0	3.6	0.0	-	-	3.6	4.3	-	0.0	-	-	4.2	0.0	3.3	0.0	-	-	3.2	3.4
Articulated Trucks	0	0	0	0	-	0	0	325	0	0	-	325	0	0	0	0	-	0	0	377	0	0	-	377	702
% Articulated Trucks	0.0	-	0.0	-	-	0.0	0.0	11.5	0.0	-	-	11.4	0.0	-	0.0	-	-	0.0	0.0	13.4	0.0	-	-	13.1	12.1
Bicycles on Crosswalk	-	-	-	-	0	-	-	-	-	-	0	-	-	-	-	-	0	-	-	-	-	-	0	-	-
% Bicycles on Crosswalk	-	-	-	-	-	-	-	-	-	-	-	-	-	-	-	-	-	-	-	-	-	-	-	-	-
Pedestrians	-	-	-	-	0	-	-	-	-	-	0	-	-	-	-	-	0	-	-	-	-	-	0	-	-
% Pedestrians	-	-	-	-	-	-	-	-	-	-	-	-	-	-	-	-	-	-	-	-	-	-	-	-	-

City of Lloydminster
4420-50 Avenue

Lloydminster, Alberta, Canada T9V 0W2
(780) 875-6184 waguinaldo@lloydminster.ca

Count Name: 44 Street and 39 Avenue
Site Code: 4439
Start Date: 06/03/2025

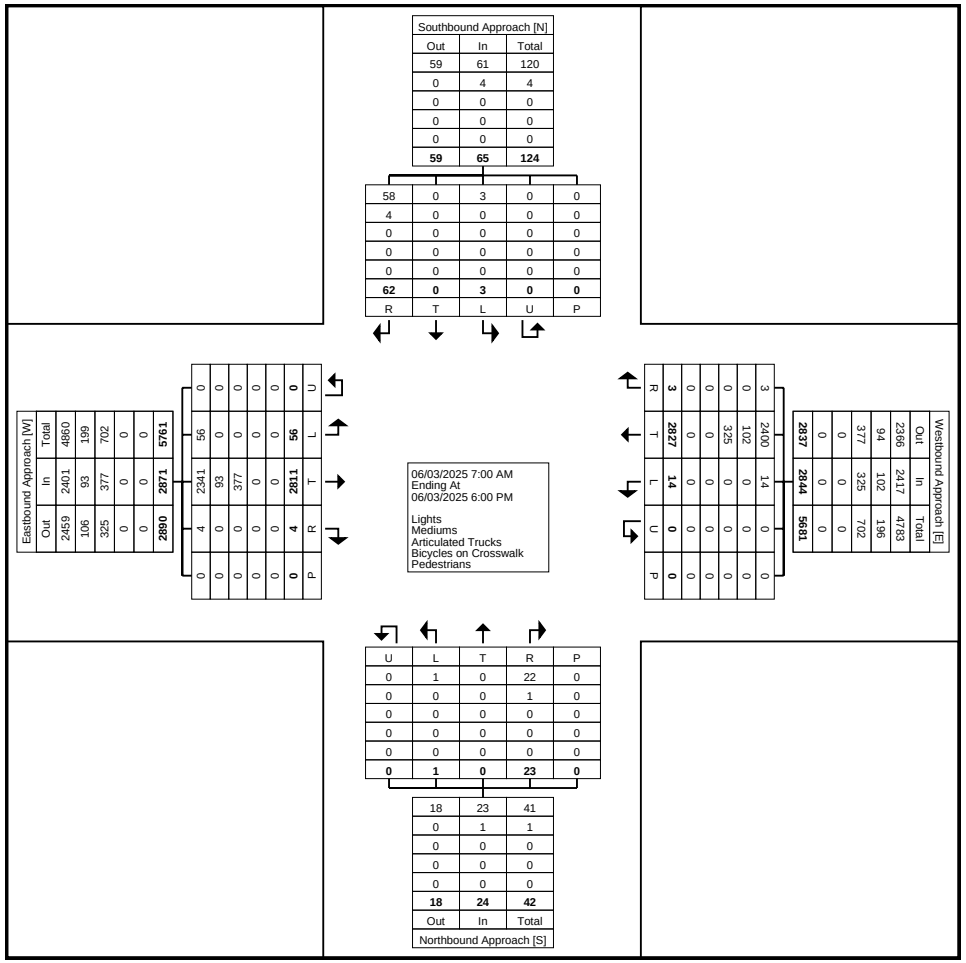

Turning Movement Data Plot

City of Lloydminster
4420-50 Avenue

Lloydminster, Alberta, Canada T9V 0W2
(780) 875-6184 waguinaldo@lloydminster.ca

Count Name: 44 Street and 39 Avenue
Site Code: 4439
Start Date: 06/03/2025

Turning Movement Peak Hour Data (7:15 AM)

Start Time	Southbound Approach						Westbound Approach						Northbound Approach						Eastbound Approach						
	Southbound						Westbound						Northbound						Eastbound						
	Right	Thru	Left	U-Turn	Peds	App. Total	Right	Thru	Left	U-Turn	Peds	App. Total	Right	Thru	Left	U-Turn	Peds	App. Total	Right	Thru	Left	U-Turn	Peds	App. Total	Int. Total
7:15 AM	0	0	0	0	0	0	0	100	0	0	0	100	2	0	0	0	0	2	0	110	2	0	0	112	214
7:30 AM	0	0	0	0	0	0	0	134	0	0	0	134	0	0	0	0	0	0	0	98	4	0	0	102	236
7:45 AM	0	0	0	0	0	0	0	130	0	0	0	130	0	0	0	0	0	0	0	156	7	0	0	163	293
8:00 AM	0	0	0	0	0	0	2	102	0	0	0	104	0	0	0	0	0	0	0	112	3	0	0	115	219
Total	0	0	0	0	0	0	2	466	0	0	0	468	2	0	0	0	0	2	0	476	16	0	0	492	962
Approach %	0.0	0.0	0.0	0.0	-	-	0.4	99.6	0.0	0.0	-	-	100.0	0.0	0.0	0.0	-	-	0.0	96.7	3.3	0.0	-	-	-
Total %	0.0	0.0	0.0	0.0	-	0.0	0.2	48.4	0.0	0.0	-	48.6	0.2	0.0	0.0	0.0	-	0.2	0.0	49.5	1.7	0.0	-	51.1	-
PHF	0.000	0.000	0.000	0.000	-	0.000	0.250	0.869	0.000	0.000	-	0.873	0.250	0.000	0.000	0.000	-	0.250	0.000	0.763	0.571	0.000	-	0.755	0.821
Lights	0	0	0	0	-	0	2	413	0	0	-	415	2	0	0	0	-	2	0	410	16	0	-	426	843
% Lights	-	-	-	-	-	-	100.0	88.6	-	-	-	88.7	100.0	-	-	-	-	100.0	-	86.1	100.0	-	-	86.6	87.6
Mediums	0	0	0	0	-	0	0	11	0	0	-	11	0	0	0	0	-	0	0	19	0	0	-	19	30
% Mediums	-	-	-	-	-	-	0.0	2.4	-	-	-	2.4	0.0	-	-	-	-	0.0	-	4.0	0.0	-	-	3.9	3.1
Articulated Trucks	0	0	0	0	-	0	0	42	0	0	-	42	0	0	0	0	-	0	0	47	0	0	-	47	89
% Articulated Trucks	-	-	-	-	-	-	0.0	9.0	-	-	-	9.0	0.0	-	-	-	-	0.0	-	9.9	0.0	-	-	9.6	9.3
Bicycles on Crosswalk	-	-	-	-	0	-	-	-	-	-	0	-	-	-	-	-	0	-	-	-	-	-	0	-	-
% Bicycles on Crosswalk	-	-	-	-	-	-	-	-	-	-	-	-	-	-	-	-	-	-	-	-	-	-	-	-	-
Pedestrians	-	-	-	-	0	-	-	-	-	-	0	-	-	-	-	-	0	-	-	-	-	-	0	-	-
% Pedestrians	-	-	-	-	-	-	-	-	-	-	-	-	-	-	-	-	-	-	-	-	-	-	-	-	-

City of Lloydminster
4420-50 Avenue

Lloydminster, Alberta, Canada T9V 0W2
(780) 875-6184 waguinaldo@lloydminster.ca

Count Name: 44 Street and 39 Avenue
Site Code: 4439
Start Date: 06/03/2025

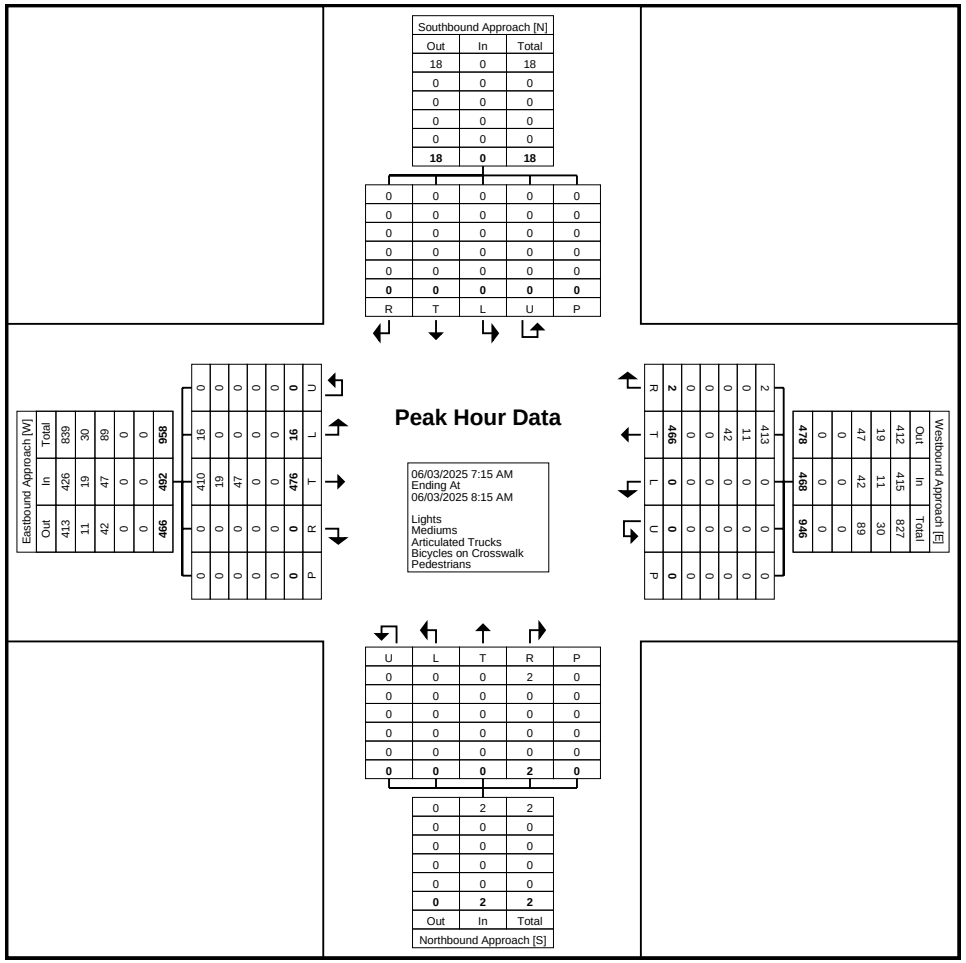

Turning Movement Peak Hour Data Plot (7:15 AM)

City of Lloydminster
4420-50 Avenue

Lloydminster, Alberta, Canada T9V 0W2
(780) 875-6184 waguinaldo@lloydminster.ca

Count Name: 44 Street and 39 Avenue
Site Code: 4439
Start Date: 06/03/2025

Turning Movement Peak Hour Data (12:15 PM)

Start Time	Southbound Approach						Westbound Approach						Northbound Approach						Eastbound Approach						
	Southbound						Westbound						Northbound						Eastbound						
	Right	Thru	Left	U-Turn	Peds	App. Total	Right	Thru	Left	U-Turn	Peds	App. Total	Right	Thru	Left	U-Turn	Peds	App. Total	Right	Thru	Left	U-Turn	Peds	App. Total	Int. Total
12:15 PM	4	0	0	0	0	4	0	115	0	0	0	115	1	0	0	0	0	1	0	122	4	0	0	126	246
12:30 PM	3	0	0	0	0	3	0	90	1	0	0	91	4	0	0	0	0	4	0	131	4	0	0	135	233
12:45 PM	1	0	1	0	0	2	0	109	0	0	0	109	0	0	0	0	0	0	0	116	2	0	0	118	229
1:00 PM	4	0	0	0	0	4	0	96	0	0	0	96	0	0	0	0	0	0	0	143	3	0	0	146	246
Total	12	0	1	0	0	13	0	410	1	0	0	411	5	0	0	0	0	5	0	512	13	0	0	525	954
Approach %	92.3	0.0	7.7	0.0	-	-	0.0	99.8	0.2	0.0	-	-	100.0	0.0	0.0	0.0	-	-	0.0	97.5	2.5	0.0	-	-	-
Total %	1.3	0.0	0.1	0.0	-	1.4	0.0	43.0	0.1	0.0	-	43.1	0.5	0.0	0.0	0.0	-	0.5	0.0	53.7	1.4	0.0	-	55.0	-
PHF	0.750	0.000	0.250	0.000	-	0.813	0.000	0.891	0.250	0.000	-	0.893	0.313	0.000	0.000	0.000	-	0.313	0.000	0.895	0.813	0.000	-	0.899	0.970
Lights	11	0	1	0	-	12	0	351	1	0	-	352	5	0	0	0	-	5	0	427	13	0	-	440	809
% Lights	91.7	-	100.0	-	-	92.3	-	85.6	100.0	-	-	85.6	100.0	-	-	-	-	100.0	-	83.4	100.0	-	-	83.8	84.8
Mediums	1	0	0	0	-	1	0	14	0	0	-	14	0	0	0	0	-	0	0	12	0	0	-	12	27
% Mediums	8.3	-	0.0	-	-	7.7	-	3.4	0.0	-	-	3.4	0.0	-	-	-	-	0.0	-	2.3	0.0	-	-	2.3	2.8
Articulated Trucks	0	0	0	0	-	0	0	45	0	0	-	45	0	0	0	0	-	0	0	73	0	0	-	73	118
% Articulated Trucks	0.0	-	0.0	-	-	0.0	-	11.0	0.0	-	-	10.9	0.0	-	-	-	-	0.0	-	14.3	0.0	-	-	13.9	12.4
Bicycles on Crosswalk	-	-	-	-	0	-	-	-	-	-	0	-	-	-	-	-	0	-	-	-	-	-	0	-	-
% Bicycles on Crosswalk	-	-	-	-	-	-	-	-	-	-	-	-	-	-	-	-	-	-	-	-	-	-	-	-	-
Pedestrians	-	-	-	-	0	-	-	-	-	-	0	-	-	-	-	-	0	-	-	-	-	-	0	-	-
% Pedestrians	-	-	-	-	-	-	-	-	-	-	-	-	-	-	-	-	-	-	-	-	-	-	-	-	-

City of Lloydminster
4420-50 Avenue

Lloydminster, Alberta, Canada T9V 0W2
(780) 875-6184 waguinaldo@lloydminster.ca

Count Name: 44 Street and 39 Avenue
Site Code: 4439
Start Date: 06/03/2025

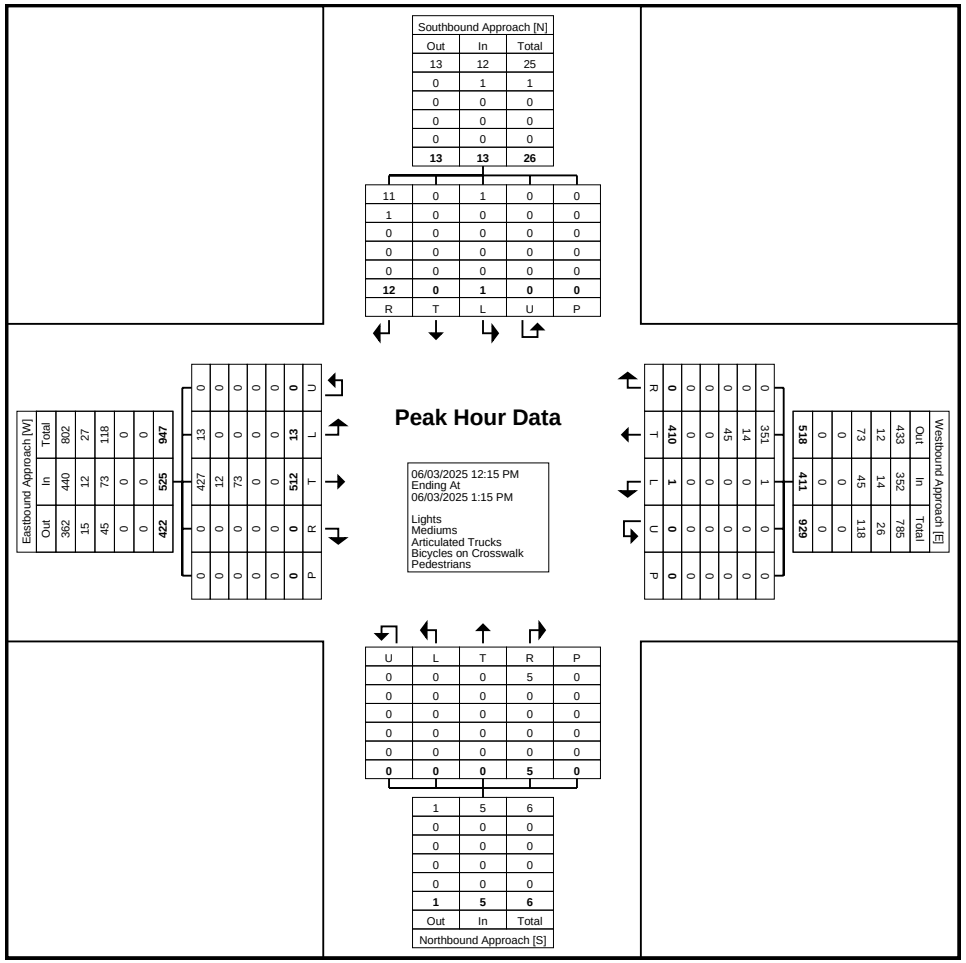

Turning Movement Peak Hour Data Plot (12:15 PM)

City of Lloydminster
4420-50 Avenue

Lloydminster, Alberta, Canada T9V 0W2
(780) 875-6184 waguinaldo@lloydminster.ca

Count Name: 44 Street and 39 Avenue
Site Code: 4439
Start Date: 06/03/2025

Turning Movement Peak Hour Data (4:30 PM)

Start Time	Southbound Approach						Westbound Approach						Northbound Approach						Eastbound Approach						
	Southbound						Westbound						Northbound						Eastbound						
	Right	Thru	Left	U-Turn	Peds	App. Total	Right	Thru	Left	U-Turn	Peds	App. Total	Right	Thru	Left	U-Turn	Peds	App. Total	Right	Thru	Left	U-Turn	Peds	App. Total	Int. Total
4:30 PM	2	0	0	0	0	2	0	157	1	0	0	158	1	0	0	0	0	1	0	146	3	0	0	149	310
4:45 PM	2	0	0	0	0	2	0	128	3	0	0	131	2	0	0	0	0	2	0	152	0	0	0	152	287
5:00 PM	5	0	0	0	0	5	0	221	0	0	0	221	2	0	0	0	0	2	1	173	0	0	0	174	402
5:15 PM	10	0	1	0	0	11	0	137	0	0	0	137	2	0	0	0	0	2	0	149	3	0	0	152	302
Total	19	0	1	0	0	20	0	643	4	0	0	647	7	0	0	0	0	7	1	620	6	0	0	627	1301
Approach %	95.0	0.0	5.0	0.0	-	-	0.0	99.4	0.6	0.0	-	-	100.0	0.0	0.0	0.0	-	-	0.2	98.9	1.0	0.0	-	-	-
Total %	1.5	0.0	0.1	0.0	-	1.5	0.0	49.4	0.3	0.0	-	49.7	0.5	0.0	0.0	0.0	-	0.5	0.1	47.7	0.5	0.0	-	48.2	-
PHF	0.475	0.000	0.250	0.000	-	0.455	0.000	0.727	0.333	0.000	-	0.732	0.875	0.000	0.000	0.000	-	0.875	0.250	0.896	0.500	0.000	-	0.901	0.809
Lights	19	0	1	0	-	20	0	536	4	0	-	540	7	0	0	0	-	7	1	527	6	0	-	534	1101
% Lights	100.0	-	100.0	-	-	100.0	-	83.4	100.0	-	-	83.5	100.0	-	-	-	-	100.0	100.0	85.0	100.0	-	-	85.2	84.6
Mediums	0	0	0	0	-	0	0	28	0	0	-	28	0	0	0	0	-	0	0	7	0	0	-	7	35
% Mediums	0.0	-	0.0	-	-	0.0	-	4.4	0.0	-	-	4.3	0.0	-	-	-	-	0.0	0.0	1.1	0.0	-	-	1.1	2.7
Articulated Trucks	0	0	0	0	-	0	0	79	0	0	-	79	0	0	0	0	-	0	0	86	0	0	-	86	165
% Articulated Trucks	0.0	-	0.0	-	-	0.0	-	12.3	0.0	-	-	12.2	0.0	-	-	-	-	0.0	0.0	13.9	0.0	-	-	13.7	12.7
Bicycles on Crosswalk	-	-	-	-	0	-	-	-	-	-	0	-	-	-	-	-	0	-	-	-	-	-	0	-	-
% Bicycles on Crosswalk	-	-	-	-	-	-	-	-	-	-	-	-	-	-	-	-	-	-	-	-	-	-	-	-	-
Pedestrians	-	-	-	-	0	-	-	-	-	-	0	-	-	-	-	-	0	-	-	-	-	-	0	-	-
% Pedestrians	-	-	-	-	-	-	-	-	-	-	-	-	-	-	-	-	-	-	-	-	-	-	-	-	-

City of Lloydminster
4420-50 Avenue

Lloydminster, Alberta, Canada T9V 0W2
(780) 875-6184 waguinaldo@lloydminster.ca

Count Name: 44 Street and 39 Avenue
Site Code: 4439
Start Date: 06/03/2025
Page No: 9

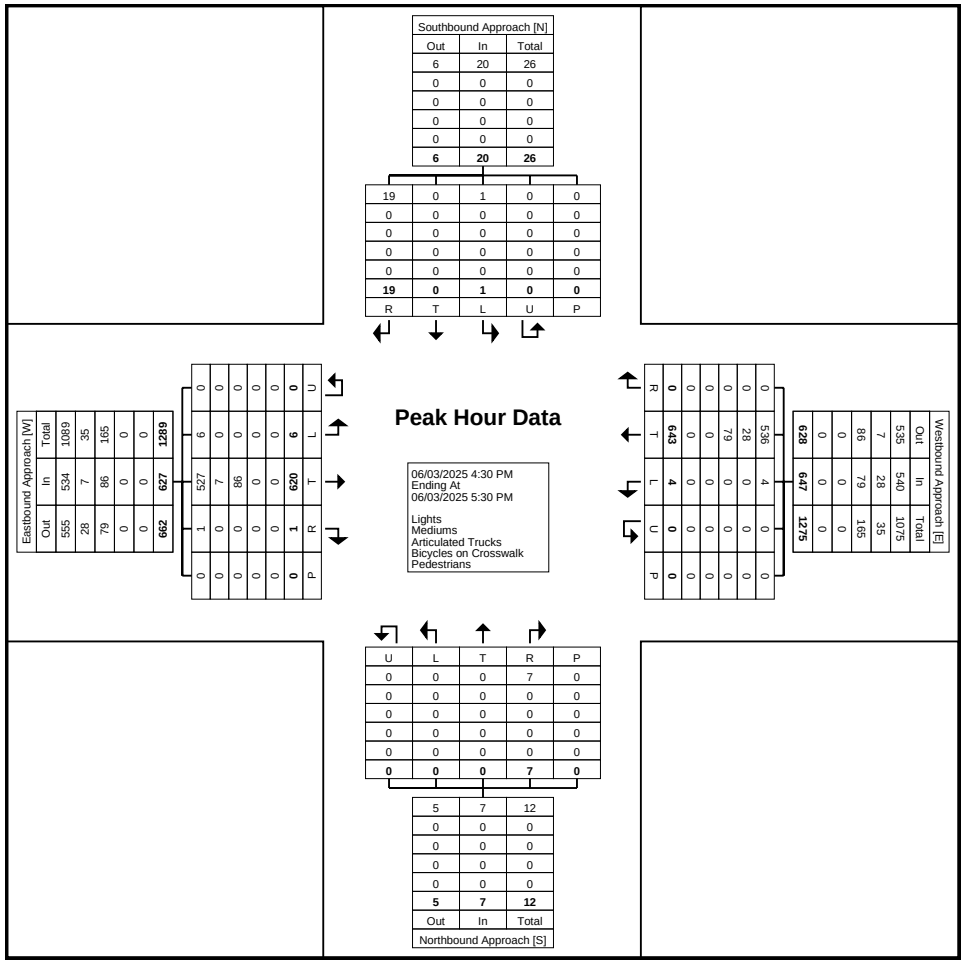

Turning Movement Peak Hour Data Plot (4:30 PM)

City of Lloydminster
4420-50 Avenue

Lloydminster, Alberta, Canada T9V 0W2
(780) 875-6184 waguinaldo@lloydminster.ca

Count Name: 44 Street and 40 Avenue
Site Code: 4440
Start Date: 06/04/2025

Turning Movement Data

Start Time	Southbound Approach						Westbound Approach						Northbound Approach						Eastbound Approach						
	Southbound						Westbound						Northbound						Eastbound						
	Right	Thru	Left	U-Turn	Peds	App. Total	Right	Thru	Left	U-Turn	Peds	App. Total	Right	Thru	Left	U-Turn	Peds	App. Total	Right	Thru	Left	U-Turn	Peds	App. Total	Int. Total
7:00 AM	7	18	16	0	0	41	27	42	9	0	0	78	9	32	23	0	0	64	7	39	17	1	0	64	247
7:15 AM	5	26	23	0	0	54	33	51	24	0	0	108	22	30	6	0	0	58	9	62	16	0	0	87	307
7:30 AM	13	19	18	0	0	50	42	65	22	0	0	129	22	31	23	0	0	76	7	71	29	0	0	107	362
7:45 AM	12	30	21	0	0	63	46	66	27	0	0	139	32	54	23	0	0	109	9	77	39	1	0	126	437
Hourly Total	37	93	78	0	0	208	148	224	82	0	0	454	85	147	75	0	0	307	32	249	101	2	0	384	1353
8:00 AM	5	29	28	0	0	62	24	52	22	0	0	98	14	37	39	0	0	90	3	71	22	0	0	96	346
8:15 AM	10	21	21	0	0	52	24	56	20	0	0	100	25	19	24	0	0	68	3	61	11	0	0	75	295
8:30 AM	9	31	17	0	0	57	22	68	24	0	0	114	30	18	27	0	0	75	6	53	17	1	0	77	323
8:45 AM	11	23	19	0	0	53	14	67	14	0	0	95	14	18	20	0	0	52	14	60	21	2	0	97	297
Hourly Total	35	104	85	0	0	224	84	243	80	0	0	407	83	92	110	0	0	285	26	245	71	3	0	345	1261
*** BREAK ***	-	-	-	-	-	-	-	-	-	-	-	-	-	-	-	-	-	-	-	-	-	-	-	-	-
11:30 AM	14	13	15	0	0	42	10	82	26	0	0	118	14	18	20	0	0	52	7	66	9	0	0	82	294
11:45 AM	12	25	17	0	0	54	23	79	22	0	0	124	16	19	22	0	0	57	19	56	9	0	0	84	319
Hourly Total	26	38	32	0	0	96	33	161	48	0	0	242	30	37	42	0	0	109	26	122	18	0	0	166	613
12:00 PM	21	57	20	0	0	98	23	90	38	0	0	151	20	21	24	0	0	65	17	52	13	1	0	83	397
12:15 PM	9	34	13	0	0	56	10	83	20	0	0	113	20	29	32	0	0	81	13	77	15	0	0	105	355
12:30 PM	11	26	11	0	0	48	15	81	21	0	0	117	12	24	38	0	0	74	13	71	17	1	0	102	341
12:45 PM	7	17	17	0	0	41	20	89	24	0	0	133	28	24	24	0	0	76	21	86	24	0	0	131	381
Hourly Total	48	134	61	0	0	243	68	343	103	0	0	514	80	98	118	0	0	296	64	286	69	2	0	421	1474
1:00 PM	10	16	12	0	0	38	14	62	16	0	0	92	21	27	28	0	0	76	11	66	18	0	0	95	301
1:15 PM	5	21	15	0	0	41	22	52	21	0	0	95	28	19	28	0	0	75	14	60	21	0	0	95	306
*** BREAK ***	-	-	-	-	-	-	-	-	-	-	-	-	-	-	-	-	-	-	-	-	-	-	-	-	-
Hourly Total	15	37	27	0	0	79	36	114	37	0	0	187	49	46	56	0	0	151	25	126	39	0	0	190	607
4:00 PM	16	29	22	0	0	67	24	90	18	0	0	132	19	26	40	0	0	85	11	89	25	0	0	125	409
4:15 PM	17	49	27	0	0	93	26	78	28	0	0	132	19	27	48	0	0	94	11	72	22	0	0	105	424
4:30 PM	20	45	38	0	0	103	23	110	39	0	0	172	18	24	44	0	0	86	9	82	10	0	0	101	462
4:45 PM	14	44	31	0	0	89	20	78	30	0	0	128	29	25	47	0	0	101	14	83	11	0	0	108	426
Hourly Total	67	167	118	0	0	352	93	356	115	0	0	564	85	102	179	0	0	366	45	326	68	0	0	439	1721
5:00 PM	26	66	31	0	0	123	38	131	45	0	0	214	25	36	41	0	0	102	19	93	11	1	1	124	563
5:15 PM	21	43	22	0	0	86	19	69	35	0	0	123	24	24	28	0	0	76	16	88	20	0	0	124	409
5:30 PM	17	33	26	0	0	76	27	92	31	0	0	150	18	20	35	0	0	73	17	92	8	0	0	117	416
5:45 PM	11	38	17	0	0	66	18	67	20	0	0	105	16	31	39	0	0	86	9	62	7	1	0	79	336
Hourly Total	75	180	96	0	0	351	102	359	131	0	0	592	83	111	143	0	0	337	61	335	46	2	1	444	1724
Grand Total	303	753	497	0	0	1553	564	1800	596	0	0	2960	495	633	723	0	0	1851	279	1689	412	9	1	2389	8753
Approach %	19.5	48.5	32.0	0.0	-	-	19.1	60.8	20.1	0.0	-	-	26.7	34.2	39.1	0.0	-	-	11.7	70.7	17.2	0.4	-	-	-

Total %	3.5	8.6	5.7	0.0	-	17.7	6.4	20.6	6.8	0.0	-	33.8	5.7	7.2	8.3	0.0	-	21.1	3.2	19.3	4.7	0.1	-	27.3	-
Lights	272	656	382	0	-	1310	452	1525	565	0	-	2542	460	529	698	0	-	1687	267	1428	378	9	-	2082	7621
% Lights	89.8	87.1	76.9	-	-	84.4	80.1	84.7	94.8	-	-	85.9	92.9	83.6	96.5	-	-	91.1	95.7	84.5	91.7	100.0	-	87.1	87.1
Mediums	25	65	36	0	-	126	39	49	12	0	-	100	7	75	13	0	-	95	8	48	29	0	-	85	406
% Mediums	8.3	8.6	7.2	-	-	8.1	6.9	2.7	2.0	-	-	3.4	1.4	11.8	1.8	-	-	5.1	2.9	2.8	7.0	0.0	-	3.6	4.6
Articulated Trucks	6	32	79	0	-	117	73	226	19	0	-	318	28	29	12	0	-	69	4	213	5	0	-	222	726
% Articulated Trucks	2.0	4.2	15.9	-	-	7.5	12.9	12.6	3.2	-	-	10.7	5.7	4.6	1.7	-	-	3.7	1.4	12.6	1.2	0.0	-	9.3	8.3
Bicycles on Crosswalk	-	-	-	-	0	-	-	-	-	-	0	-	-	-	-	-	0	-	-	-	-	-	1	-	-
% Bicycles on Crosswalk	-	-	-	-	-	-	-	-	-	-	-	-	-	-	-	-	-	-	-	-	-	-	100.0	-	-
Pedestrians	-	-	-	-	0	-	-	-	-	-	0	-	-	-	-	-	0	-	-	-	-	-	0	-	-
% Pedestrians	-	-	-	-	-	-	-	-	-	-	-	-	-	-	-	-	-	-	-	-	-	-	0.0	-	-

City of Lloydminster
4420-50 Avenue

Lloydminster, Alberta, Canada T9V 0W2
(780) 875-6184 waguinaldo@lloydminster.ca

Count Name: 44 Street and 40 Avenue
Site Code: 4440
Start Date: 06/04/2025

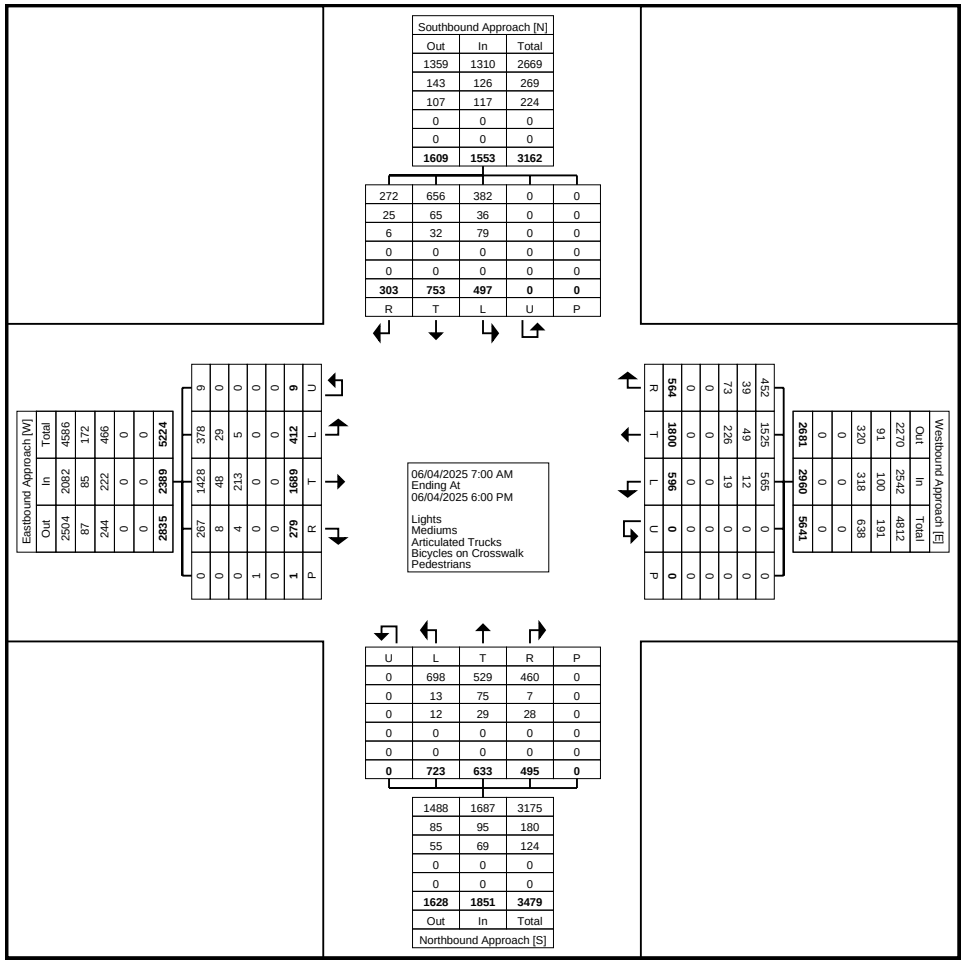

Turning Movement Data Plot

City of Lloydminster
4420-50 Avenue

Lloydminster, Alberta, Canada T9V 0W2
(780) 875-6184 waguinaldo@lloydminster.ca

Count Name: 44 Street and 40 Avenue
Site Code: 4440
Start Date: 06/04/2025

Turning Movement Peak Hour Data (7:15 AM)

Start Time	Southbound Approach						Westbound Approach						Northbound Approach						Eastbound Approach						
	Southbound						Westbound						Northbound						Eastbound						
	Right	Thru	Left	U-Turn	Peds	App. Total	Right	Thru	Left	U-Turn	Peds	App. Total	Right	Thru	Left	U-Turn	Peds	App. Total	Right	Thru	Left	U-Turn	Peds	App. Total	Int. Total
7:15 AM	5	26	23	0	0	54	33	51	24	0	0	108	22	30	6	0	0	58	9	62	16	0	0	87	307
7:30 AM	13	19	18	0	0	50	42	65	22	0	0	129	22	31	23	0	0	76	7	71	29	0	0	107	362
7:45 AM	12	30	21	0	0	63	46	66	27	0	0	139	32	54	23	0	0	109	9	77	39	1	0	126	437
8:00 AM	5	29	28	0	0	62	24	52	22	0	0	98	14	37	39	0	0	90	3	71	22	0	0	96	346
Total	35	104	90	0	0	229	145	234	95	0	0	474	90	152	91	0	0	333	28	281	106	1	0	416	1452
Approach %	15.3	45.4	39.3	0.0	-	-	30.6	49.4	20.0	0.0	-	-	27.0	45.6	27.3	0.0	-	-	6.7	67.5	25.5	0.2	-	-	-
Total %	2.4	7.2	6.2	0.0	-	15.8	10.0	16.1	6.5	0.0	-	32.6	6.2	10.5	6.3	0.0	-	22.9	1.9	19.4	7.3	0.1	-	28.7	-
PHF	0.673	0.867	0.804	0.000	-	0.909	0.788	0.886	0.880	0.000	-	0.853	0.703	0.704	0.583	0.000	-	0.764	0.778	0.912	0.679	0.250	-	0.825	0.831
Lights	26	78	61	0	-	165	135	199	93	0	-	427	82	142	87	0	-	311	28	253	105	1	-	387	1290
% Lights	74.3	75.0	67.8	-	-	72.1	93.1	85.0	97.9	-	-	90.1	91.1	93.4	95.6	-	-	93.4	100.0	90.0	99.1	100.0	-	93.0	88.8
Mediums	9	20	10	0	-	39	3	4	0	0	-	7	2	6	2	0	-	10	0	4	1	0	-	5	61
% Mediums	25.7	19.2	11.1	-	-	17.0	2.1	1.7	0.0	-	-	1.5	2.2	3.9	2.2	-	-	3.0	0.0	1.4	0.9	0.0	-	1.2	4.2
Articulated Trucks	0	6	19	0	-	25	7	31	2	0	-	40	6	4	2	0	-	12	0	24	0	0	-	24	101
% Articulated Trucks	0.0	5.8	21.1	-	-	10.9	4.8	13.2	2.1	-	-	8.4	6.7	2.6	2.2	-	-	3.6	0.0	8.5	0.0	0.0	-	5.8	7.0
Bicycles on Crosswalk	-	-	-	-	0	-	-	-	-	-	0	-	-	-	-	-	0	-	-	-	-	-	0	-	-
% Bicycles on Crosswalk	-	-	-	-	-	-	-	-	-	-	-	-	-	-	-	-	-	-	-	-	-	-	-	-	-
Pedestrians	-	-	-	-	0	-	-	-	-	-	0	-	-	-	-	-	0	-	-	-	-	-	0	-	-
% Pedestrians	-	-	-	-	-	-	-	-	-	-	-	-	-	-	-	-	-	-	-	-	-	-	-	-	-

City of Lloydminster
4420-50 Avenue

Lloydminster, Alberta, Canada T9V 0W2
(780) 875-6184 waguinaldo@lloydminster.ca

Count Name: 44 Street and 40 Avenue
Site Code: 4440
Start Date: 06/04/2025

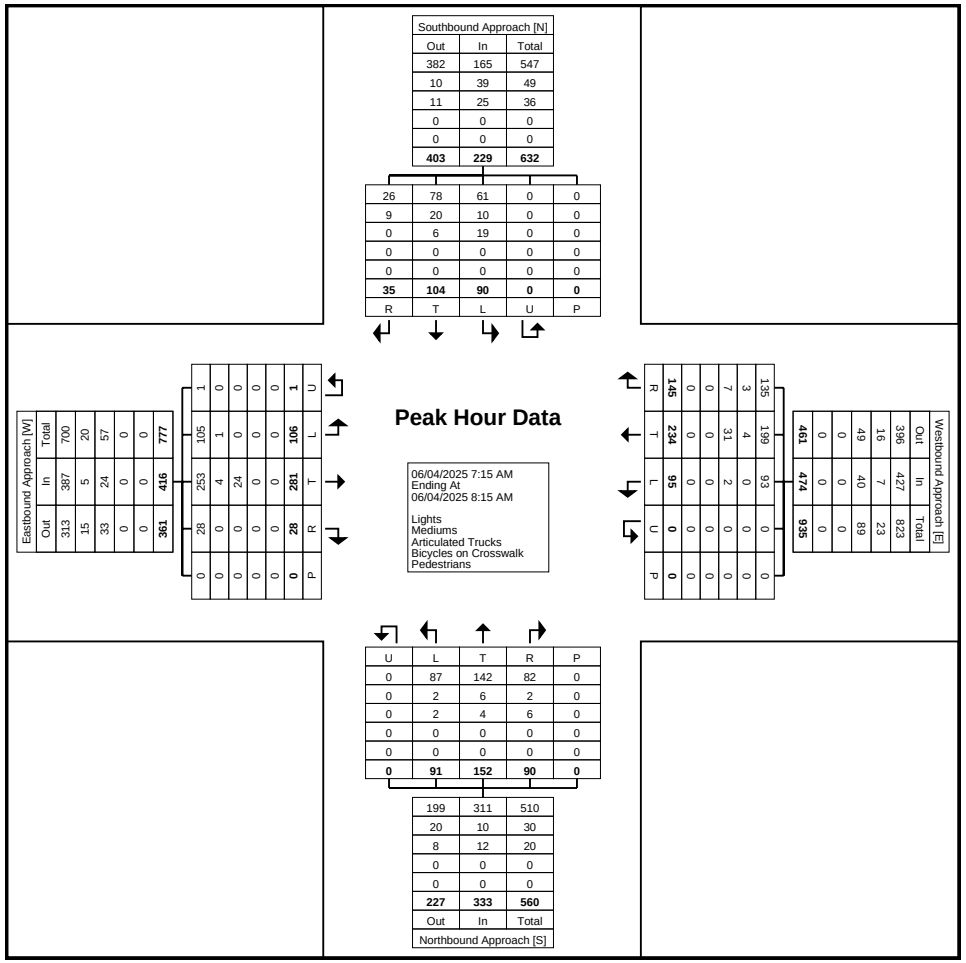

Turning Movement Peak Hour Data Plot (7:15 AM)

City of Lloydminster
4420-50 Avenue

Lloydminster, Alberta, Canada T9V 0W2
(780) 875-6184 waguinaldo@lloydminster.ca

Count Name: 44 Street and 40 Avenue
Site Code: 4440
Start Date: 06/04/2025

Turning Movement Peak Hour Data (12:00 PM)

Start Time	Southbound Approach						Westbound Approach						Northbound Approach						Eastbound Approach						
	Southbound						Westbound						Northbound						Eastbound						
	Right	Thru	Left	U-Turn	Peds	App. Total	Right	Thru	Left	U-Turn	Peds	App. Total	Right	Thru	Left	U-Turn	Peds	App. Total	Right	Thru	Left	U-Turn	Peds	App. Total	Int. Total
12:00 PM	21	57	20	0	0	98	23	90	38	0	0	151	20	21	24	0	0	65	17	52	13	1	0	83	397
12:15 PM	9	34	13	0	0	56	10	83	20	0	0	113	20	29	32	0	0	81	13	77	15	0	0	105	355
12:30 PM	11	26	11	0	0	48	15	81	21	0	0	117	12	24	38	0	0	74	13	71	17	1	0	102	341
12:45 PM	7	17	17	0	0	41	20	89	24	0	0	133	28	24	24	0	0	76	21	86	24	0	0	131	381
Total	48	134	61	0	0	243	68	343	103	0	0	514	80	98	118	0	0	296	64	286	69	2	0	421	1474
Approach %	19.8	55.1	25.1	0.0	-	-	13.2	66.7	20.0	0.0	-	-	27.0	33.1	39.9	0.0	-	-	15.2	67.9	16.4	0.5	-	-	-
Total %	3.3	9.1	4.1	0.0	-	16.5	4.6	23.3	7.0	0.0	-	34.9	5.4	6.6	8.0	0.0	-	20.1	4.3	19.4	4.7	0.1	-	28.6	-
PHF	0.571	0.588	0.763	0.000	-	0.620	0.739	0.953	0.678	0.000	-	0.851	0.714	0.845	0.776	0.000	-	0.914	0.762	0.831	0.719	0.500	-	0.803	0.928
Lights	43	116	39	0	-	198	46	301	95	0	-	442	74	72	113	0	-	259	64	247	64	2	-	377	1276
% Lights	89.6	86.6	63.9	-	-	81.5	67.6	87.8	92.2	-	-	86.0	92.5	73.5	95.8	-	-	87.5	100.0	86.4	92.8	100.0	-	89.5	86.6
Mediums	4	12	7	0	-	23	9	6	2	0	-	17	1	19	3	0	-	23	0	5	3	0	-	8	71
% Mediums	8.3	9.0	11.5	-	-	9.5	13.2	1.7	1.9	-	-	3.3	1.3	19.4	2.5	-	-	7.8	0.0	1.7	4.3	0.0	-	1.9	4.8
Articulated Trucks	1	6	15	0	-	22	13	36	6	0	-	55	5	7	2	0	-	14	0	34	2	0	-	36	127
% Articulated Trucks	2.1	4.5	24.6	-	-	9.1	19.1	10.5	5.8	-	-	10.7	6.3	7.1	1.7	-	-	4.7	0.0	11.9	2.9	0.0	-	8.6	8.6
Bicycles on Crosswalk	-	-	-	-	0	-	-	-	-	-	0	-	-	-	-	-	0	-	-	-	-	-	0	-	-
% Bicycles on Crosswalk	-	-	-	-	-	-	-	-	-	-	-	-	-	-	-	-	-	-	-	-	-	-	-	-	-
Pedestrians	-	-	-	-	0	-	-	-	-	-	0	-	-	-	-	-	0	-	-	-	-	-	0	-	-
% Pedestrians	-	-	-	-	-	-	-	-	-	-	-	-	-	-	-	-	-	-	-	-	-	-	-	-	-

City of Lloydminster
4420-50 Avenue

Lloydminster, Alberta, Canada T9V 0W2
(780) 875-6184 waguinaldo@lloydminster.ca

Count Name: 44 Street and 40 Avenue
Site Code: 4440
Start Date: 06/04/2025

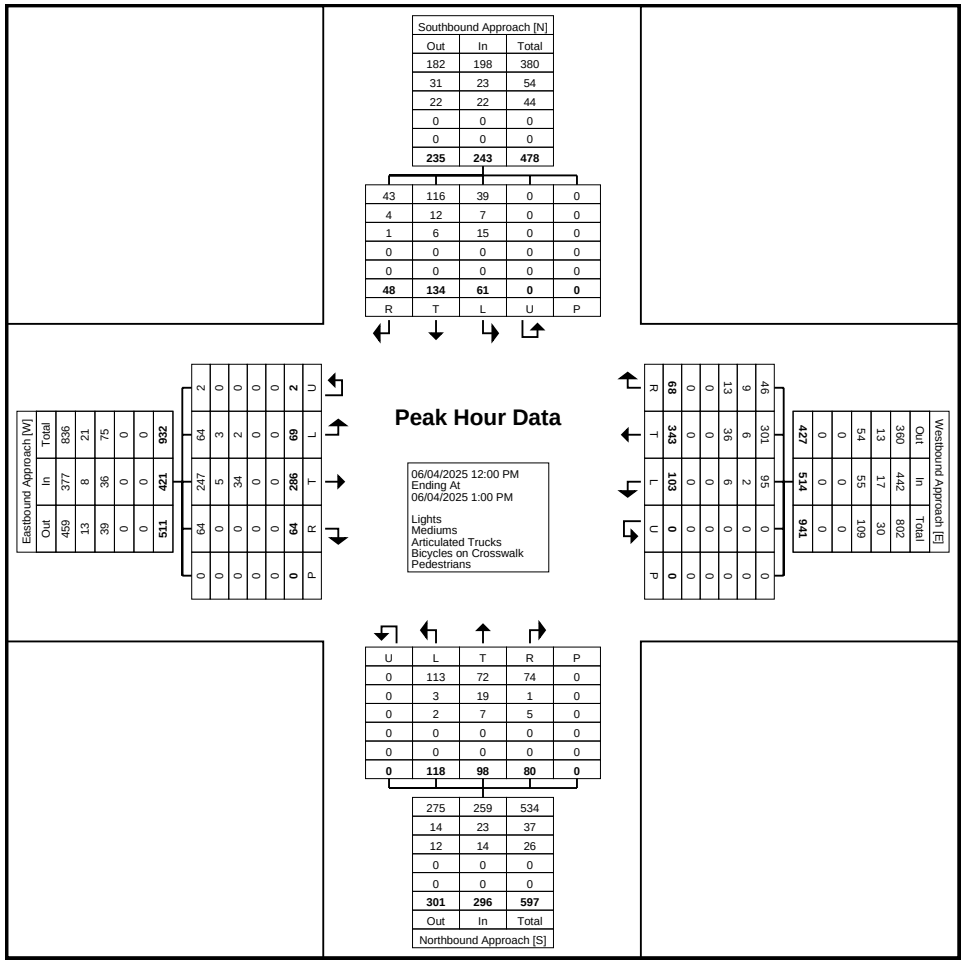

Turning Movement Peak Hour Data Plot (12:00 PM)

City of Lloydminster
4420-50 Avenue

Lloydminster, Alberta, Canada T9V 0W2
(780) 875-6184 waguinaldo@lloydminster.ca

Count Name: 44 Street and 40 Avenue
Site Code: 4440
Start Date: 06/04/2025

Turning Movement Peak Hour Data (4:15 PM)

Start Time	Southbound Approach						Westbound Approach						Northbound Approach						Eastbound Approach						
	Southbound						Westbound						Northbound						Eastbound						
	Right	Thru	Left	U-Turn	Peds	App. Total	Right	Thru	Left	U-Turn	Peds	App. Total	Right	Thru	Left	U-Turn	Peds	App. Total	Right	Thru	Left	U-Turn	Peds	App. Total	Int. Total
4:15 PM	17	49	27	0	0	93	26	78	28	0	0	132	19	27	48	0	0	94	11	72	22	0	0	105	424
4:30 PM	20	45	38	0	0	103	23	110	39	0	0	172	18	24	44	0	0	86	9	82	10	0	0	101	462
4:45 PM	14	44	31	0	0	89	20	78	30	0	0	128	29	25	47	0	0	101	14	83	11	0	0	108	426
5:00 PM	26	66	31	0	0	123	38	131	45	0	0	214	25	36	41	0	0	102	19	93	11	1	1	124	563
Total	77	204	127	0	0	408	107	397	142	0	0	646	91	112	180	0	0	383	53	330	54	1	1	438	1875
Approach %	18.9	50.0	31.1	0.0	-	-	16.6	61.5	22.0	0.0	-	-	23.8	29.2	47.0	0.0	-	-	12.1	75.3	12.3	0.2	-	-	-
Total %	4.1	10.9	6.8	0.0	-	21.8	5.7	21.2	7.6	0.0	-	34.5	4.9	6.0	9.6	0.0	-	20.4	2.8	17.6	2.9	0.1	-	23.4	-
PHF	0.740	0.773	0.836	0.000	-	0.829	0.704	0.758	0.789	0.000	-	0.755	0.784	0.778	0.938	0.000	-	0.939	0.697	0.887	0.614	0.250	-	0.883	0.833
Lights	73	191	113	0	-	377	86	345	136	0	-	567	86	94	177	0	-	357	51	283	44	1	-	379	1680
% Lights	94.8	93.6	89.0	-	-	92.4	80.4	86.9	95.8	-	-	87.8	94.5	83.9	98.3	-	-	93.2	96.2	85.8	81.5	100.0	-	86.5	89.6
Mediums	4	4	5	0	-	13	8	12	5	0	-	25	0	11	0	0	-	11	2	6	8	0	-	16	65
% Mediums	5.2	2.0	3.9	-	-	3.2	7.5	3.0	3.5	-	-	3.9	0.0	9.8	0.0	-	-	2.9	3.8	1.8	14.8	0.0	-	3.7	3.5
Articulated Trucks	0	9	9	0	-	18	13	40	1	0	-	54	5	7	3	0	-	15	0	41	2	0	-	43	130
% Articulated Trucks	0.0	4.4	7.1	-	-	4.4	12.1	10.1	0.7	-	-	8.4	5.5	6.3	1.7	-	-	3.9	0.0	12.4	3.7	0.0	-	9.8	6.9
Bicycles on Crosswalk	-	-	-	-	0	-	-	-	-	-	0	-	-	-	-	-	0	-	-	-	-	-	1	-	-
% Bicycles on Crosswalk	-	-	-	-	-	-	-	-	-	-	-	-	-	-	-	-	-	-	-	-	-	-	100.0	-	-
Pedestrians	-	-	-	-	0	-	-	-	-	-	0	-	-	-	-	-	0	-	-	-	-	-	0	-	-
% Pedestrians	-	-	-	-	-	-	-	-	-	-	-	-	-	-	-	-	-	-	-	-	-	-	0.0	-	-

City of Lloydminster
4420-50 Avenue

Lloydminster, Alberta, Canada T9V 0W2
(780) 875-6184 waguinaldo@lloydminster.ca

Count Name: 44 Street and 40 Avenue
Site Code: 4440
Start Date: 06/04/2025

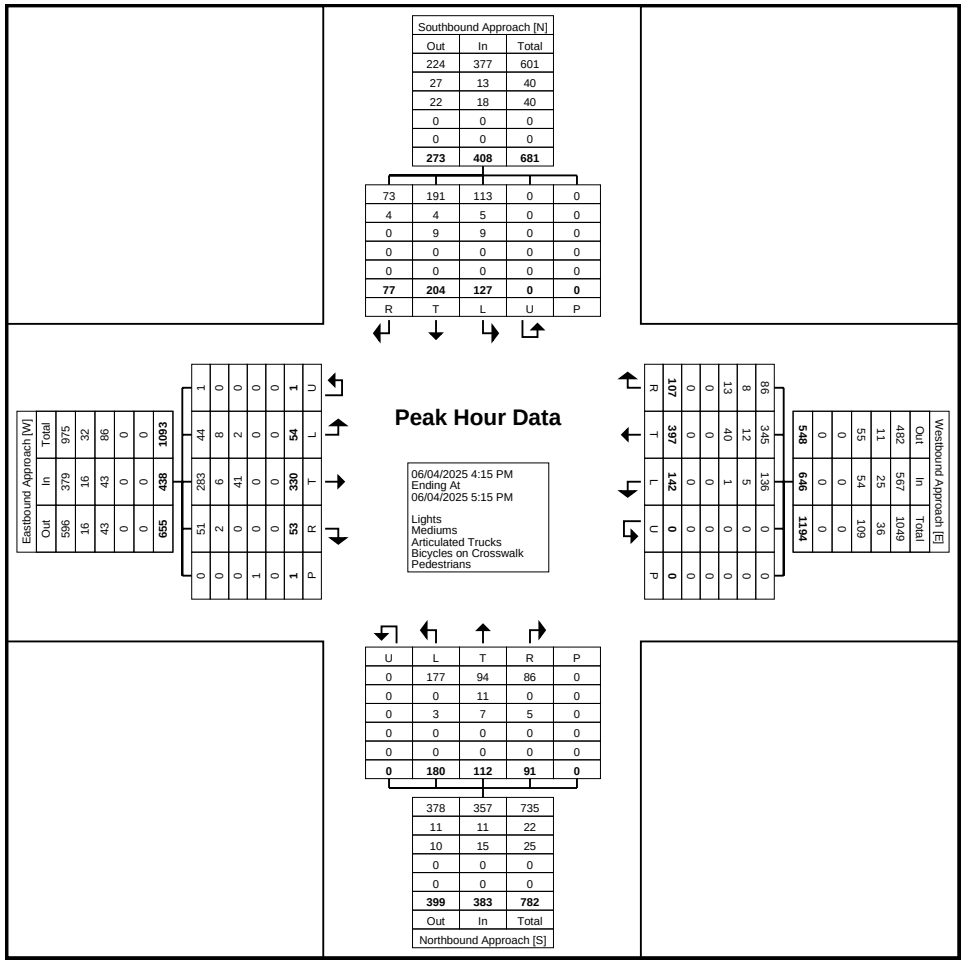

Turning Movement Peak Hour Data Plot (4:15 PM)

City of Lloydminster
4420-50 Avenue

Lloydminster, Alberta, Canada T9V 0W2
(780) 875-6184 waguinaldo@lloydminster.ca

Count Name: 44 Street and 49 Avenue
Site Code: 4449
Start Date: 06/04/2025

Turning Movement Data

Start Time	Southbound Approach						Westbound Approach						Northbound Approach						Eastbound Approach						
	Southbound						Westbound						Northbound						Eastbound						
	Right	Thru	Left	U-Turn	Peds	App. Total	Right	Thru	Left	U-Turn	Peds	App. Total	Right	Thru	Left	U-Turn	Peds	App. Total	Right	Thru	Left	U-Turn	Peds	App. Total	Int. Total
7:00 AM	6	2	0	0	0	8	5	63	2	0	0	70	2	8	0	0	0	10	2	81	5	0	0	88	176
7:15 AM	8	2	2	0	0	12	5	72	3	0	0	80	1	18	2	0	0	21	3	85	7	0	0	95	208
7:30 AM	12	1	5	0	0	18	4	96	2	0	0	102	5	30	2	0	0	37	3	96	14	0	0	113	270
7:45 AM	10	6	5	0	0	21	13	138	11	0	0	162	7	61	8	0	0	76	1	116	37	0	0	154	413
Hourly Total	36	11	12	0	0	59	27	369	18	0	0	414	15	117	12	0	0	144	9	378	63	0	0	450	1067
8:00 AM	7	8	4	0	0	19	7	103	7	0	0	117	4	24	9	0	0	37	6	91	25	0	0	122	295
8:15 AM	12	11	3	0	1	26	8	98	9	0	1	115	9	31	6	0	1	46	5	114	21	0	0	140	327
8:30 AM	21	18	4	0	0	43	5	123	3	0	0	131	5	19	3	0	0	27	2	97	21	0	1	120	321
8:45 AM	22	7	6	0	0	35	2	126	7	0	1	135	4	31	3	0	0	38	3	99	22	0	1	124	332
Hourly Total	62	44	17	0	1	123	22	450	26	0	2	498	22	105	21	0	1	148	16	401	89	0	2	506	1275
*** BREAK ***	-	-	-	-	-	-	-	-	-	-	-	-	-	-	-	-	-	-	-	-	-	-	-	-	-
11:30 AM	28	13	7	0	0	48	11	147	8	0	1	166	7	11	4	0	1	22	12	116	7	0	0	135	371
11:45 AM	31	20	10	0	0	61	5	127	6	0	1	138	8	17	3	0	5	28	14	113	27	0	0	154	381
Hourly Total	59	33	17	0	0	109	16	274	14	0	2	304	15	28	7	0	6	50	26	229	34	0	0	289	752
12:00 PM	30	48	11	0	0	89	8	178	18	0	0	204	8	16	10	0	2	34	7	124	20	0	0	151	478
12:15 PM	37	22	11	0	1	70	10	138	4	0	0	152	10	16	10	0	0	36	11	132	26	0	0	169	427
12:30 PM	31	22	9	0	0	62	10	131	8	0	0	149	9	18	6	0	0	33	6	137	14	0	1	157	401
12:45 PM	29	19	8	0	1	56	3	145	14	0	0	162	4	42	13	0	1	59	3	146	24	0	1	173	450
Hourly Total	127	111	39	0	2	277	31	592	44	0	0	667	31	92	39	0	3	162	27	539	84	0	2	650	1756
1:00 PM	30	18	13	0	0	61	5	129	6	0	0	140	9	34	12	0	2	55	13	131	24	0	0	168	424
1:15 PM	29	6	4	0	0	39	4	100	7	0	1	111	2	23	5	0	1	30	4	118	16	0	0	138	318
*** BREAK ***	-	-	-	-	-	-	-	-	-	-	-	-	-	-	-	-	-	-	-	-	-	-	-	-	-
Hourly Total	59	24	17	0	0	100	9	229	13	0	1	251	11	57	17	0	3	85	17	249	40	0	0	306	742
4:00 PM	28	32	8	0	0	68	11	188	12	0	3	211	7	14	7	0	0	28	9	128	27	0	0	164	471
4:15 PM	26	25	11	0	0	62	14	171	10	0	1	195	6	20	8	0	0	34	8	145	20	0	0	173	464
4:30 PM	47	35	7	0	0	89	9	215	6	0	3	230	4	26	3	0	0	33	10	161	22	0	0	193	545
4:45 PM	26	40	9	0	0	75	7	178	8	0	0	193	9	23	7	0	1	39	6	176	22	0	2	204	511
Hourly Total	127	132	35	0	0	294	41	752	36	0	7	829	26	83	25	0	1	134	33	610	91	0	2	734	1991
5:00 PM	33	53	10	0	0	96	3	214	16	0	1	233	14	16	11	0	2	41	11	170	16	0	0	197	567
5:15 PM	33	40	17	0	0	90	6	122	11	0	3	139	10	26	5	0	1	41	11	195	34	0	0	240	510
5:30 PM	28	20	8	0	1	56	5	148	9	0	0	162	10	20	3	0	2	33	6	174	24	0	2	204	455
5:45 PM	29	24	3	0	0	56	5	147	7	0	0	159	9	15	6	0	4	30	9	163	25	0	1	197	442
Hourly Total	123	137	38	0	1	298	19	631	43	0	4	693	43	77	25	0	9	145	37	702	99	0	3	838	1974
Grand Total	593	492	175	0	4	1260	165	3297	194	0	16	3656	163	559	146	0	23	868	165	3108	500	0	9	3773	9557
Approach %	47.1	39.0	13.9	0.0	-	-	4.5	90.2	5.3	0.0	-	-	18.8	64.4	16.8	0.0	-	-	4.4	82.4	13.3	0.0	-	-	-

Total %	6.2	5.1	1.8	0.0	-	13.2	1.7	34.5	2.0	0.0	-	38.3	1.7	5.8	1.5	0.0	-	9.1	1.7	32.5	5.2	0.0	-	39.5	-
Lights	584	492	172	0	-	1248	162	2971	192	0	-	3325	160	555	142	0	-	857	164	2800	490	0	-	3454	8884
% Lights	98.5	100.0	98.3	-	-	99.0	98.2	90.1	99.0	-	-	90.9	98.2	99.3	97.3	-	-	98.7	99.4	90.1	98.0	-	-	91.5	93.0
Mediums	8	0	2	0	-	10	2	87	2	0	-	91	3	3	4	0	-	10	1	77	10	0	-	88	199
% Mediums	1.3	0.0	1.1	-	-	0.8	1.2	2.6	1.0	-	-	2.5	1.8	0.5	2.7	-	-	1.2	0.6	2.5	2.0	-	-	2.3	2.1
Articulated Trucks	1	0	1	0	-	2	1	239	0	0	-	240	0	1	0	0	-	1	0	231	0	0	-	231	474
% Articulated Trucks	0.2	0.0	0.6	-	-	0.2	0.6	7.2	0.0	-	-	6.6	0.0	0.2	0.0	-	-	0.1	0.0	7.4	0.0	-	-	6.1	5.0
Bicycles on Crosswalk	-	-	-	-	0	-	-	-	-	-	5	-	-	-	-	-	3	-	-	-	-	-	1	-	-
% Bicycles on Crosswalk	-	-	-	-	0.0	-	-	-	-	-	31.3	-	-	-	-	-	13.0	-	-	-	-	-	11.1	-	-
Pedestrians	-	-	-	-	4	-	-	-	-	-	11	-	-	-	-	-	20	-	-	-	-	-	8	-	-
% Pedestrians	-	-	-	-	100.0	-	-	-	-	-	68.8	-	-	-	-	-	87.0	-	-	-	-	-	88.9	-	-

City of Lloydminster
4420-50 Avenue

Lloydminster, Alberta, Canada T9V 0W2
(780) 875-6184 waguinaldo@lloydminster.ca

Count Name: 44 Street and 49 Avenue
Site Code: 4449
Start Date: 06/04/2025

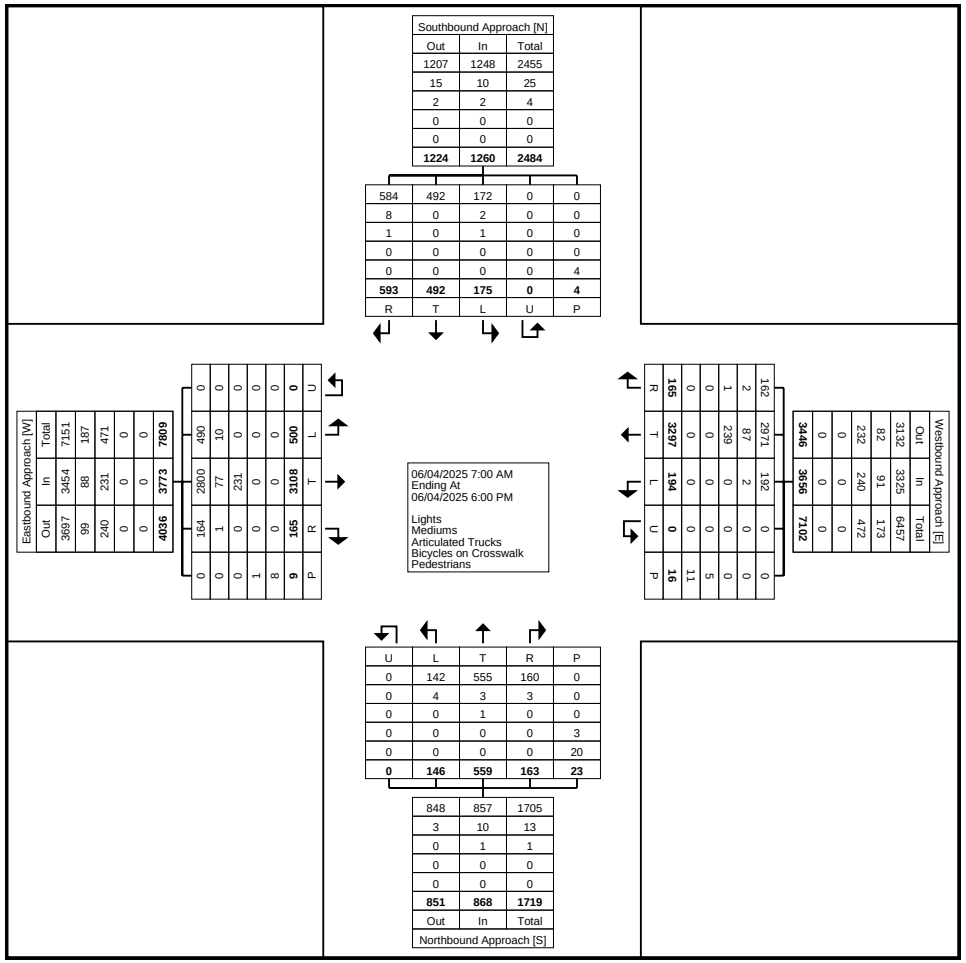

Turning Movement Data Plot

City of Lloydminster
4420-50 Avenue

Lloydminster, Alberta, Canada T9V 0W2
(780) 875-6184 waguinaldo@lloydminster.ca

Count Name: 44 Street and 49 Avenue
Site Code: 4449
Start Date: 06/04/2025

Turning Movement Peak Hour Data (7:45 AM)

Start Time	Southbound Approach						Westbound Approach						Northbound Approach						Eastbound Approach						
	Southbound						Westbound						Northbound						Eastbound						
	Right	Thru	Left	U-Turn	Peds	App. Total	Right	Thru	Left	U-Turn	Peds	App. Total	Right	Thru	Left	U-Turn	Peds	App. Total	Right	Thru	Left	U-Turn	Peds	App. Total	Int. Total
7:45 AM	10	6	5	0	0	21	13	138	11	0	0	162	7	61	8	0	0	76	1	116	37	0	0	154	413
8:00 AM	7	8	4	0	0	19	7	103	7	0	0	117	4	24	9	0	0	37	6	91	25	0	0	122	295
8:15 AM	12	11	3	0	1	26	8	98	9	0	1	115	9	31	6	0	1	46	5	114	21	0	0	140	327
8:30 AM	21	18	4	0	0	43	5	123	3	0	0	131	5	19	3	0	0	27	2	97	21	0	1	120	321
Total	50	43	16	0	1	109	33	462	30	0	1	525	25	135	26	0	1	186	14	418	104	0	1	536	1356
Approach %	45.9	39.4	14.7	0.0	-	-	6.3	88.0	5.7	0.0	-	-	13.4	72.6	14.0	0.0	-	-	2.6	78.0	19.4	0.0	-	-	-
Total %	3.7	3.2	1.2	0.0	-	8.0	2.4	34.1	2.2	0.0	-	38.7	1.8	10.0	1.9	0.0	-	13.7	1.0	30.8	7.7	0.0	-	39.5	-
PHF	0.595	0.597	0.800	0.000	-	0.634	0.635	0.837	0.682	0.000	-	0.810	0.694	0.553	0.722	0.000	-	0.612	0.583	0.901	0.703	0.000	-	0.870	0.821
Lights	50	43	16	0	-	109	33	414	30	0	-	477	23	135	23	0	-	181	14	366	103	0	-	483	1250
% Lights	100.0	100.0	100.0	-	-	100.0	100.0	89.6	100.0	-	-	90.9	92.0	100.0	88.5	-	-	97.3	100.0	87.6	99.0	-	-	90.1	92.2
Mediums	0	0	0	0	-	0	0	15	0	0	-	15	2	0	3	0	-	5	0	22	1	0	-	23	43
% Mediums	0.0	0.0	0.0	-	-	0.0	0.0	3.2	0.0	-	-	2.9	8.0	0.0	11.5	-	-	2.7	0.0	5.3	1.0	-	-	4.3	3.2
Articulated Trucks	0	0	0	0	-	0	0	33	0	0	-	33	0	0	0	0	-	0	0	30	0	0	-	30	63
% Articulated Trucks	0.0	0.0	0.0	-	-	0.0	0.0	7.1	0.0	-	-	6.3	0.0	0.0	0.0	-	-	0.0	0.0	7.2	0.0	-	-	5.6	4.6
Bicycles on Crosswalk	-	-	-	-	0	-	-	-	-	-	1	-	-	-	-	-	0	-	-	-	-	-	1	-	-
% Bicycles on Crosswalk	-	-	-	-	0.0	-	-	-	-	-	100.0	-	-	-	-	-	0.0	-	-	-	-	-	100.0	-	-
Pedestrians	-	-	-	-	1	-	-	-	-	-	0	-	-	-	-	-	1	-	-	-	-	-	0	-	-
% Pedestrians	-	-	-	-	100.0	-	-	-	-	-	0.0	-	-	-	-	-	100.0	-	-	-	-	-	0.0	-	-

City of Lloydminster
4420-50 Avenue

Lloydminster, Alberta, Canada T9V 0W2
(780) 875-6184 waguinaldo@lloydminster.ca

Count Name: 44 Street and 49 Avenue
Site Code: 4449
Start Date: 06/04/2025

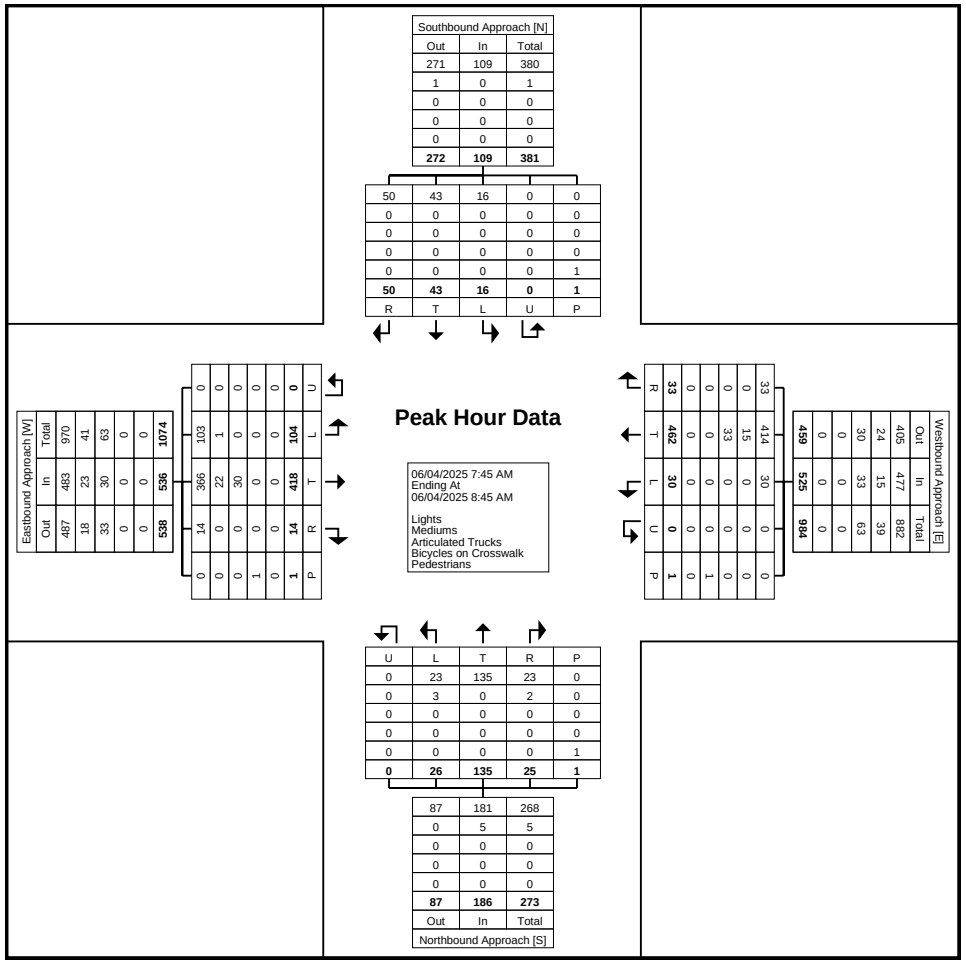

Turning Movement Peak Hour Data Plot (7:45 AM)

City of Lloydminster
4420-50 Avenue

Lloydminster, Alberta, Canada T9V 0W2
(780) 875-6184 waguinaldo@lloydminster.ca

Count Name: 44 Street and 49 Avenue
Site Code: 4449
Start Date: 06/04/2025

Turning Movement Peak Hour Data (12:00 PM)

Start Time	Southbound Approach						Westbound Approach						Northbound Approach						Eastbound Approach						
	Southbound						Westbound						Northbound						Eastbound						
	Right	Thru	Left	U-Turn	Peds	App. Total	Right	Thru	Left	U-Turn	Peds	App. Total	Right	Thru	Left	U-Turn	Peds	App. Total	Right	Thru	Left	U-Turn	Peds	App. Total	Int. Total
12:00 PM	30	48	11	0	0	89	8	178	18	0	0	204	8	16	10	0	2	34	7	124	20	0	0	151	478
12:15 PM	37	22	11	0	1	70	10	138	4	0	0	152	10	16	10	0	0	36	11	132	26	0	0	169	427
12:30 PM	31	22	9	0	0	62	10	131	8	0	0	149	9	18	6	0	0	33	6	137	14	0	1	157	401
12:45 PM	29	19	8	0	1	56	3	145	14	0	0	162	4	42	13	0	1	59	3	146	24	0	1	173	450
Total	127	111	39	0	2	277	31	592	44	0	0	667	31	92	39	0	3	162	27	539	84	0	2	650	1756
Approach %	45.8	40.1	14.1	0.0	-	-	4.6	88.8	6.6	0.0	-	-	19.1	56.8	24.1	0.0	-	-	4.2	82.9	12.9	0.0	-	-	-
Total %	7.2	6.3	2.2	0.0	-	15.8	1.8	33.7	2.5	0.0	-	38.0	1.8	5.2	2.2	0.0	-	9.2	1.5	30.7	4.8	0.0	-	37.0	-
PHF	0.858	0.578	0.886	0.000	-	0.778	0.775	0.831	0.611	0.000	-	0.817	0.775	0.548	0.750	0.000	-	0.686	0.614	0.923	0.808	0.000	-	0.939	0.918
Lights	125	111	39	0	-	275	30	539	43	0	-	612	31	92	39	0	-	162	27	493	81	0	-	601	1650
% Lights	98.4	100.0	100.0	-	-	99.3	96.8	91.0	97.7	-	-	91.8	100.0	100.0	100.0	-	-	100.0	100.0	91.5	96.4	-	-	92.5	94.0
Mediums	2	0	0	0	-	2	1	9	1	0	-	11	0	0	0	0	-	0	0	8	3	0	-	11	24
% Mediums	1.6	0.0	0.0	-	-	0.7	3.2	1.5	2.3	-	-	1.6	0.0	0.0	0.0	-	-	0.0	0.0	1.5	3.6	-	-	1.7	1.4
Articulated Trucks	0	0	0	0	-	0	0	44	0	0	-	44	0	0	0	0	-	0	0	38	0	0	-	38	82
% Articulated Trucks	0.0	0.0	0.0	-	-	0.0	0.0	7.4	0.0	-	-	6.6	0.0	0.0	0.0	-	-	0.0	0.0	7.1	0.0	-	-	5.8	4.7
Bicycles on Crosswalk	-	-	-	-	0	-	-	-	-	-	0	-	-	-	-	-	0	-	-	-	-	-	0	-	-
% Bicycles on Crosswalk	-	-	-	-	0.0	-	-	-	-	-	-	-	-	-	-	-	0.0	-	-	-	-	-	0.0	-	-
Pedestrians	-	-	-	-	2	-	-	-	-	-	0	-	-	-	-	-	3	-	-	-	-	-	2	-	-
% Pedestrians	-	-	-	-	100.0	-	-	-	-	-	-	-	-	-	-	-	100.0	-	-	-	-	-	100.0	-	-

City of Lloydminster
4420-50 Avenue

Lloydminster, Alberta, Canada T9V 0W2
(780) 875-6184 waguinaldo@lloydminster.ca

Count Name: 44 Street and 49 Avenue
Site Code: 4449
Start Date: 06/04/2025
Page No: 7

Peak Hour Data

06/04/2025 12:00 PM
Ending At
06/04/2025 1:00 PM

Lights
Mediums
Articulated Trucks
Bicycles on Crosswalk
Pedestrians

Southbound Approach [N]

Out	In	Total
203	275	478
4	2	6
0	0	0
0	0	0
0	0	0
207	**277**	**484**

R	T	L	U	P
125	111	39	0	0
2	0	0	0	0
0	0	0	0	0
0	0	0	0	0
0	0	0	0	2
127	**111**	**39**	**0**	**2**

Eastbound Approach [W]

Out	In	Total
703	601	1304
11	11	22
44	38	82
0	0	0
0	0	0
758	**650**	**1408**

U	L	T	R	P
0	81	493	27	0
0	3	8	0	0
0	0	38	0	0
0	0	0	0	0
0	0	0	0	2
0	**84**	**539**	**27**	**2**

Westbound Approach [E]

R	T	L	U	P
30	539	43	0	0
1	9	1	0	0
0	44	0	0	0
0	0	0	0	0
0	0	0	0	0
31	**592**	**44**	**0**	**0**

Out	In	Total
563	612	1175
8	11	19
38	44	82
0	0	0
0	0	0
609	**667**	**1276**

Northbound Approach [S]

U	L	T	R	P
0	39	92	31	0
0	0	0	0	0
0	0	0	0	0
0	0	0	0	0
0	0	0	0	3
0	**39**	**92**	**31**	**3**

Out	In	Total
181	162	343
1	0	1
0	0	0
0	0	0
0	0	0
182	**162**	**344**

Turning Movement Peak Hour Data Plot (12:00 PM)

City of Lloydminster
4420-50 Avenue

Lloydminster, Alberta, Canada T9V 0W2
(780) 875-6184 waguinaldo@lloydminster.ca

Count Name: 44 Street and 49 Avenue
Site Code: 4449
Start Date: 06/04/2025

Turning Movement Peak Hour Data (4:30 PM)

Start Time	Southbound Approach						Westbound Approach						Northbound Approach						Eastbound Approach						
	Southbound						Westbound						Northbound						Eastbound						
	Right	Thru	Left	U-Turn	Peds	App. Total	Right	Thru	Left	U-Turn	Peds	App. Total	Right	Thru	Left	U-Turn	Peds	App. Total	Right	Thru	Left	U-Turn	Peds	App. Total	Int. Total
4:30 PM	47	35	7	0	0	89	9	215	6	0	3	230	4	26	3	0	0	33	10	161	22	0	0	193	545
4:45 PM	26	40	9	0	0	75	7	178	8	0	0	193	9	23	7	0	1	39	6	176	22	0	2	204	511
5:00 PM	33	53	10	0	0	96	3	214	16	0	1	233	14	16	11	0	2	41	11	170	16	0	0	197	567
5:15 PM	33	40	17	0	0	90	6	122	11	0	3	139	10	26	5	0	1	41	11	195	34	0	0	240	510
Total	139	168	43	0	0	350	25	729	41	0	7	795	37	91	26	0	4	154	38	702	94	0	2	834	2133
Approach %	39.7	48.0	12.3	0.0	-	-	3.1	91.7	5.2	0.0	-	-	24.0	59.1	16.9	0.0	-	-	4.6	84.2	11.3	0.0	-	-	-
Total %	6.5	7.9	2.0	0.0	-	16.4	1.2	34.2	1.9	0.0	-	37.3	1.7	4.3	1.2	0.0	-	7.2	1.8	32.9	4.4	0.0	-	39.1	-
PHF	0.739	0.792	0.632	0.000	-	0.911	0.694	0.848	0.641	0.000	-	0.853	0.661	0.875	0.591	0.000	-	0.939	0.864	0.900	0.691	0.000	-	0.869	0.940
Lights	138	168	42	0	-	348	25	677	41	0	-	743	37	90	26	0	-	153	38	645	93	0	-	776	2020
% Lights	99.3	100.0	97.7	-	-	99.4	100.0	92.9	100.0	-	-	93.5	100.0	98.9	100.0	-	-	99.4	100.0	91.9	98.9	-	-	93.0	94.7
Mediums	1	0	0	0	-	1	0	12	0	0	-	12	0	0	0	0	-	0	0	8	1	0	-	9	22
% Mediums	0.7	0.0	0.0	-	-	0.3	0.0	1.6	0.0	-	-	1.5	0.0	0.0	0.0	-	-	0.0	0.0	1.1	1.1	-	-	1.1	1.0
Articulated Trucks	0	0	1	0	-	1	0	40	0	0	-	40	0	1	0	0	-	1	0	49	0	0	-	49	91
% Articulated Trucks	0.0	0.0	2.3	-	-	0.3	0.0	5.5	0.0	-	-	5.0	0.0	1.1	0.0	-	-	0.6	0.0	7.0	0.0	-	-	5.9	4.3
Bicycles on Crosswalk	-	-	-	-	0	-	-	-	-	-	3	-	-	-	-	-	1	-	-	-	-	-	0	-	-
% Bicycles on Crosswalk	-	-	-	-	-	-	-	-	-	-	42.9	-	-	-	-	-	25.0	-	-	-	-	-	0.0	-	-
Pedestrians	-	-	-	-	0	-	-	-	-	-	4	-	-	-	-	-	3	-	-	-	-	-	2	-	-
% Pedestrians	-	-	-	-	-	-	-	-	-	-	57.1	-	-	-	-	-	75.0	-	-	-	-	-	100.0	-	-

City of Lloydminster
4420-50 Avenue

Lloydminster, Alberta, Canada T9V 0W2
(780) 875-6184 waguinaldo@lloydminster.ca

Count Name: 44 Street and 49 Avenue
Site Code: 4449
Start Date: 06/04/2025

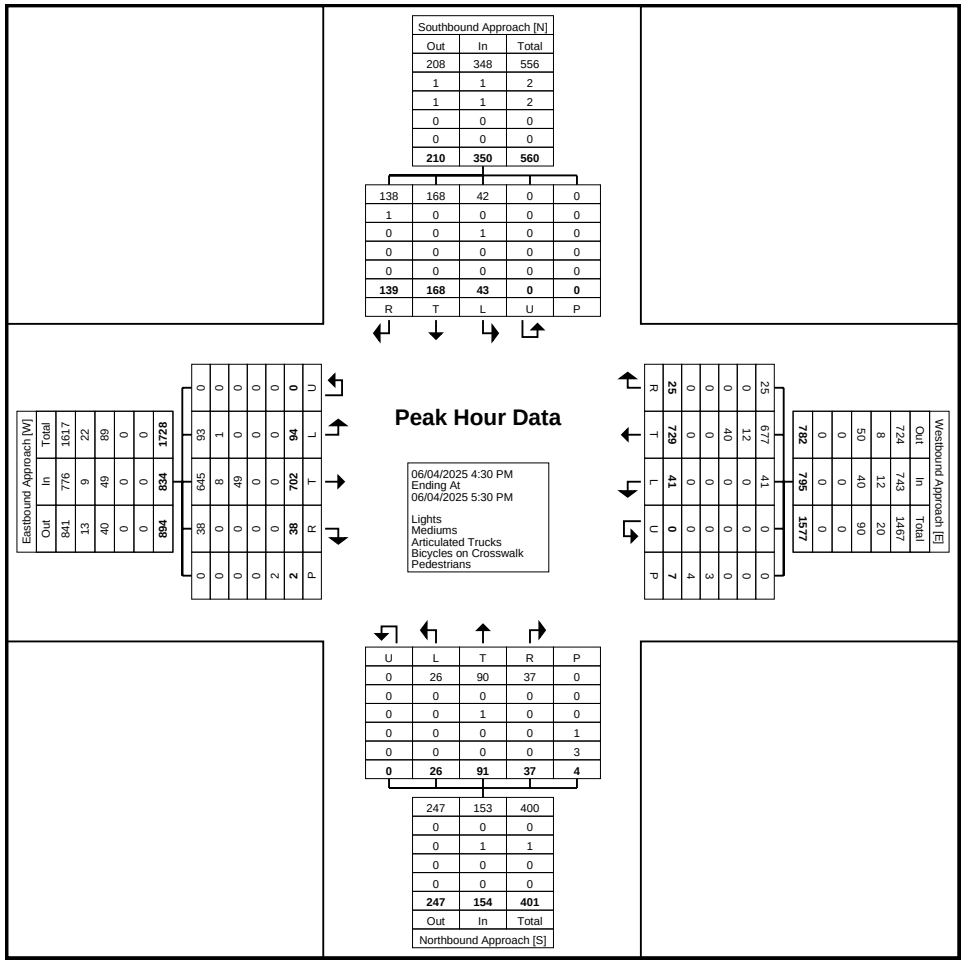

Turning Movement Peak Hour Data Plot (4:30 PM)

City of Lloydminster
4420-50 Avenue

Lloydminster, Alberta, Canada T9V 0W2
(780) 875-6184 waguinaldo@lloydminster.ca

Count Name: 44 Street and 50 Avenue
Site Code: 4450
Start Date: 06/05/2025

Turning Movement Data

Start Time	Southbound Approach						Westbound Approach						Northbound Approach						Eastbound Approach						
	Southbound						Westbound						Northbound						Eastbound						
	Right	Thru	Left	U-Turn	Peds	App. Total	Right	Thru	Left	U-Turn	Peds	App. Total	Right	Thru	Left	U-Turn	Peds	App. Total	Right	Thru	Left	U-Turn	Peds	App. Total	Int. Total
7:00 AM	4	8	8	0	0	20	4	56	9	0	0	69	13	34	16	0	0	63	8	72	11	0	1	91	243
7:15 AM	5	20	5	0	0	30	3	68	15	0	0	86	15	42	16	0	0	73	2	70	9	0	2	81	270
7:30 AM	5	36	7	0	0	48	3	91	26	0	0	120	20	48	14	0	0	82	14	86	12	0	0	112	362
7:45 AM	6	42	8	0	0	56	12	85	32	0	1	129	31	92	40	0	1	163	13	103	18	0	0	134	482
Hourly Total	20	106	28	0	0	154	22	300	82	0	1	404	79	216	86	0	1	381	37	331	50	0	3	418	1357
8:00 AM	17	40	9	0	0	66	7	98	24	0	0	129	27	53	29	0	0	109	19	102	25	0	0	146	450
8:15 AM	8	42	14	0	0	64	8	90	31	0	0	129	22	61	24	0	0	107	22	91	14	0	1	127	427
8:30 AM	23	60	6	0	0	89	15	96	38	0	0	149	26	48	22	0	0	96	18	97	16	0	0	131	465
8:45 AM	16	56	4	0	0	76	14	89	28	0	1	131	18	55	30	0	2	103	25	113	31	0	0	169	479
Hourly Total	64	198	33	0	0	295	44	373	121	0	1	538	93	217	105	0	2	415	84	403	86	0	1	573	1821
*** BREAK ***	-	-	-	-	-	-	-	-	-	-	-	-	-	-	-	-	-	-	-	-	-	-	-	-	-
11:30 AM	33	64	7	0	2	104	7	108	57	0	5	172	22	60	30	0	6	112	31	127	34	0	2	192	580
11:45 AM	21	70	12	0	0	103	9	121	52	0	0	182	17	53	34	0	0	104	27	119	35	0	1	181	570
Hourly Total	54	134	19	0	2	207	16	229	109	0	5	354	39	113	64	0	6	216	58	246	69	0	3	373	1150
12:00 PM	34	102	11	0	1	147	12	135	56	0	2	203	27	52	30	0	1	109	37	117	40	0	5	194	653
12:15 PM	33	71	13	0	2	117	10	121	51	0	1	182	20	53	24	0	2	97	32	173	36	0	9	241	637
12:30 PM	28	73	8	0	0	109	11	109	38	0	0	158	32	48	34	0	0	114	35	116	49	0	5	200	581
12:45 PM	24	62	11	0	1	97	16	150	41	0	0	207	33	71	29	0	0	133	38	131	51	0	2	220	657
Hourly Total	119	308	43	0	4	470	49	515	186	0	3	750	112	224	117	0	3	453	142	537	176	0	21	855	2528
1:00 PM	28	65	12	0	1	105	12	130	40	0	1	182	23	85	46	0	3	154	26	108	37	0	3	171	612
1:15 PM	24	54	13	0	4	91	9	117	35	0	0	161	34	53	32	0	0	119	29	132	44	0	2	205	576
*** BREAK ***	-	-	-	-	-	-	-	-	-	-	-	-	-	-	-	-	-	-	-	-	-	-	-	-	-
Hourly Total	52	119	25	0	5	196	21	247	75	0	1	343	57	138	78	0	3	273	55	240	81	0	5	376	1188
4:00 PM	26	98	13	0	0	137	10	140	53	0	1	203	20	51	28	0	0	99	44	133	30	0	2	207	646
4:15 PM	21	91	8	0	0	120	15	169	49	0	2	233	33	51	28	0	0	112	33	143	33	1	4	210	675
4:30 PM	27	82	18	0	0	127	12	149	57	0	0	218	32	44	41	0	0	117	41	128	34	0	6	203	665
4:45 PM	34	92	12	0	0	138	6	151	50	0	0	207	25	40	35	1	2	101	44	151	36	0	3	231	677
Hourly Total	108	363	51	0	0	522	43	609	209	0	3	861	110	186	132	1	2	429	162	555	133	1	15	851	2663
5:00 PM	40	93	6	0	2	139	10	186	46	0	0	242	27	35	29	0	1	91	45	144	27	0	4	216	688
5:15 PM	27	94	16	0	1	137	10	121	49	0	0	180	21	50	36	0	2	107	44	164	32	0	2	240	664
5:30 PM	26	65	8	0	1	99	5	151	58	0	0	214	39	42	27	0	2	108	32	175	34	0	2	241	662
5:45 PM	30	59	16	0	1	105	9	128	39	0	0	176	34	53	30	0	2	117	29	128	51	0	1	208	606
Hourly Total	123	311	46	0	5	480	34	586	192	0	0	812	121	180	122	0	7	423	150	611	144	0	9	905	2620
Grand Total	540	1539	245	0	16	2324	229	2859	974	0	14	4062	611	1274	704	1	24	2590	688	2923	739	1	57	4351	13327
Approach %	23.2	66.2	10.5	0.0	-	-	5.6	70.4	24.0	0.0	-	-	23.6	49.2	27.2	0.0	-	-	15.8	67.2	17.0	0.0	-	-	-

Total %	4.1	11.5	1.8	0.0	-	17.4	1.7	21.5	7.3	0.0	-	30.5	4.6	9.6	5.3	0.0	-	19.4	5.2	21.9	5.5	0.0	-	32.6	-
Lights	536	1522	240	0	-	2298	227	2529	954	0	-	3710	592	1264	688	1	-	2545	664	2629	731	1	-	4025	12578
% Lights	99.3	98.9	98.0	-	-	98.9	99.1	88.5	97.9	-	-	91.3	96.9	99.2	97.7	100.0	-	98.3	96.5	89.9	98.9	100.0	-	92.5	94.4
Mediums	4	16	4	0	-	24	2	94	18	0	-	114	9	10	12	0	-	31	15	94	7	0	-	116	285
% Mediums	0.7	1.0	1.6	-	-	1.0	0.9	3.3	1.8	-	-	2.8	1.5	0.8	1.7	0.0	-	1.2	2.2	3.2	0.9	0.0	-	2.7	2.1
Articulated Trucks	0	1	1	0	-	2	0	236	2	0	-	238	10	0	4	0	-	14	9	200	1	0	-	210	464
% Articulated Trucks	0.0	0.1	0.4	-	-	0.1	0.0	8.3	0.2	-	-	5.9	1.6	0.0	0.6	0.0	-	0.5	1.3	6.8	0.1	0.0	-	4.8	3.5
Bicycles on Crosswalk	-	-	-	-	3	-	-	-	-	-	2	-	-	-	-	-	1	-	-	-	-	-	9	-	-
% Bicycles on Crosswalk	-	-	-	-	18.8	-	-	-	-	-	14.3	-	-	-	-	-	4.2	-	-	-	-	-	15.8	-	-
Pedestrians	-	-	-	-	13	-	-	-	-	-	12	-	-	-	-	-	23	-	-	-	-	-	48	-	-
% Pedestrians	-	-	-	-	81.3	-	-	-	-	-	85.7	-	-	-	-	-	95.8	-	-	-	-	-	84.2	-	-

City of Lloydminster
4420-50 Avenue

Lloydminster, Alberta, Canada T9V 0W2
(780) 875-6184 waguinaldo@lloydminster.ca

Count Name: 44 Street and 50 Avenue
Site Code: 4450
Start Date: 06/05/2025

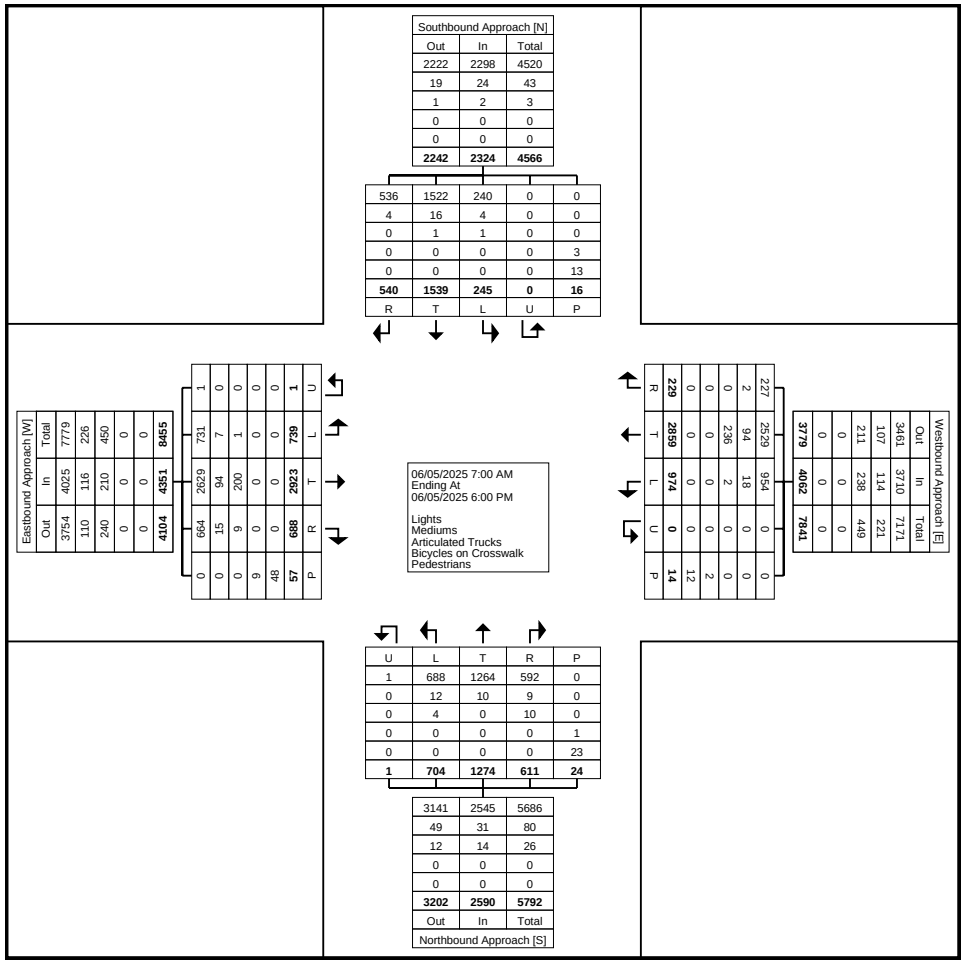

Turning Movement Data Plot

City of Lloydminster
4420-50 Avenue

Lloydminster, Alberta, Canada T9V 0W2
(780) 875-6184 waguinaldo@lloydminster.ca

Count Name: 44 Street and 50 Avenue
Site Code: 4450
Start Date: 06/05/2025

Turning Movement Peak Hour Data (7:45 AM)

Start Time	Southbound Approach						Westbound Approach						Northbound Approach						Eastbound Approach						
	Southbound						Westbound						Northbound						Eastbound						
	Right	Thru	Left	U-Turn	Peds	App. Total	Right	Thru	Left	U-Turn	Peds	App. Total	Right	Thru	Left	U-Turn	Peds	App. Total	Right	Thru	Left	U-Turn	Peds	App. Total	Int. Total
7:45 AM	6	42	8	0	0	56	12	85	32	0	1	129	31	92	40	0	1	163	13	103	18	0	0	134	482
8:00 AM	17	40	9	0	0	66	7	98	24	0	0	129	27	53	29	0	0	109	19	102	25	0	0	146	450
8:15 AM	8	42	14	0	0	64	8	90	31	0	0	129	22	61	24	0	0	107	22	91	14	0	1	127	427
8:30 AM	23	60	6	0	0	89	15	96	38	0	0	149	26	48	22	0	0	96	18	97	16	0	0	131	465
Total	54	184	37	0	0	275	42	369	125	0	1	536	106	254	115	0	1	475	72	393	73	0	1	538	1824
Approach %	19.6	66.9	13.5	0.0	-	-	7.8	68.8	23.3	0.0	-	-	22.3	53.5	24.2	0.0	-	-	13.4	73.0	13.6	0.0	-	-	-
Total %	3.0	10.1	2.0	0.0	-	15.1	2.3	20.2	6.9	0.0	-	29.4	5.8	13.9	6.3	0.0	-	26.0	3.9	21.5	4.0	0.0	-	29.5	-
PHF	0.587	0.767	0.661	0.000	-	0.772	0.700	0.941	0.822	0.000	-	0.899	0.855	0.690	0.719	0.000	-	0.729	0.818	0.954	0.730	0.000	-	0.921	0.946
Lights	53	178	34	0	-	265	41	308	122	0	-	471	102	252	107	0	-	461	60	350	72	0	-	482	1679
% Lights	98.1	96.7	91.9	-	-	96.4	97.6	83.5	97.6	-	-	87.9	96.2	99.2	93.0	-	-	97.1	83.3	89.1	98.6	-	-	89.6	92.1
Mediums	1	6	3	0	-	10	1	23	3	0	-	27	2	2	8	0	-	12	10	19	1	0	-	30	79
% Mediums	1.9	3.3	8.1	-	-	3.6	2.4	6.2	2.4	-	-	5.0	1.9	0.8	7.0	-	-	2.5	13.9	4.8	1.4	-	-	5.6	4.3
Articulated Trucks	0	0	0	0	-	0	0	38	0	0	-	38	2	0	0	0	-	2	2	24	0	0	-	26	66
% Articulated Trucks	0.0	0.0	0.0	-	-	0.0	0.0	10.3	0.0	-	-	7.1	1.9	0.0	0.0	-	-	0.4	2.8	6.1	0.0	-	-	4.8	3.6
Bicycles on Crosswalk	-	-	-	-	0	-	-	-	-	-	0	-	-	-	-	-	0	-	-	-	-	-	0	-	-
% Bicycles on Crosswalk	-	-	-	-	-	-	-	-	-	-	0.0	-	-	-	-	-	0.0	-	-	-	-	-	0.0	-	-
Pedestrians	-	-	-	-	0	-	-	-	-	-	1	-	-	-	-	-	1	-	-	-	-	-	1	-	-
% Pedestrians	-	-	-	-	-	-	-	-	-	-	100.0	-	-	-	-	-	100.0	-	-	-	-	-	100.0	-	-

City of Lloydminster
4420-50 Avenue

Lloydminster, Alberta, Canada T9V 0W2
(780) 875-6184 waguinaldo@lloydminster.ca

Count Name: 44 Street and 50 Avenue
Site Code: 4450
Start Date: 06/05/2025

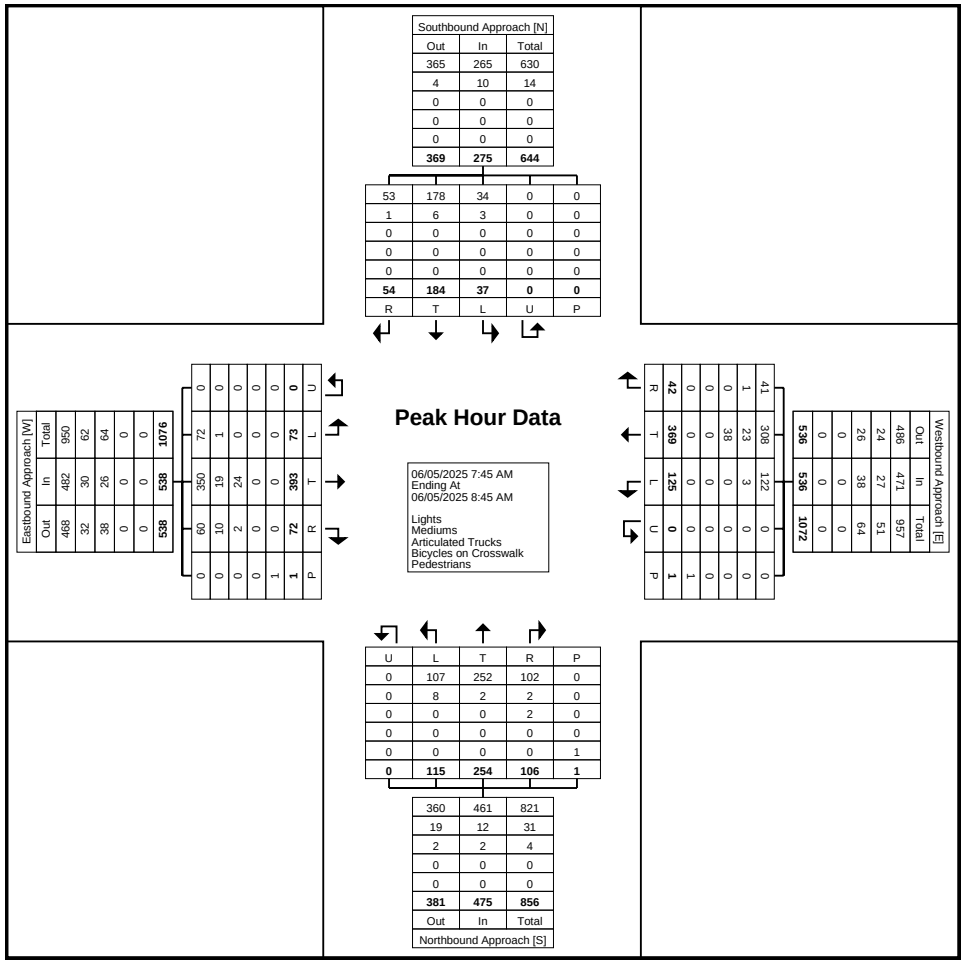

Turning Movement Peak Hour Data Plot (7:45 AM)

City of Lloydminster
4420-50 Avenue

Lloydminster, Alberta, Canada T9V 0W2
(780) 875-6184 waguinaldo@lloydminster.ca

Count Name: 44 Street and 50 Avenue
Site Code: 4450
Start Date: 06/05/2025

Turning Movement Peak Hour Data (12:00 PM)

Start Time	Southbound Approach						Westbound Approach						Northbound Approach						Eastbound Approach						
	Southbound						Westbound						Northbound						Eastbound						
	Right	Thru	Left	U-Turn	Peds	App. Total	Right	Thru	Left	U-Turn	Peds	App. Total	Right	Thru	Left	U-Turn	Peds	App. Total	Right	Thru	Left	U-Turn	Peds	App. Total	Int. Total
12:00 PM	34	102	11	0	1	147	12	135	56	0	2	203	27	52	30	0	1	109	37	117	40	0	5	194	653
12:15 PM	33	71	13	0	2	117	10	121	51	0	1	182	20	53	24	0	2	97	32	173	36	0	9	241	637
12:30 PM	28	73	8	0	0	109	11	109	38	0	0	158	32	48	34	0	0	114	35	116	49	0	5	200	581
12:45 PM	24	62	11	0	1	97	16	150	41	0	0	207	33	71	29	0	0	133	38	131	51	0	2	220	657
Total	119	308	43	0	4	470	49	515	186	0	3	750	112	224	117	0	3	453	142	537	176	0	21	855	2528
Approach %	25.3	65.5	9.1	0.0	-	-	6.5	68.7	24.8	0.0	-	-	24.7	49.4	25.8	0.0	-	-	16.6	62.8	20.6	0.0	-	-	-
Total %	4.7	12.2	1.7	0.0	-	18.6	1.9	20.4	7.4	0.0	-	29.7	4.4	8.9	4.6	0.0	-	17.9	5.6	21.2	7.0	0.0	-	33.8	-
PHF	0.875	0.755	0.827	0.000	-	0.799	0.766	0.858	0.830	0.000	-	0.906	0.848	0.789	0.860	0.000	-	0.852	0.934	0.776	0.863	0.000	-	0.887	0.962
Lights	117	304	42	0	-	463	48	457	182	0	-	687	110	222	116	0	-	448	140	480	174	0	-	794	2392
% Lights	98.3	98.7	97.7	-	-	98.5	98.0	88.7	97.8	-	-	91.6	98.2	99.1	99.1	-	-	98.9	98.6	89.4	98.9	-	-	92.9	94.6
Mediums	2	4	0	0	-	6	1	16	3	0	-	20	1	2	1	0	-	4	0	20	2	0	-	22	52
% Mediums	1.7	1.3	0.0	-	-	1.3	2.0	3.1	1.6	-	-	2.7	0.9	0.9	0.9	-	-	0.9	0.0	3.7	1.1	-	-	2.6	2.1
Articulated Trucks	0	0	1	0	-	1	0	42	1	0	-	43	1	0	0	0	-	1	2	37	0	0	-	39	84
% Articulated Trucks	0.0	0.0	2.3	-	-	0.2	0.0	8.2	0.5	-	-	5.7	0.9	0.0	0.0	-	-	0.2	1.4	6.9	0.0	-	-	4.6	3.3
Bicycles on Crosswalk	-	-	-	-	0	-	-	-	-	-	0	-	-	-	-	-	0	-	-	-	-	-	1	-	-
% Bicycles on Crosswalk	-	-	-	-	0.0	-	-	-	-	-	0.0	-	-	-	-	-	0.0	-	-	-	-	-	4.8	-	-
Pedestrians	-	-	-	-	4	-	-	-	-	-	3	-	-	-	-	-	3	-	-	-	-	-	20	-	-
% Pedestrians	-	-	-	-	100.0	-	-	-	-	-	100.0	-	-	-	-	-	100.0	-	-	-	-	-	95.2	-	-

City of Lloydminster
4420-50 Avenue

Lloydminster, Alberta, Canada T9V 0W2
(780) 875-6184 waguinaldo@lloydminster.ca

Count Name: 44 Street and 50 Avenue
Site Code: 4450
Start Date: 06/05/2025

Peak Hour Data

06/05/2025 12:00 PM
Ending At
06/05/2025 1:00 PM

Lights
Mediums
Articulated Trucks
Bicycles on Crosswalk
Pedestrians

Southbound Approach [N]

	Out	In	Total
Lights	444	463	907
Mediums	5	6	11
Articulated Trucks	0	1	1
Bicycles on Crosswalk	0	0	0
Pedestrians	0	0	0
Total	**449**	**470**	**919**

	R	T	L	U	P
Lights	117	304	42	0	0
Mediums	2	4	0	0	0
Articulated Trucks	0	0	1	0	0
Bicycles on Crosswalk	0	0	0	0	0
Pedestrians	0	0	0	0	4
Total	**119**	**308**	**43**	**0**	**4**

Eastbound Approach [W]

	Out	In	Total
Lights	690	794	1484
Mediums	19	22	41
Articulated Trucks	42	39	81
Bicycles on Crosswalk	0	0	0
Pedestrians	0	0	0
Total	**751**	**855**	**1606**

	U	L	T	R	P
Lights	0	174	480	140	0
Mediums	0	2	20	0	0
Articulated Trucks	0	0	37	2	0
Bicycles on Crosswalk	0	0	0	0	1
Pedestrians	0	0	0	0	20
Total	**0**	**176**	**537**	**142**	**21**

Westbound Approach [E]

	Out	In	Total
Lights	632	687	1319
Mediums	21	20	41
Articulated Trucks	39	43	82
Bicycles on Crosswalk	0	0	0
Pedestrians	0	0	0
Total	**692**	**750**	**1442**

	R	T	L	U	P
Lights	48	457	182	0	0
Mediums	1	16	3	0	0
Articulated Trucks	0	42	1	0	0
Bicycles on Crosswalk	0	0	0	0	0
Pedestrians	0	0	0	0	3
Total	**49**	**515**	**186**	**0**	**3**

Northbound Approach [S]

	U	L	T	R	P
Lights	0	116	222	110	0
Mediums	0	1	2	1	0
Articulated Trucks	0	0	0	1	0
Bicycles on Crosswalk	0	0	0	0	0
Pedestrians	0	0	0	0	3
Total	**0**	**117**	**224**	**112**	**3**

	Out	In	Total
Lights	626	448	1074
Mediums	7	4	11
Articulated Trucks	3	1	4
Bicycles on Crosswalk	0	0	0
Pedestrians	0	0	0
Total	**636**	**453**	**1089**

Turning Movement Peak Hour Data Plot (12:00 PM)

City of Lloydminster
4420-50 Avenue

Lloydminster, Alberta, Canada T9V 0W2
(780) 875-6184 waguinaldo@lloydminster.ca

Count Name: 44 Street and 50 Avenue
Site Code: 4450
Start Date: 06/05/2025

Turning Movement Peak Hour Data (4:15 PM)

Start Time	Southbound Approach						Westbound Approach						Northbound Approach						Eastbound Approach						
	Southbound						Westbound						Northbound						Eastbound						
	Right	Thru	Left	U-Turn	Peds	App. Total	Right	Thru	Left	U-Turn	Peds	App. Total	Right	Thru	Left	U-Turn	Peds	App. Total	Right	Thru	Left	U-Turn	Peds	App. Total	Int. Total
4:15 PM	21	91	8	0	0	120	15	169	49	0	2	233	33	51	28	0	0	112	33	143	33	1	4	210	675
4:30 PM	27	82	18	0	0	127	12	149	57	0	0	218	32	44	41	0	0	117	41	128	34	0	6	203	665
4:45 PM	34	92	12	0	0	138	6	151	50	0	0	207	25	40	35	1	2	101	44	151	36	0	3	231	677
5:00 PM	40	93	6	0	2	139	10	186	46	0	0	242	27	35	29	0	1	91	45	144	27	0	4	216	688
Total	122	358	44	0	2	524	43	655	202	0	2	900	117	170	133	1	3	421	163	566	130	1	17	860	2705
Approach %	23.3	68.3	8.4	0.0	-	-	4.8	72.8	22.4	0.0	-	-	27.8	40.4	31.6	0.2	-	-	19.0	65.8	15.1	0.1	-	-	-
Total %	4.5	13.2	1.6	0.0	-	19.4	1.6	24.2	7.5	0.0	-	33.3	4.3	6.3	4.9	0.0	-	15.6	6.0	20.9	4.8	0.0	-	31.8	-
PHF	0.763	0.962	0.611	0.000	-	0.942	0.717	0.880	0.886	0.000	-	0.930	0.886	0.833	0.811	0.250	-	0.900	0.906	0.937	0.903	0.250	-	0.931	0.983
Lights	121	355	44	0	-	520	43	592	198	0	-	833	116	168	133	1	-	418	160	524	129	1	-	814	2585
% Lights	99.2	99.2	100.0	-	-	99.2	100.0	90.4	98.0	-	-	92.6	99.1	98.8	100.0	100.0	-	99.3	98.2	92.6	99.2	100.0	-	94.7	95.6
Mediums	1	2	0	0	-	3	0	15	4	0	-	19	1	2	0	0	-	3	2	12	1	0	-	15	40
% Mediums	0.8	0.6	0.0	-	-	0.6	0.0	2.3	2.0	-	-	2.1	0.9	1.2	0.0	0.0	-	0.7	1.2	2.1	0.8	0.0	-	1.7	1.5
Articulated Trucks	0	1	0	0	-	1	0	48	0	0	-	48	0	0	0	0	-	0	1	30	0	0	-	31	80
% Articulated Trucks	0.0	0.3	0.0	-	-	0.2	0.0	7.3	0.0	-	-	5.3	0.0	0.0	0.0	0.0	-	0.0	0.6	5.3	0.0	0.0	-	3.6	3.0
Bicycles on Crosswalk	-	-	-	-	0	-	-	-	-	-	1	-	-	-	-	-	0	-	-	-	-	-	5	-	-
% Bicycles on Crosswalk	-	-	-	-	0.0	-	-	-	-	-	50.0	-	-	-	-	-	0.0	-	-	-	-	-	29.4	-	-
Pedestrians	-	-	-	-	2	-	-	-	-	-	1	-	-	-	-	-	3	-	-	-	-	-	12	-	-
% Pedestrians	-	-	-	-	100.0	-	-	-	-	-	50.0	-	-	-	-	-	100.0	-	-	-	-	-	70.6	-	-

City of Lloydminster
4420-50 Avenue

Lloydminster, Alberta, Canada T9V 0W2
(780) 875-6184 waguinaldo@lloydminster.ca

Count Name: 44 Street and 50 Avenue
Site Code: 4450
Start Date: 06/05/2025

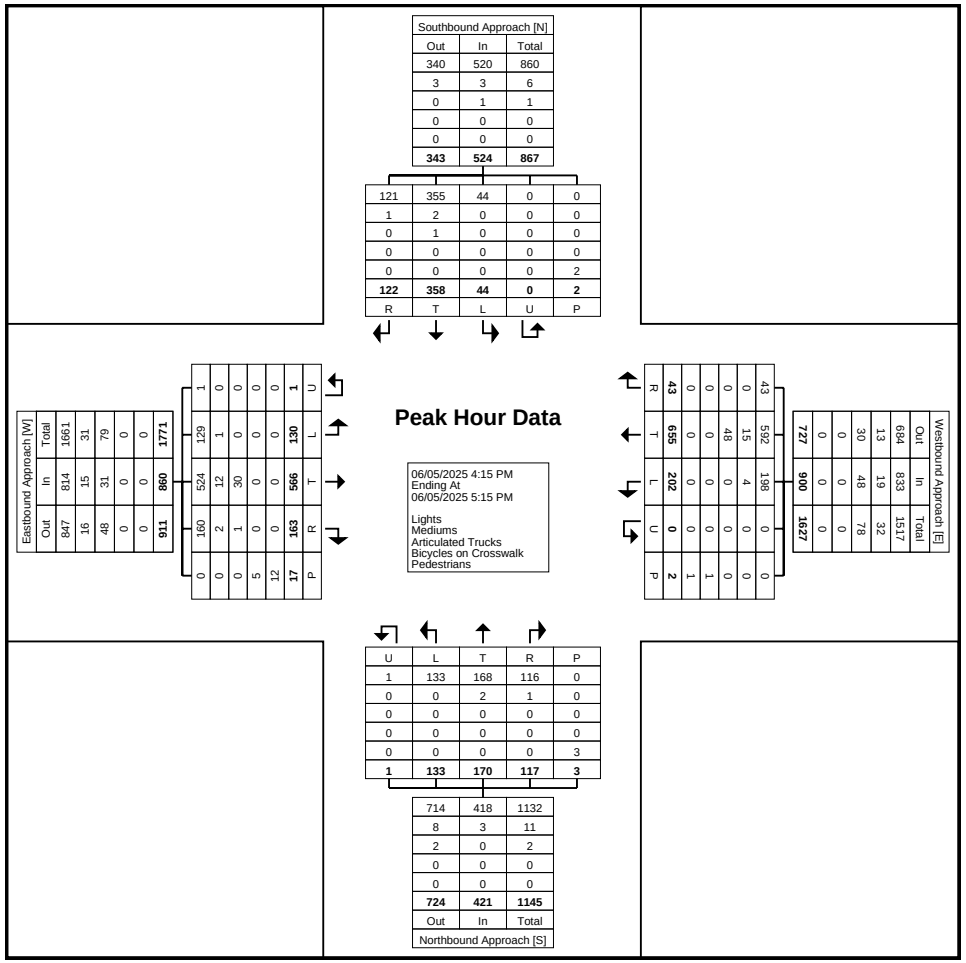

Turning Movement Peak Hour Data Plot (4:15 PM)

City of Lloydminster
4420-50 Avenue

Lloydminster, Alberta, Canada T9V 0W2
(780) 875-6184 waguinaldo@lloydminster.ca

Count Name: 44 Street and 75 Avenue
Site Code: 4475
Start Date: 06/11/2025

Turning Movement Data

Start Time	Southbound Approach						Westbound Approach						Northbound Approach						Eastbound Approach						
	Southbound						Westbound						Northbound						Eastbound						
	Right	Thru	Left	U-Turn	Peds	App. Total	Right	Thru	Left	U-Turn	Peds	App. Total	Right	Thru	Left	U-Turn	Peds	App. Total	Right	Thru	Left	U-Turn	Peds	App. Total	Int. Total
7:00 AM	9	8	1	0	0	18	3	68	9	0	0	80	12	8	19	0	2	39	10	80	16	0	1	106	243
7:15 AM	6	2	2	0	0	10	6	84	10	0	0	100	12	23	24	0	0	59	14	76	17	0	0	107	276
7:30 AM	8	13	4	0	0	25	5	116	15	0	0	136	5	25	31	0	0	61	13	99	21	0	0	133	355
7:45 AM	9	8	3	0	0	20	10	136	21	0	0	167	33	37	41	0	0	111	12	121	20	0	0	153	451
Hourly Total	32	31	10	0	0	73	24	404	55	0	0	483	62	93	115	0	2	270	49	376	74	0	1	499	1325
8:00 AM	8	7	4	0	0	19	3	96	23	0	0	122	22	16	25	0	0	63	12	104	18	0	0	134	338
8:15 AM	12	8	5	0	0	25	3	92	28	0	0	123	29	9	27	0	0	65	8	114	10	0	0	132	345
8:30 AM	13	9	4	0	0	26	8	101	27	0	0	136	10	14	21	0	2	45	11	130	10	1	2	152	359
8:45 AM	12	15	4	0	0	31	9	106	36	0	0	151	22	8	17	0	0	47	11	113	18	0	0	142	371
Hourly Total	45	39	17	0	0	101	23	395	114	0	0	532	83	47	90	0	2	220	42	461	56	1	2	560	1413
*** BREAK ***	-	-	-	-	-	-	-	-	-	-	-	-	-	-	-	-	-	-	-	-	-	-	-	-	-
11:30 AM	20	8	9	0	0	37	3	142	44	0	0	189	38	9	23	0	0	70	19	159	10	0	0	188	484
11:45 AM	11	21	5	0	0	37	4	147	63	0	0	214	29	8	25	0	0	62	23	146	15	0	0	184	497
Hourly Total	31	29	14	0	0	74	7	289	107	0	0	403	67	17	48	0	0	132	42	305	25	0	0	372	981
12:00 PM	20	15	17	0	0	52	4	132	57	0	0	193	32	9	29	0	0	70	18	189	9	0	0	216	531
12:15 PM	13	21	7	0	0	41	4	140	50	0	0	194	34	8	28	0	0	70	28	177	22	0	0	227	532
12:30 PM	16	11	6	0	0	33	6	118	51	0	0	175	34	20	32	0	0	86	24	159	24	0	0	207	501
12:45 PM	13	15	8	0	0	36	7	141	44	0	0	192	34	29	31	0	0	94	20	140	24	0	0	184	506
Hourly Total	62	62	38	0	0	162	21	531	202	0	0	754	134	66	120	0	0	320	90	665	79	0	0	834	2070
1:00 PM	7	15	2	0	2	24	7	129	33	0	2	169	34	19	38	0	0	91	19	149	18	0	0	186	470
1:15 PM	15	3	2	0	0	20	5	133	57	1	0	196	34	16	20	0	0	70	12	175	19	0	0	206	492
*** BREAK ***	-	-	-	-	-	-	-	-	-	-	-	-	-	-	-	-	-	-	-	-	-	-	-	-	-
Hourly Total	22	18	4	0	2	44	12	262	90	1	2	365	68	35	58	0	0	161	31	324	37	0	0	392	962
4:00 PM	15	20	7	0	0	42	2	136	39	0	0	177	26	17	22	0	0	65	28	151	18	0	0	197	481
4:15 PM	22	25	14	0	0	61	2	129	54	0	0	185	27	7	30	0	0	64	14	141	20	1	0	176	486
4:30 PM	17	27	7	0	0	51	3	133	52	0	0	188	33	10	35	0	0	78	19	185	15	0	0	219	536
4:45 PM	20	23	12	0	0	55	7	153	53	0	1	213	28	11	34	1	0	74	18	160	12	0	0	190	532
Hourly Total	74	95	40	0	0	209	14	551	198	0	1	763	114	45	121	1	0	281	79	637	65	1	0	782	2035
5:00 PM	10	34	20	0	0	64	1	176	53	0	0	230	31	12	19	0	0	62	35	182	16	0	0	233	589
5:15 PM	20	43	10	0	0	73	12	148	65	0	0	225	32	19	36	0	0	87	34	198	9	0	0	241	626
5:30 PM	23	13	13	0	0	49	5	143	50	0	0	198	34	5	42	0	1	81	36	179	15	0	1	230	558
5:45 PM	9	20	8	0	0	37	4	129	59	0	0	192	42	12	27	0	0	81	21	160	17	0	0	198	508
Hourly Total	62	110	51	0	0	223	22	596	227	0	0	845	139	48	124	0	1	311	126	719	57	0	1	902	2281
Grand Total	328	384	174	0	2	886	123	3028	993	1	3	4145	667	351	676	1	5	1695	459	3487	393	2	4	4341	11067
Approach %	37.0	43.3	19.6	0.0	-	-	3.0	73.1	24.0	0.0	-	-	39.4	20.7	39.9	0.1	-	-	10.6	80.3	9.1	0.0	-	-	-

Total %	3.0	3.5	1.6	0.0	-	8.0	1.1	27.4	9.0	0.0	-	37.5	6.0	3.2	6.1	0.0	-	15.3	4.1	31.5	3.6	0.0	-	39.2	-
Lights	284	362	168	0	-	814	119	2682	985	1	-	3787	650	328	654	1	-	1633	445	3153	355	2	-	3955	10189
% Lights	86.6	94.3	96.6	-	-	91.9	96.7	88.6	99.2	100.0	-	91.4	97.5	93.4	96.7	100.0	-	96.3	96.9	90.4	90.3	100.0	-	91.1	92.1
Mediums	25	9	5	0	-	39	2	75	8	0	-	85	9	8	6	0	-	23	5	77	22	0	-	104	251
% Mediums	7.6	2.3	2.9	-	-	4.4	1.6	2.5	0.8	0.0	-	2.1	1.3	2.3	0.9	0.0	-	1.4	1.1	2.2	5.6	0.0	-	2.4	2.3
Articulated Trucks	19	13	1	0	-	33	2	271	0	0	-	273	8	15	16	0	-	39	9	257	16	0	-	282	627
% Articulated Trucks	5.8	3.4	0.6	-	-	3.7	1.6	8.9	0.0	0.0	-	6.6	1.2	4.3	2.4	0.0	-	2.3	2.0	7.4	4.1	0.0	-	6.5	5.7
Bicycles on Crosswalk	-	-	-	-	0	-	-	-	-	-	0	-	-	-	-	-	1	-	-	-	-	-	1	-	-
% Bicycles on Crosswalk	-	-	-	-	0.0	-	-	-	-	-	0.0	-	-	-	-	-	20.0	-	-	-	-	-	25.0	-	-
Pedestrians	-	-	-	-	2	-	-	-	-	-	3	-	-	-	-	-	4	-	-	-	-	-	3	-	-
% Pedestrians	-	-	-	-	100.0	-	-	-	-	-	100.0	-	-	-	-	-	80.0	-	-	-	-	-	75.0	-	-

City of Lloydminster
4420-50 Avenue

Lloydminster, Alberta, Canada T9V 0W2
(780) 875-6184 waguinaldo@lloydminster.ca

Count Name: 44 Street and 75 Avenue
Site Code: 4475
Start Date: 06/11/2025

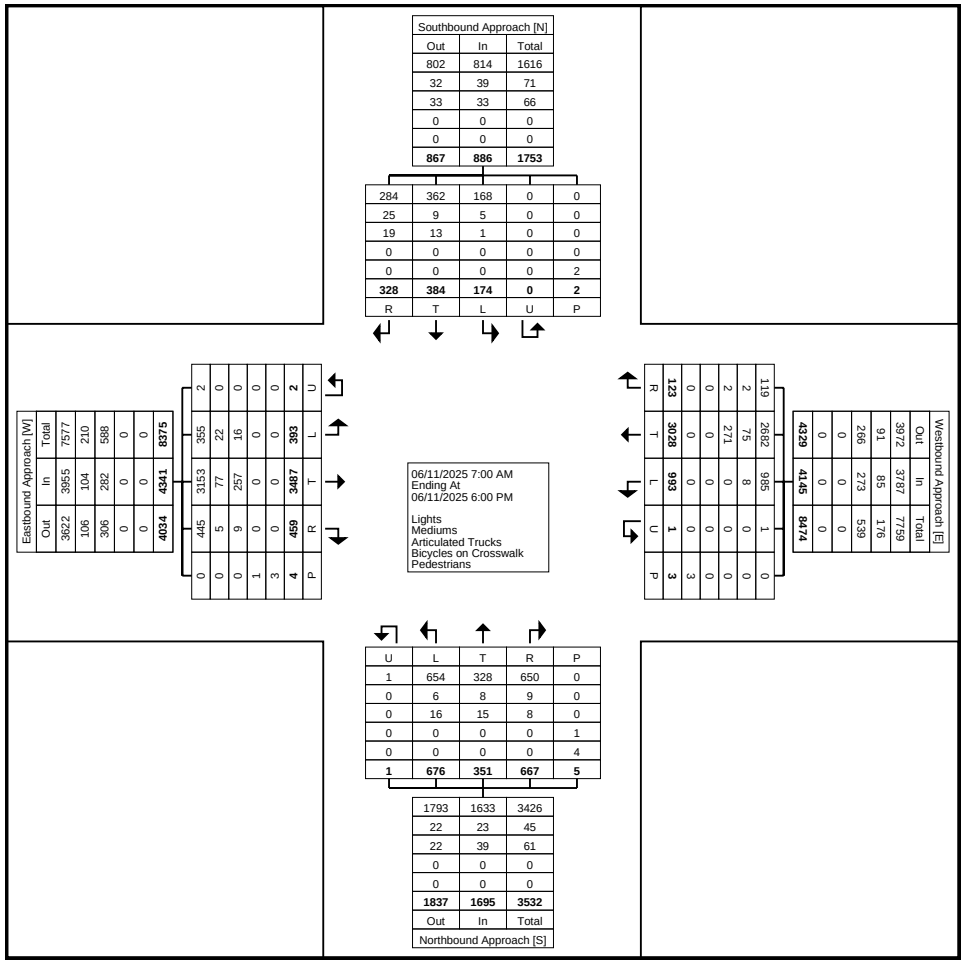

Turning Movement Data Plot

City of Lloydminster
4420-50 Avenue

Lloydminster, Alberta, Canada T9V 0W2
(780) 875-6184 waguinaldo@lloydminster.ca

Count Name: 44 Street and 75 Avenue
Site Code: 4475
Start Date: 06/11/2025

Turning Movement Peak Hour Data (7:45 AM)

Start Time	Southbound Approach						Westbound Approach						Northbound Approach						Eastbound Approach						
	Southbound						Westbound						Northbound						Eastbound						
	Right	Thru	Left	U-Turn	Peds	App. Total	Right	Thru	Left	U-Turn	Peds	App. Total	Right	Thru	Left	U-Turn	Peds	App. Total	Right	Thru	Left	U-Turn	Peds	App. Total	Int. Total
7:45 AM	9	8	3	0	0	20	10	136	21	0	0	167	33	37	41	0	0	111	12	121	20	0	0	153	451
8:00 AM	8	7	4	0	0	19	3	96	23	0	0	122	22	16	25	0	0	63	12	104	18	0	0	134	338
8:15 AM	12	8	5	0	0	25	3	92	28	0	0	123	29	9	27	0	0	65	8	114	10	0	0	132	345
8:30 AM	13	9	4	0	0	26	8	101	27	0	0	136	10	14	21	0	2	45	11	130	10	1	2	152	359
Total	42	32	16	0	0	90	24	425	99	0	0	548	94	76	114	0	2	284	43	469	58	1	2	571	1493
Approach %	46.7	35.6	17.8	0.0	-	-	4.4	77.6	18.1	0.0	-	-	33.1	26.8	40.1	0.0	-	-	7.5	82.1	10.2	0.2	-	-	-
Total %	2.8	2.1	1.1	0.0	-	6.0	1.6	28.5	6.6	0.0	-	36.7	6.3	5.1	7.6	0.0	-	19.0	2.9	31.4	3.9	0.1	-	38.2	-
PHF	0.808	0.889	0.800	0.000	-	0.865	0.600	0.781	0.884	0.000	-	0.820	0.712	0.514	0.695	0.000	-	0.640	0.896	0.902	0.725	0.250	-	0.933	0.828
Lights	32	26	15	0	-	73	23	376	97	0	-	496	89	75	111	0	-	275	41	410	54	1	-	506	1350
% Lights	76.2	81.3	93.8	-	-	81.1	95.8	88.5	98.0	-	-	90.5	94.7	98.7	97.4	-	-	96.8	95.3	87.4	93.1	100.0	-	88.6	90.4
Mediums	7	2	1	0	-	10	0	10	2	0	-	12	2	0	0	0	-	2	2	11	3	0	-	16	40
% Mediums	16.7	6.3	6.3	-	-	11.1	0.0	2.4	2.0	-	-	2.2	2.1	0.0	0.0	-	-	0.7	4.7	2.3	5.2	0.0	-	2.8	2.7
Articulated Trucks	3	4	0	0	-	7	1	39	0	0	-	40	3	1	3	0	-	7	0	48	1	0	-	49	103
% Articulated Trucks	7.1	12.5	0.0	-	-	7.8	4.2	9.2	0.0	-	-	7.3	3.2	1.3	2.6	-	-	2.5	0.0	10.2	1.7	0.0	-	8.6	6.9
Bicycles on Crosswalk	-	-	-	-	0	-	-	-	-	-	0	-	-	-	-	-	1	-	-	-	-	-	1	-	-
% Bicycles on Crosswalk	-	-	-	-	-	-	-	-	-	-	-	-	-	-	-	-	50.0	-	-	-	-	-	50.0	-	-
Pedestrians	-	-	-	-	0	-	-	-	-	-	0	-	-	-	-	-	1	-	-	-	-	-	1	-	-
% Pedestrians	-	-	-	-	-	-	-	-	-	-	-	-	-	-	-	-	50.0	-	-	-	-	-	50.0	-	-

City of Lloydminster
4420-50 Avenue

Lloydminster, Alberta, Canada T9V 0W2
(780) 875-6184 waguinaldo@lloydminster.ca

Count Name: 44 Street and 75 Avenue
Site Code: 4475
Start Date: 06/11/2025

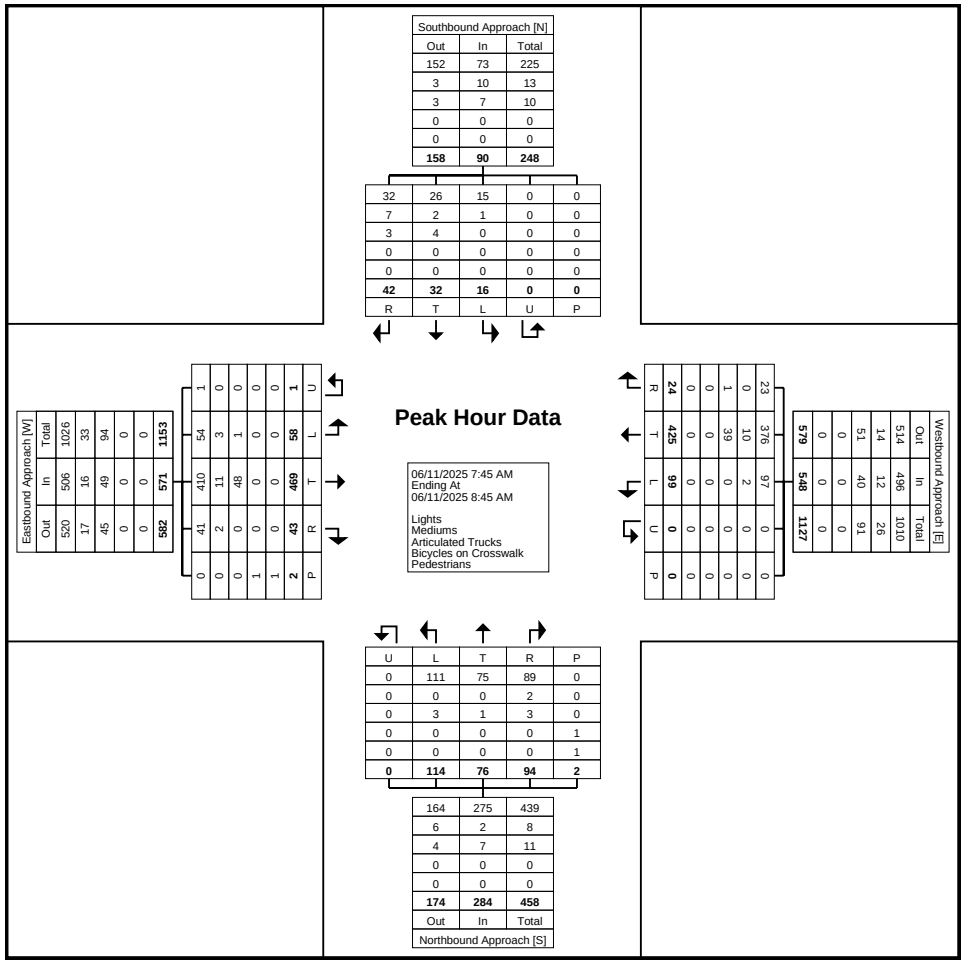

Turning Movement Peak Hour Data Plot (7:45 AM)

City of Lloydminster
4420-50 Avenue

Lloydminster, Alberta, Canada T9V 0W2
(780) 875-6184 waguinaldo@lloydminster.ca

Count Name: 44 Street and 75 Avenue
Site Code: 4475
Start Date: 06/11/2025

Turning Movement Peak Hour Data (12:00 PM)

Start Time	Southbound Approach						Westbound Approach						Northbound Approach						Eastbound Approach						
	Southbound						Westbound						Northbound						Eastbound						
	Right	Thru	Left	U-Turn	Peds	App. Total	Right	Thru	Left	U-Turn	Peds	App. Total	Right	Thru	Left	U-Turn	Peds	App. Total	Right	Thru	Left	U-Turn	Peds	App. Total	Int. Total
12:00 PM	20	15	17	0	0	52	4	132	57	0	0	193	32	9	29	0	0	70	18	189	9	0	0	216	531
12:15 PM	13	21	7	0	0	41	4	140	50	0	0	194	34	8	28	0	0	70	28	177	22	0	0	227	532
12:30 PM	16	11	6	0	0	33	6	118	51	0	0	175	34	20	32	0	0	86	24	159	24	0	0	207	501
12:45 PM	13	15	8	0	0	36	7	141	44	0	0	192	34	29	31	0	0	94	20	140	24	0	0	184	506
Total	62	62	38	0	0	162	21	531	202	0	0	754	134	66	120	0	0	320	90	665	79	0	0	834	2070
Approach %	38.3	38.3	23.5	0.0	-	-	2.8	70.4	26.8	0.0	-	-	41.9	20.6	37.5	0.0	-	-	10.8	79.7	9.5	0.0	-	-	-
Total %	3.0	3.0	1.8	0.0	-	7.8	1.0	25.7	9.8	0.0	-	36.4	6.5	3.2	5.8	0.0	-	15.5	4.3	32.1	3.8	0.0	-	40.3	-
PHF	0.775	0.738	0.559	0.000	-	0.779	0.750	0.941	0.886	0.000	-	0.972	0.985	0.569	0.938	0.000	-	0.851	0.804	0.880	0.823	0.000	-	0.919	0.973
Lights	55	61	37	0	-	153	19	474	199	0	-	692	133	60	116	0	-	309	89	593	73	0	-	755	1909
% Lights	88.7	98.4	97.4	-	-	94.4	90.5	89.3	98.5	-	-	91.8	99.3	90.9	96.7	-	-	96.6	98.9	89.2	92.4	-	-	90.5	92.2
Mediums	5	0	1	0	-	6	1	12	3	0	-	16	1	4	2	0	-	7	1	24	3	0	-	28	57
% Mediums	8.1	0.0	2.6	-	-	3.7	4.8	2.3	1.5	-	-	2.1	0.7	6.1	1.7	-	-	2.2	1.1	3.6	3.8	-	-	3.4	2.8
Articulated Trucks	2	1	0	0	-	3	1	45	0	0	-	46	0	2	2	0	-	4	0	48	3	0	-	51	104
% Articulated Trucks	3.2	1.6	0.0	-	-	1.9	4.8	8.5	0.0	-	-	6.1	0.0	3.0	1.7	-	-	1.3	0.0	7.2	3.8	-	-	6.1	5.0
Bicycles on Crosswalk	-	-	-	-	0	-	-	-	-	-	0	-	-	-	-	-	0	-	-	-	-	-	0	-	-
% Bicycles on Crosswalk	-	-	-	-	-	-	-	-	-	-	-	-	-	-	-	-	-	-	-	-	-	-	-	-	-
Pedestrians	-	-	-	-	0	-	-	-	-	-	0	-	-	-	-	-	0	-	-	-	-	-	0	-	-
% Pedestrians	-	-	-	-	-	-	-	-	-	-	-	-	-	-	-	-	-	-	-	-	-	-	-	-	-

City of Lloydminster
4420-50 Avenue

Lloydminster, Alberta, Canada T9V 0W2
(780) 875-6184 waguinaldo@lloydminster.ca

Count Name: 44 Street and 75 Avenue
Site Code: 4475
Start Date: 06/11/2025

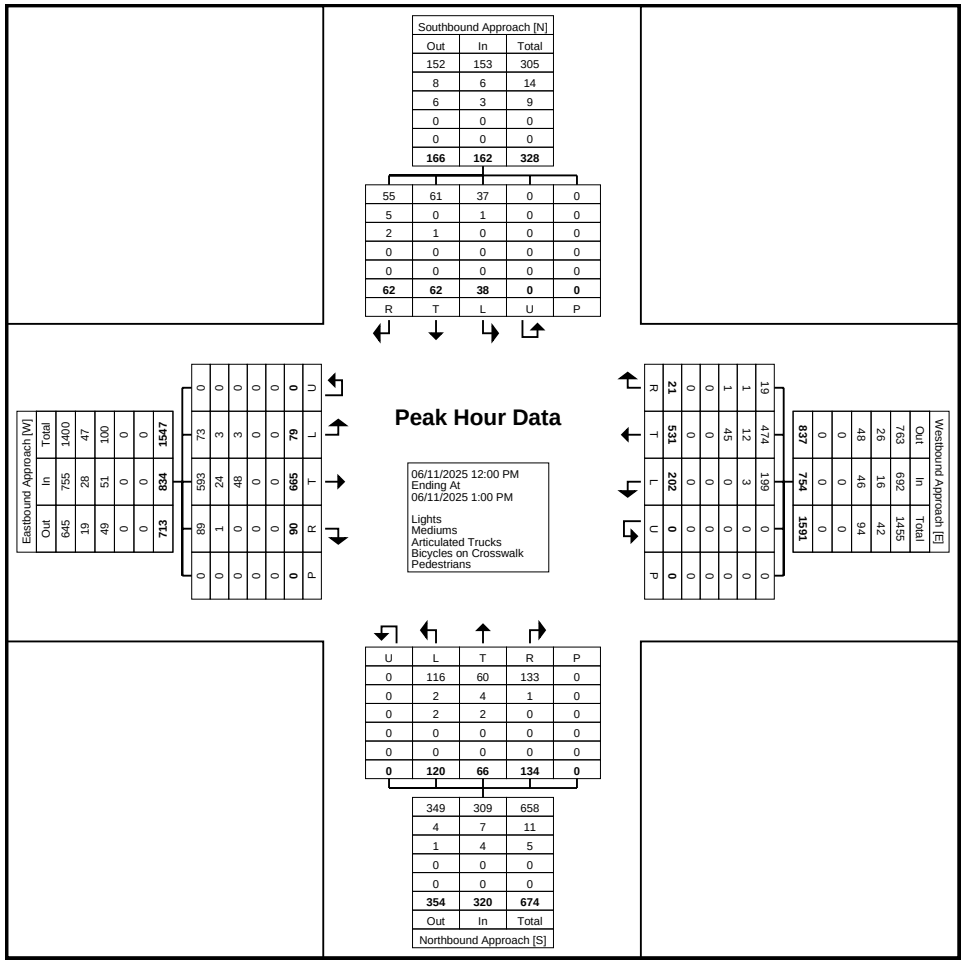

Turning Movement Peak Hour Data Plot (12:00 PM)

City of Lloydminster
4420-50 Avenue

Lloydminster, Alberta, Canada T9V 0W2
(780) 875-6184 waguinaldo@lloydminster.ca

Count Name: 44 Street and 75 Avenue
Site Code: 4475
Start Date: 06/11/2025

Turning Movement Peak Hour Data (4:45 PM)

Start Time	Southbound Approach						Westbound Approach						Northbound Approach						Eastbound Approach						
	Southbound						Westbound						Northbound						Eastbound						
	Right	Thru	Left	U-Turn	Peds	App. Total	Right	Thru	Left	U-Turn	Peds	App. Total	Right	Thru	Left	U-Turn	Peds	App. Total	Right	Thru	Left	U-Turn	Peds	App. Total	Int. Total
4:45 PM	20	23	12	0	0	55	7	153	53	0	1	213	28	11	34	1	0	74	18	160	12	0	0	190	532
5:00 PM	10	34	20	0	0	64	1	176	53	0	0	230	31	12	19	0	0	62	35	182	16	0	0	233	589
5:15 PM	20	43	10	0	0	73	12	148	65	0	0	225	32	19	36	0	0	87	34	198	9	0	0	241	626
5:30 PM	23	13	13	0	0	49	5	143	50	0	0	198	34	5	42	0	1	81	36	179	15	0	1	230	558
Total	73	113	55	0	0	241	25	620	221	0	1	866	125	47	131	1	1	304	123	719	52	0	1	894	2305
Approach %	30.3	46.9	22.8	0.0	-	-	2.9	71.6	25.5	0.0	-	-	41.1	15.5	43.1	0.3	-	-	13.8	80.4	5.8	0.0	-	-	-
Total %	3.2	4.9	2.4	0.0	-	10.5	1.1	26.9	9.6	0.0	-	37.6	5.4	2.0	5.7	0.0	-	13.2	5.3	31.2	2.3	0.0	-	38.8	-
PHF	0.793	0.657	0.688	0.000	-	0.825	0.521	0.881	0.850	0.000	-	0.941	0.919	0.618	0.780	0.250	-	0.874	0.854	0.908	0.813	0.000	-	0.927	0.921
Lights	69	111	54	0	-	234	25	566	220	0	-	811	124	43	127	1	-	295	120	664	45	0	-	829	2169
% Lights	94.5	98.2	98.2	-	-	97.1	100.0	91.3	99.5	-	-	93.6	99.2	91.5	96.9	100.0	-	97.0	97.6	92.4	86.5	-	-	92.7	94.1
Mediums	0	0	1	0	-	1	0	7	1	0	-	8	1	3	1	0	-	5	0	7	5	0	-	12	26
% Mediums	0.0	0.0	1.8	-	-	0.4	0.0	1.1	0.5	-	-	0.9	0.8	6.4	0.8	0.0	-	1.6	0.0	1.0	9.6	-	-	1.3	1.1
Articulated Trucks	4	2	0	0	-	6	0	47	0	0	-	47	0	1	3	0	-	4	3	48	2	0	-	53	110
% Articulated Trucks	5.5	1.8	0.0	-	-	2.5	0.0	7.6	0.0	-	-	5.4	0.0	2.1	2.3	0.0	-	1.3	2.4	6.7	3.8	-	-	5.9	4.8
Bicycles on Crosswalk	-	-	-	-	0	-	-	-	-	-	0	-	-	-	-	-	0	-	-	-	-	-	0	-	-
% Bicycles on Crosswalk	-	-	-	-	-	-	-	-	-	-	0.0	-	-	-	-	-	0.0	-	-	-	-	-	0.0	-	-
Pedestrians	-	-	-	-	0	-	-	-	-	-	1	-	-	-	-	-	1	-	-	-	-	-	1	-	-
% Pedestrians	-	-	-	-	-	-	-	-	-	-	100.0	-	-	-	-	-	100.0	-	-	-	-	-	100.0	-	-

City of Lloydminster
4420-50 Avenue

Lloydminster, Alberta, Canada T9V 0W2
(780) 875-6184 waguinaldo@lloydminster.ca

Count Name: 44 Street and 75 Avenue
Site Code: 4475
Start Date: 06/11/2025

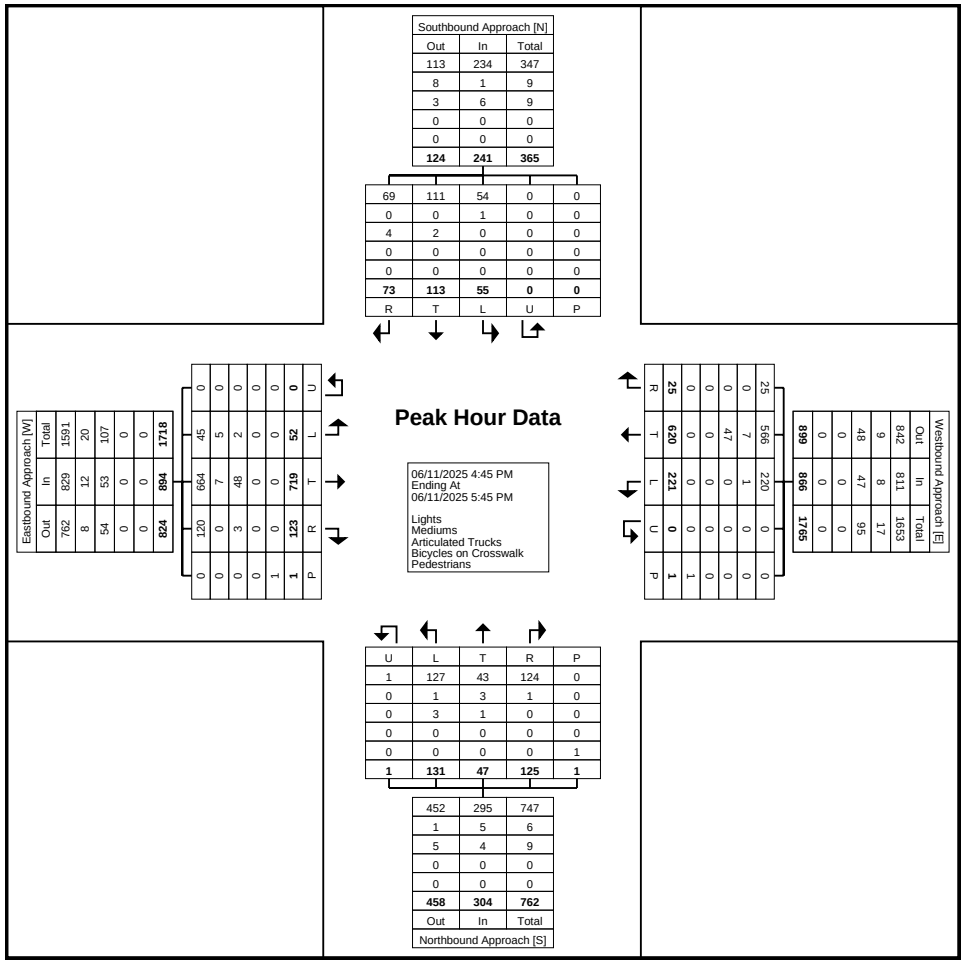

Turning Movement Peak Hour Data Plot (4:45 PM)

City of Lloydminster
4420-50 Avenue

Lloydminster, Alberta, Canada T9V 0W2
(780) 875-6184 waguinaldo@lloydminster.ca

Count Name: 44 Street and 80 Avenue
Site Code: 4480
Start Date: 06/12/2025

Turning Movement Data

Start Time	Southbound Approach						Westbound Approach						Northbound Approach						Eastbound Approach						
	Southbound						Westbound						Northbound						Eastbound						
	Right	Thru	Left	U-Turn	Peds	App. Total	Right	Thru	Left	U-Turn	Peds	App. Total	Right	Thru	Left	U-Turn	Peds	App. Total	Right	Thru	Left	U-Turn	Peds	App. Total	Int. Total
7:00 AM	1	1	1	0	0	3	1	86	6	0	0	93	9	2	9	0	0	20	12	54	3	0	0	69	185
7:15 AM	4	0	6	0	0	10	1	90	4	0	0	95	10	1	19	0	0	30	10	105	6	0	0	121	256
7:30 AM	1	0	9	0	0	10	2	94	3	0	0	99	8	1	7	0	0	16	15	124	5	0	0	144	269
7:45 AM	2	0	6	0	0	8	8	143	2	0	0	153	9	0	6	0	0	15	12	158	7	0	0	177	353
Hourly Total	8	1	22	0	0	31	12	413	15	0	0	440	36	4	41	0	0	81	49	441	21	0	0	511	1063
8:00 AM	0	1	5	0	0	6	5	106	3	0	0	114	5	5	2	0	0	12	13	112	8	0	0	133	265
8:15 AM	5	1	5	0	0	11	6	95	5	0	0	106	8	4	10	0	0	22	19	94	11	0	0	124	263
8:30 AM	6	1	6	0	0	13	5	108	4	0	0	117	6	0	9	0	0	15	17	101	16	0	0	134	279
8:45 AM	7	2	10	0	0	19	12	94	6	0	3	112	2	3	8	0	0	13	22	83	16	0	0	121	265
Hourly Total	18	5	26	0	0	49	28	403	18	0	3	449	21	12	29	0	0	62	71	390	51	0	0	512	1072
*** BREAK ***	-	-	-	-	-	-	-	-	-	-	-	-	-	-	-	-	-	-	-	-	-	-	-	-	-
11:30 AM	21	14	15	0	0	50	9	108	14	0	1	131	14	11	29	0	0	54	40	98	29	0	0	167	402
11:45 AM	21	4	11	0	0	36	20	158	15	0	0	193	15	15	24	0	0	54	37	119	37	0	0	193	476
Hourly Total	42	18	26	0	0	86	29	266	29	0	1	324	29	26	53	0	0	108	77	217	66	0	0	360	878
12:00 PM	30	15	17	0	0	62	27	162	14	0	0	203	17	6	34	0	0	57	54	104	26	0	0	184	506
12:15 PM	33	6	19	0	0	58	22	112	11	0	0	145	26	11	37	0	0	74	35	108	34	0	0	177	454
12:30 PM	35	12	18	0	0	65	21	98	18	0	0	137	18	6	27	0	0	51	36	134	33	0	0	203	456
12:45 PM	26	12	22	0	0	60	13	120	8	0	0	141	21	8	41	0	0	70	36	116	31	0	0	183	454
Hourly Total	124	45	76	0	0	245	83	492	51	0	0	626	82	31	139	0	0	252	161	462	124	0	0	747	1870
1:00 PM	26	14	13	0	0	53	17	106	5	0	0	128	21	17	36	0	0	74	34	111	42	0	0	187	442
1:15 PM	35	11	21	0	0	67	11	103	9	0	0	123	20	12	35	0	0	67	40	112	31	1	0	184	441
*** BREAK ***	-	-	-	-	-	-	-	-	-	-	-	-	-	-	-	-	-	-	-	-	-	-	-	-	-
Hourly Total	61	25	34	0	0	120	28	209	14	0	0	251	41	29	71	0	0	141	74	223	73	1	0	371	883
4:00 PM	23	17	21	0	0	61	17	143	7	0	0	167	20	9	32	0	0	61	40	129	34	0	0	203	492
4:15 PM	34	8	20	0	0	62	12	168	9	0	1	189	18	9	23	0	0	50	29	132	24	0	0	185	486
4:30 PM	23	8	22	0	1	53	11	151	9	0	1	171	22	8	30	0	0	60	44	127	29	0	0	200	484
4:45 PM	27	11	13	0	0	51	18	166	14	0	0	198	18	8	23	0	0	49	36	153	34	0	0	223	521
Hourly Total	107	44	76	0	1	227	58	628	39	0	2	725	78	34	108	0	0	220	149	541	121	0	0	811	1983
5:00 PM	33	8	16	0	0	57	20	163	10	0	0	193	24	7	26	0	0	57	45	135	20	0	0	200	507
5:15 PM	26	4	29	0	0	59	8	168	14	0	0	190	22	8	32	0	0	62	39	173	42	0	0	254	565
5:30 PM	22	12	20	0	0	54	14	158	7	0	0	179	15	8	22	0	1	45	39	145	24	0	1	208	486
5:45 PM	24	9	21	0	0	54	11	144	12	0	0	167	19	12	33	0	0	64	43	111	14	0	0	168	453
Hourly Total	105	33	86	0	0	224	53	633	43	0	0	729	80	35	113	0	1	228	166	564	100	0	1	830	2011
Grand Total	465	171	346	0	1	982	291	3044	209	0	6	3544	367	171	554	0	1	1092	747	2838	556	1	1	4142	9760
Approach %	47.4	17.4	35.2	0.0	-	-	8.2	85.9	5.9	0.0	-	-	33.6	15.7	50.7	0.0	-	-	18.0	68.5	13.4	0.0	-	-	-

Total %	4.8	1.8	3.5	0.0	-	10.1	3.0	31.2	2.1	0.0	-	36.3	3.8	1.8	5.7	0.0	-	11.2	7.7	29.1	5.7	0.0	-	42.4	-
Lights	464	170	341	0	-	975	286	2689	206	0	-	3181	356	170	548	0	-	1074	733	2430	550	1	-	3714	8944
% Lights	99.8	99.4	98.6	-	-	99.3	98.3	88.3	98.6	-	-	89.8	97.0	99.4	98.9	-	-	98.4	98.1	85.6	98.9	100.0	-	89.7	91.6
Mediums	1	1	2	0	-	4	3	78	3	0	-	84	9	1	4	0	-	14	10	82	1	0	-	93	195
% Mediums	0.2	0.6	0.6	-	-	0.4	1.0	2.6	1.4	-	-	2.4	2.5	0.6	0.7	-	-	1.3	1.3	2.9	0.2	0.0	-	2.2	2.0
Articulated Trucks	0	0	3	0	-	3	2	277	0	0	-	279	2	0	2	0	-	4	4	326	5	0	-	335	621
% Articulated Trucks	0.0	0.0	0.9	-	-	0.3	0.7	9.1	0.0	-	-	7.9	0.5	0.0	0.4	-	-	0.4	0.5	11.5	0.9	0.0	-	8.1	6.4
Bicycles on Crosswalk	-	-	-	-	0	-	-	-	-	-	1	-	-	-	-	-	0	-	-	-	-	-	0	-	-
% Bicycles on Crosswalk	-	-	-	-	0.0	-	-	-	-	-	16.7	-	-	-	-	-	0.0	-	-	-	-	-	0.0	-	-
Pedestrians	-	-	-	-	1	-	-	-	-	-	5	-	-	-	-	-	1	-	-	-	-	-	1	-	-
% Pedestrians	-	-	-	-	100.0	-	-	-	-	-	83.3	-	-	-	-	-	100.0	-	-	-	-	-	100.0	-	-

City of Lloydminster
4420-50 Avenue

Lloydminster, Alberta, Canada T9V 0W2
(780) 875-6184 waguinaldo@lloydminster.ca

Count Name: 44 Street and 80 Avenue
Site Code: 4480
Start Date: 06/12/2025

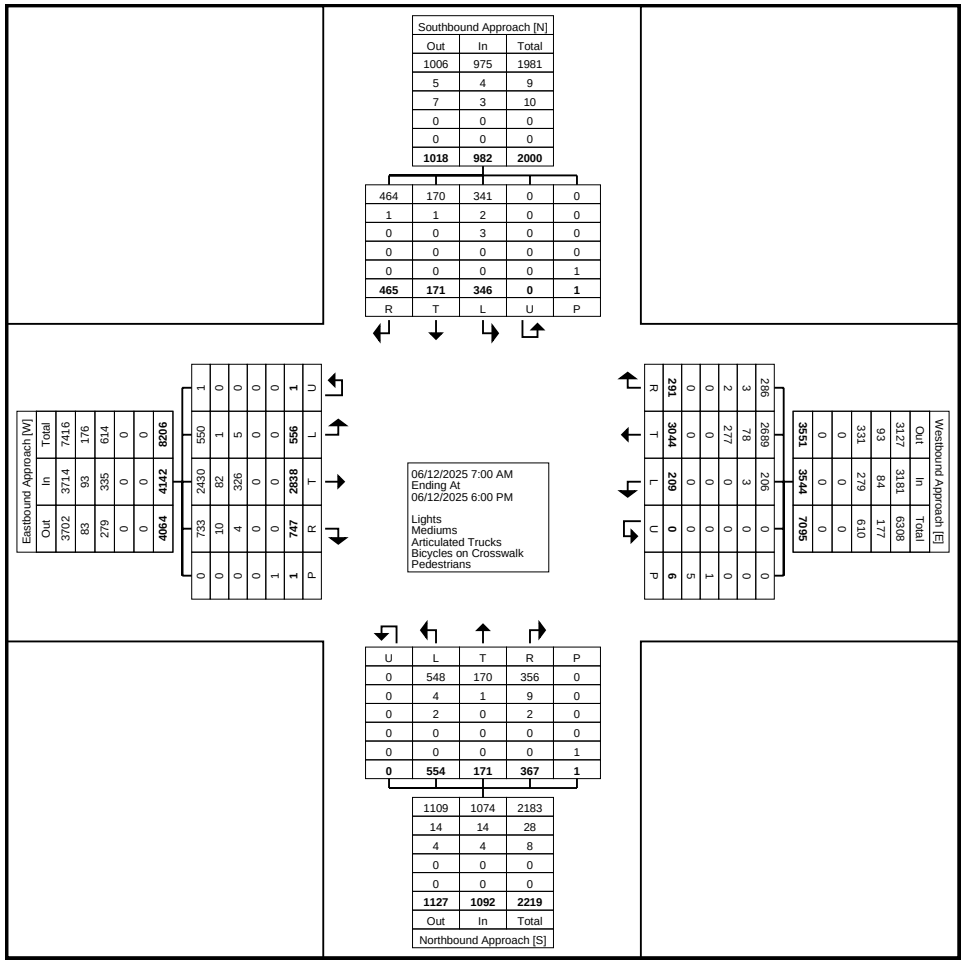

Turning Movement Data Plot

City of Lloydminster
4420-50 Avenue

Lloydminster, Alberta, Canada T9V 0W2
(780) 875-6184 waguinaldo@lloydminster.ca

Count Name: 44 Street and 80 Avenue
Site Code: 4480
Start Date: 06/12/2025

Turning Movement Peak Hour Data (7:45 AM)

Start Time	Southbound Approach						Westbound Approach						Northbound Approach						Eastbound Approach						
	Southbound						Westbound						Northbound						Eastbound						
	Right	Thru	Left	U-Turn	Peds	App. Total	Right	Thru	Left	U-Turn	Peds	App. Total	Right	Thru	Left	U-Turn	Peds	App. Total	Right	Thru	Left	U-Turn	Peds	App. Total	Int. Total
7:45 AM	2	0	6	0	0	8	8	143	2	0	0	153	9	0	6	0	0	15	12	158	7	0	0	177	353
8:00 AM	0	1	5	0	0	6	5	106	3	0	0	114	5	5	2	0	0	12	13	112	8	0	0	133	265
8:15 AM	5	1	5	0	0	11	6	95	5	0	0	106	8	4	10	0	0	22	19	94	11	0	0	124	263
8:30 AM	6	1	6	0	0	13	5	108	4	0	0	117	6	0	9	0	0	15	17	101	16	0	0	134	279
Total	13	3	22	0	0	38	24	452	14	0	0	490	28	9	27	0	0	64	61	465	42	0	0	568	1160
Approach %	34.2	7.9	57.9	0.0	-	-	4.9	92.2	2.9	0.0	-	-	43.8	14.1	42.2	0.0	-	-	10.7	81.9	7.4	0.0	-	-	-
Total %	1.1	0.3	1.9	0.0	-	3.3	2.1	39.0	1.2	0.0	-	42.2	2.4	0.8	2.3	0.0	-	5.5	5.3	40.1	3.6	0.0	-	49.0	-
PHF	0.542	0.750	0.917	0.000	-	0.731	0.750	0.790	0.700	0.000	-	0.801	0.778	0.450	0.675	0.000	-	0.727	0.803	0.736	0.656	0.000	-	0.802	0.822
Lights	13	3	21	0	-	37	23	398	14	0	-	435	25	9	26	0	-	60	59	379	41	0	-	479	1011
% Lights	100.0	100.0	95.5	-	-	97.4	95.8	88.1	100.0	-	-	88.8	89.3	100.0	96.3	-	-	93.8	96.7	81.5	97.6	-	-	84.3	87.2
Mediums	0	0	0	0	-	0	0	19	0	0	-	19	2	0	1	0	-	3	1	25	0	0	-	26	48
% Mediums	0.0	0.0	0.0	-	-	0.0	0.0	4.2	0.0	-	-	3.9	7.1	0.0	3.7	-	-	4.7	1.6	5.4	0.0	-	-	4.6	4.1
Articulated Trucks	0	0	1	0	-	1	1	35	0	0	-	36	1	0	0	0	-	1	1	61	1	0	-	63	101
% Articulated Trucks	0.0	0.0	4.5	-	-	2.6	4.2	7.7	0.0	-	-	7.3	3.6	0.0	0.0	-	-	1.6	1.6	13.1	2.4	-	-	11.1	8.7
Bicycles on Crosswalk	-	-	-	-	0	-	-	-	-	-	0	-	-	-	-	-	0	-	-	-	-	-	0	-	-
% Bicycles on Crosswalk	-	-	-	-	-	-	-	-	-	-	-	-	-	-	-	-	-	-	-	-	-	-	-	-	-
Pedestrians	-	-	-	-	0	-	-	-	-	-	0	-	-	-	-	-	0	-	-	-	-	-	0	-	-
% Pedestrians	-	-	-	-	-	-	-	-	-	-	-	-	-	-	-	-	-	-	-	-	-	-	-	-	-

City of Lloydminster
4420-50 Avenue

Lloydminster, Alberta, Canada T9V 0W2
(780) 875-6184 waguinaldo@lloydminster.ca

Count Name: 44 Street and 80 Avenue
Site Code: 4480
Start Date: 06/12/2025

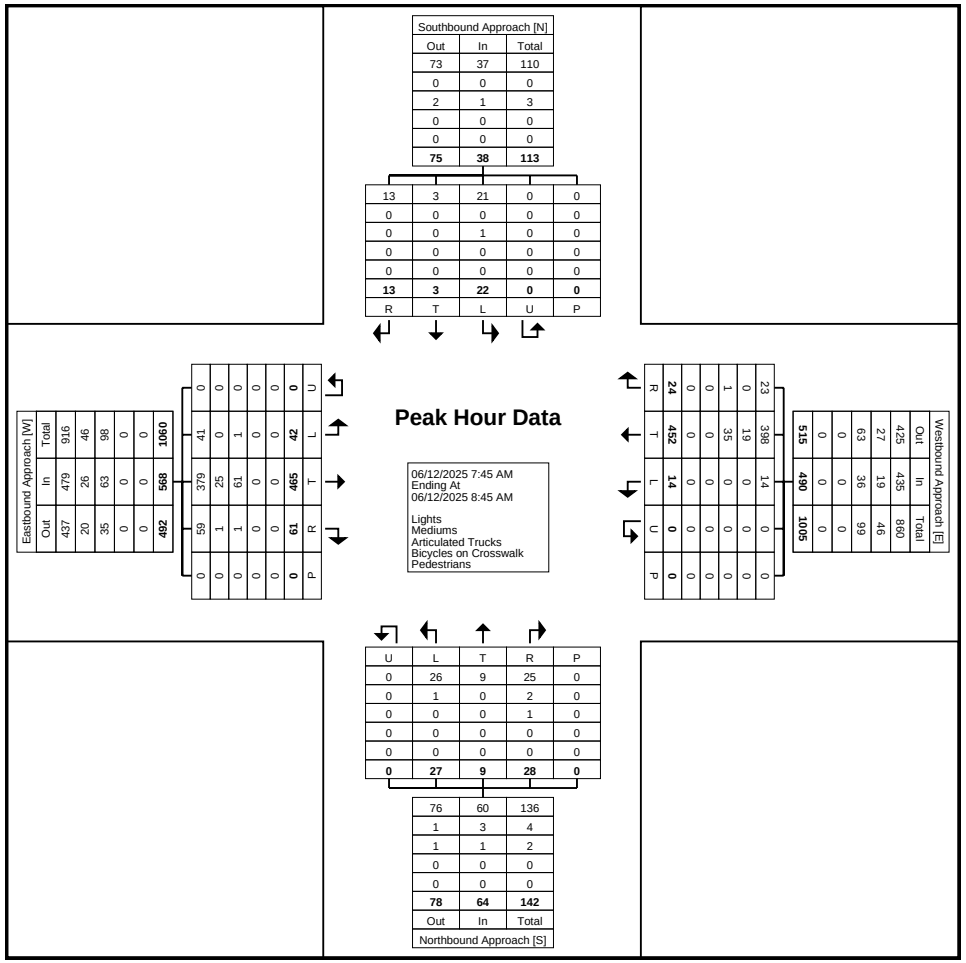

Turning Movement Peak Hour Data Plot (7:45 AM)

City of Lloydminster
4420-50 Avenue

Lloydminster, Alberta, Canada T9V 0W2
(780) 875-6184 waguinaldo@lloydminster.ca

Count Name: 44 Street and 80 Avenue
Site Code: 4480
Start Date: 06/12/2025

Turning Movement Peak Hour Data (11:45 AM)

Start Time	Southbound Approach						Westbound Approach						Northbound Approach						Eastbound Approach						
	Southbound						Westbound						Northbound						Eastbound						
	Right	Thru	Left	U-Turn	Peds	App. Total	Right	Thru	Left	U-Turn	Peds	App. Total	Right	Thru	Left	U-Turn	Peds	App. Total	Right	Thru	Left	U-Turn	Peds	App. Total	Int. Total
11:45 AM	21	4	11	0	0	36	20	158	15	0	0	193	15	15	24	0	0	54	37	119	37	0	0	193	476
12:00 PM	30	15	17	0	0	62	27	162	14	0	0	203	17	6	34	0	0	57	54	104	26	0	0	184	506
12:15 PM	33	6	19	0	0	58	22	112	11	0	0	145	26	11	37	0	0	74	35	108	34	0	0	177	454
12:30 PM	35	12	18	0	0	65	21	98	18	0	0	137	18	6	27	0	0	51	36	134	33	0	0	203	456
Total	119	37	65	0	0	221	90	530	58	0	0	678	76	38	122	0	0	236	162	465	130	0	0	757	1892
Approach %	53.8	16.7	29.4	0.0	-	-	13.3	78.2	8.6	0.0	-	-	32.2	16.1	51.7	0.0	-	-	21.4	61.4	17.2	0.0	-	-	-
Total %	6.3	2.0	3.4	0.0	-	11.7	4.8	28.0	3.1	0.0	-	35.8	4.0	2.0	6.4	0.0	-	12.5	8.6	24.6	6.9	0.0	-	40.0	-
PHF	0.850	0.617	0.855	0.000	-	0.850	0.833	0.818	0.806	0.000	-	0.835	0.731	0.633	0.824	0.000	-	0.797	0.750	0.868	0.878	0.000	-	0.932	0.935
Lights	119	37	64	0	-	220	88	471	58	0	-	617	73	38	120	0	-	231	160	384	129	0	-	673	1741
% Lights	100.0	100.0	98.5	-	-	99.5	97.8	88.9	100.0	-	-	91.0	96.1	100.0	98.4	-	-	97.9	98.8	82.6	99.2	-	-	88.9	92.0
Mediums	0	0	0	0	-	0	1	13	0	0	-	14	3	0	2	0	-	5	2	19	0	0	-	21	40
% Mediums	0.0	0.0	0.0	-	-	0.0	1.1	2.5	0.0	-	-	2.1	3.9	0.0	1.6	-	-	2.1	1.2	4.1	0.0	-	-	2.8	2.1
Articulated Trucks	0	0	1	0	-	1	1	46	0	0	-	47	0	0	0	0	-	0	0	62	1	0	-	63	111
% Articulated Trucks	0.0	0.0	1.5	-	-	0.5	1.1	8.7	0.0	-	-	6.9	0.0	0.0	0.0	-	-	0.0	0.0	13.3	0.8	-	-	8.3	5.9
Bicycles on Crosswalk	-	-	-	-	0	-	-	-	-	-	0	-	-	-	-	-	0	-	-	-	-	-	0	-	-
% Bicycles on Crosswalk	-	-	-	-	-	-	-	-	-	-	-	-	-	-	-	-	-	-	-	-	-	-	-	-	-
Pedestrians	-	-	-	-	0	-	-	-	-	-	0	-	-	-	-	-	0	-	-	-	-	-	0	-	-
% Pedestrians	-	-	-	-	-	-	-	-	-	-	-	-	-	-	-	-	-	-	-	-	-	-	-	-	-

City of Lloydminster
4420-50 Avenue

Lloydminster, Alberta, Canada T9V 0W2
(780) 875-6184 waguinaldo@lloydminster.ca

Count Name: 44 Street and 80 Avenue
Site Code: 4480
Start Date: 06/12/2025

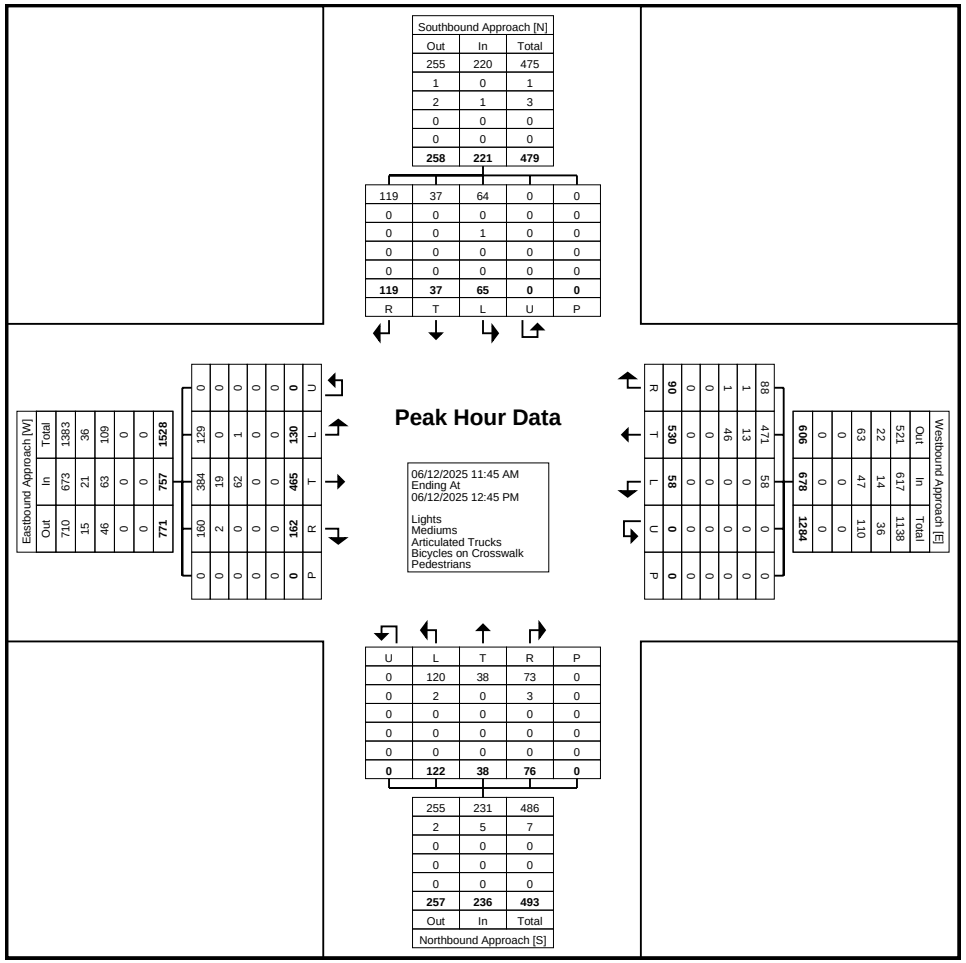

Turning Movement Peak Hour Data Plot (11:45 AM)

City of Lloydminster
4420-50 Avenue

Lloydminster, Alberta, Canada T9V 0W2
(780) 875-6184 waguinaldo@lloydminster.ca

Count Name: 44 Street and 80 Avenue
Site Code: 4480
Start Date: 06/12/2025

Turning Movement Peak Hour Data (4:45 PM)

Start Time	Southbound Approach						Westbound Approach						Northbound Approach						Eastbound Approach						
	Southbound						Westbound						Northbound						Eastbound						
	Right	Thru	Left	U-Turn	Peds	App. Total	Right	Thru	Left	U-Turn	Peds	App. Total	Right	Thru	Left	U-Turn	Peds	App. Total	Right	Thru	Left	U-Turn	Peds	App. Total	Int. Total
4:45 PM	27	11	13	0	0	51	18	166	14	0	0	198	18	8	23	0	0	49	36	153	34	0	0	223	521
5:00 PM	33	8	16	0	0	57	20	163	10	0	0	193	24	7	26	0	0	57	45	135	20	0	0	200	507
5:15 PM	26	4	29	0	0	59	8	168	14	0	0	190	22	8	32	0	0	62	39	173	42	0	0	254	565
5:30 PM	22	12	20	0	0	54	14	158	7	0	0	179	15	8	22	0	1	45	39	145	24	0	1	208	486
Total	108	35	78	0	0	221	60	655	45	0	0	760	79	31	103	0	1	213	159	606	120	0	1	885	2079
Approach %	48.9	15.8	35.3	0.0	-	-	7.9	86.2	5.9	0.0	-	-	37.1	14.6	48.4	0.0	-	-	18.0	68.5	13.6	0.0	-	-	-
Total %	5.2	1.7	3.8	0.0	-	10.6	2.9	31.5	2.2	0.0	-	36.6	3.8	1.5	5.0	0.0	-	10.2	7.6	29.1	5.8	0.0	-	42.6	-
PHF	0.818	0.729	0.672	0.000	-	0.936	0.750	0.975	0.804	0.000	-	0.960	0.823	0.969	0.805	0.000	-	0.859	0.883	0.876	0.714	0.000	-	0.871	0.920
Lights	107	35	77	0	-	219	60	595	45	0	-	700	79	30	103	0	-	212	156	542	120	0	-	818	1949
% Lights	99.1	100.0	98.7	-	-	99.1	100.0	90.8	100.0	-	-	92.1	100.0	96.8	100.0	-	-	99.5	98.1	89.4	100.0	-	-	92.4	93.7
Mediums	1	0	0	0	-	1	0	6	0	0	-	6	0	1	0	0	-	1	2	5	0	0	-	7	15
% Mediums	0.9	0.0	0.0	-	-	0.5	0.0	0.9	0.0	-	-	0.8	0.0	3.2	0.0	-	-	0.5	1.3	0.8	0.0	-	-	0.8	0.7
Articulated Trucks	0	0	1	0	-	1	0	54	0	0	-	54	0	0	0	0	-	0	1	59	0	0	-	60	115
% Articulated Trucks	0.0	0.0	1.3	-	-	0.5	0.0	8.2	0.0	-	-	7.1	0.0	0.0	0.0	-	-	0.0	0.6	9.7	0.0	-	-	6.8	5.5
Bicycles on Crosswalk	-	-	-	-	0	-	-	-	-	-	0	-	-	-	-	-	0	-	-	-	-	-	0	-	-
% Bicycles on Crosswalk	-	-	-	-	-	-	-	-	-	-	-	-	-	-	-	-	0.0	-	-	-	-	-	0.0	-	-
Pedestrians	-	-	-	-	0	-	-	-	-	-	0	-	-	-	-	-	1	-	-	-	-	-	1	-	-
% Pedestrians	-	-	-	-	-	-	-	-	-	-	-	-	-	-	-	-	100.0	-	-	-	-	-	100.0	-	-

City of Lloydminster
4420-50 Avenue

Lloydminster, Alberta, Canada T9V 0W2
(780) 875-6184 waguinaldo@lloydminster.ca

Count Name: 44 Street and 80 Avenue
Site Code: 4480
Start Date: 06/12/2025

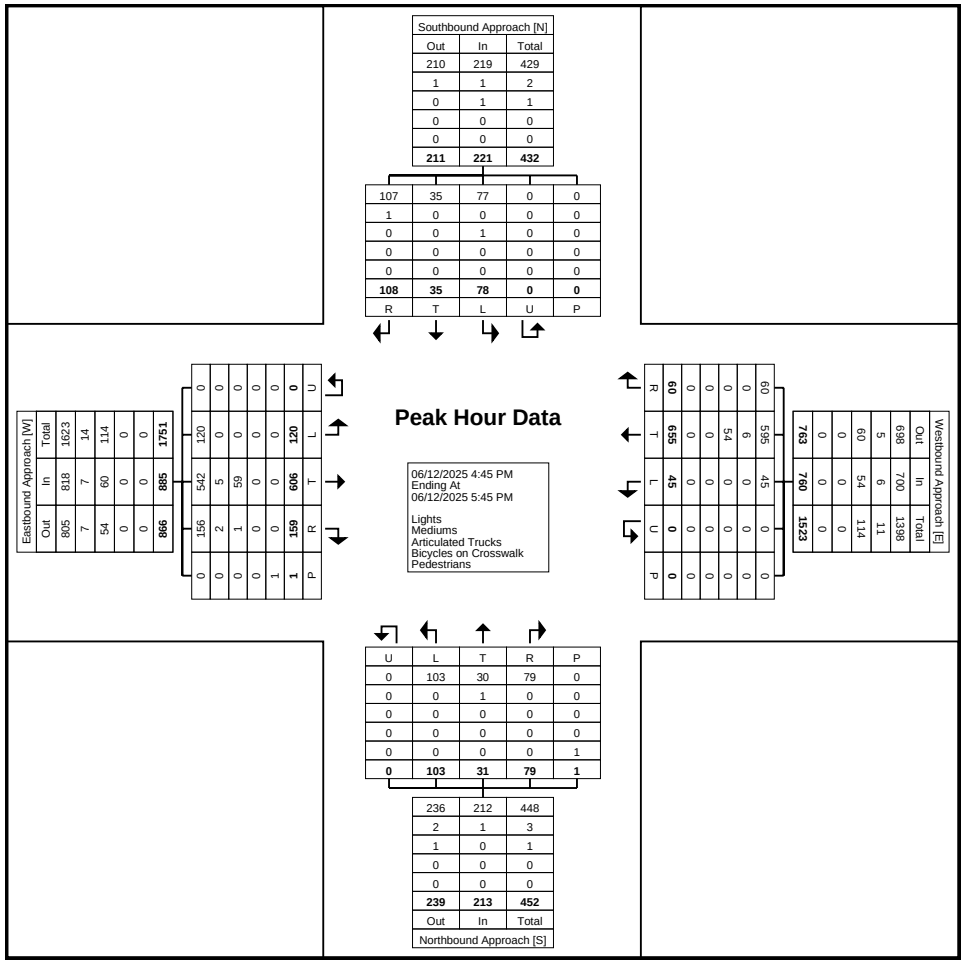

Turning Movement Peak Hour Data Plot (4:45 PM)

City of Lloydminster
4420-50 Avenue

Lloydminster, Alberta, Canada T9V 0W2
(780) 875-6184 waguinaldo@lloydminster.ca

Count Name: 47 Street and 62 Avenue
Site Code: 4762
Start Date: 07/09/2025

Turning Movement Data

Start Time	Southbound Approach					Westbound Approach					Northbound Approach					
	Southbound					Westbound					Northbound					
	Thru	Left	U-Turn	Peds	App. Total	Right	Left	U-Turn	Peds	App. Total	Right	Thru	U-Turn	Peds	App. Total	Int. Total
7:00 AM	28	7	0	0	35	11	9	0	1	20	13	106	0	0	119	174
7:15 AM	42	5	0	0	47	6	4	0	2	10	5	117	0	0	122	179
7:30 AM	39	9	0	0	48	14	2	0	0	16	10	168	0	0	178	242
7:45 AM	59	8	0	0	67	27	4	0	2	31	8	282	0	0	290	388
Hourly Total	168	29	0	0	197	58	19	0	5	77	36	673	0	0	709	983
8:00 AM	54	14	0	0	68	21	6	0	1	27	8	143	0	0	151	246
8:15 AM	72	20	0	0	92	21	4	0	1	25	7	99	0	0	106	223
8:30 AM	76	11	0	0	87	12	5	0	1	17	8	88	0	0	96	200
8:45 AM	93	12	0	0	105	16	3	0	0	19	14	116	0	0	130	254
Hourly Total	295	57	0	0	352	70	18	0	3	88	37	446	0	0	483	923
*** BREAK ***	-	-	-	-	-	-	-	-	-	-	-	-	-	-	-	-
11:30 AM	304	16	0	0	320	14	9	0	0	23	12	90	0	0	102	445
11:45 AM	266	24	0	0	290	51	12	0	0	63	20	123	0	0	143	496
Hourly Total	570	40	0	0	610	65	21	0	0	86	32	213	0	0	245	941
12:00 PM	314	45	0	0	359	49	14	0	1	63	18	120	0	0	138	560
12:15 PM	158	17	0	0	175	57	16	0	0	73	13	92	0	0	105	353
12:30 PM	128	19	0	0	147	12	9	0	0	21	11	138	0	0	149	317
12:45 PM	111	14	1	0	126	33	3	0	1	36	10	142	0	0	152	314
Hourly Total	711	95	1	0	807	151	42	0	2	193	52	492	0	0	544	1544
1:00 PM	98	16	0	0	114	28	8	0	1	36	13	117	0	0	130	280
1:15 PM	86	12	0	0	98	15	4	0	0	19	13	94	0	0	107	224
*** BREAK ***	-	-	-	-	-	-	-	-	-	-	-	-	-	-	-	-
Hourly Total	184	28	0	0	212	43	12	0	1	55	26	211	0	0	237	504
4:00 PM	157	19	0	0	176	11	8	0	0	19	10	68	0	0	78	273
4:15 PM	152	14	0	0	166	12	15	0	4	27	9	89	0	0	98	291
4:30 PM	196	23	0	0	219	7	5	0	2	12	7	80	0	0	87	318
4:45 PM	177	18	0	0	195	9	9	0	1	18	11	61	0	0	72	285
Hourly Total	682	74	0	0	756	39	37	0	7	76	37	298	0	0	335	1167
5:00 PM	267	22	0	0	289	9	5	0	2	14	20	86	0	0	106	409
5:15 PM	179	13	0	0	192	10	5	0	1	15	14	81	0	0	95	302
5:30 PM	119	10	0	0	129	7	1	0	0	8	9	63	0	0	72	209
5:45 PM	102	12	0	0	114	9	0	0	0	9	5	64	0	0	69	192
Hourly Total	667	57	0	0	724	35	11	0	3	46	48	294	0	0	342	1112
Grand Total	3277	380	1	0	3658	461	160	0	21	621	268	2627	0	0	2895	7174
Approach %	89.6	10.4	0.0	-	-	74.2	25.8	0.0	-	-	9.3	90.7	0.0	-	-	-
Total %	45.7	5.3	0.0	-	51.0	6.4	2.2	0.0	-	8.7	3.7	36.6	0.0	-	40.4	-

Lights	3152	338	1	-	3491	414	117	0	-	531	239	2519	0	-	2758	6780
% Lights	96.2	88.9	100.0	-	95.4	89.8	73.1	-	-	85.5	89.2	95.9	-	-	95.3	94.5
Mediums	70	21	0	-	91	24	3	0	-	27	6	69	0	-	75	193
% Mediums	2.1	5.5	0.0	-	2.5	5.2	1.9	-	-	4.3	2.2	2.6	-	-	2.6	2.7
Articulated Trucks	55	21	0	-	76	23	40	0	-	63	23	39	0	-	62	201
% Articulated Trucks	1.7	5.5	0.0	-	2.1	5.0	25.0	-	-	10.1	8.6	1.5	-	-	2.1	2.8
Bicycles on Crosswalk	-	-	-	0	-	-	-	-	21	-	-	-	-	0	-	-
% Bicycles on Crosswalk	-	-	-	-	-	-	-	-	100.0	-	-	-	-	-	-	-
Pedestrians	-	-	-	0	-	-	-	-	0	-	-	-	-	0	-	-
% Pedestrians	-	-	-	-	-	-	-	-	0.0	-	-	-	-	-	-	-

City of Lloydminster
4420-50 Avenue

Lloydminster, Alberta, Canada T9V 0W2
(780) 875-6184 waguinaldo@lloydminster.ca

Count Name: 47 Street and 62 Avenue
Site Code: 4762
Start Date: 07/09/2025
Page No: 3

Southbound Approach [N]		
Out	In	Total
2934	3491	6425
93	91	184
62	76	138
0	0	0
0	0	0
3089	**3658**	**6747**

T	L	U	P
3152	338	1	0
70	21	0	0
55	21	0	0
0	0	0	0
0	0	0	0
3277	**380**	**1**	**0**

07/09/2025 7:00 AM
Ending At
07/09/2025 6:00 PM

Lights
Mediums
Articulated Trucks
Bicycles on Crosswalk
Pedestrians

Westbound Approach [E]		
Out	In	Total
577	531	1108
27	27	54
44	63	107
0	0	0
0	0	0
648	**621**	**1269**

R	L	U	P
414	117	0	0
24	3	0	0
23	40	0	0
0	0	0	21
0	0	0	0
461	**160**	**0**	**21**

U	T	R	P
0	2519	239	0
0	69	6	0
0	39	23	0
0	0	0	0
0	0	0	0
0	**2627**	**268**	**0**

Northbound Approach [S]		
Out	In	Total
3269	2758	6027
73	75	148
95	62	157
0	0	0
0	0	0
3437	**2895**	**6332**

Turning Movement Data Plot

City of Lloydminster
4420-50 Avenue

Lloydminster, Alberta, Canada T9V 0W2
(780) 875-6184 waguinaldo@lloydminster.ca

Count Name: 47 Street and 62 Avenue
Site Code: 4762
Start Date: 07/09/2025

Turning Movement Peak Hour Data (7:30 AM)

Start Time	Southbound Approach					Westbound Approach					Northbound Approach					
	Southbound					Westbound					Northbound					
	Thru	Left	U-Turn	Peds	App. Total	Right	Left	U-Turn	Peds	App. Total	Right	Thru	U-Turn	Peds	App. Total	Int. Total
7:30 AM	39	9	0	0	48	14	2	0	0	16	10	168	0	0	178	242
7:45 AM	59	8	0	0	67	27	4	0	2	31	8	282	0	0	290	388
8:00 AM	54	14	0	0	68	21	6	0	1	27	8	143	0	0	151	246
8:15 AM	72	20	0	0	92	21	4	0	1	25	7	99	0	0	106	223
Total	224	51	0	0	275	83	16	0	4	99	33	692	0	0	725	1099
Approach %	81.5	18.5	0.0	-	-	83.8	16.2	0.0	-	-	4.6	95.4	0.0	-	-	-
Total %	20.4	4.6	0.0	-	25.0	7.6	1.5	0.0	-	9.0	3.0	63.0	0.0	-	66.0	-
PHF	0.778	0.638	0.000	-	0.747	0.769	0.667	0.000	-	0.798	0.825	0.613	0.000	-	0.625	0.708
Lights	205	44	0	-	249	75	6	0	-	81	27	673	0	-	700	1030
% Lights	91.5	86.3	-	-	90.5	90.4	37.5	-	-	81.8	81.8	97.3	-	-	96.6	93.7
Mediums	10	3	0	-	13	5	0	0	-	5	3	9	0	-	12	30
% Mediums	4.5	5.9	-	-	4.7	6.0	0.0	-	-	5.1	9.1	1.3	-	-	1.7	2.7
Articulated Trucks	9	4	0	-	13	3	10	0	-	13	3	10	0	-	13	39
% Articulated Trucks	4.0	7.8	-	-	4.7	3.6	62.5	-	-	13.1	9.1	1.4	-	-	1.8	3.5
Bicycles on Crosswalk	-	-	-	0	-	-	-	-	4	-	-	-	-	0	-	-
% Bicycles on Crosswalk	-	-	-	-	-	-	-	-	100.0	-	-	-	-	-	-	-
Pedestrians	-	-	-	0	-	-	-	-	0	-	-	-	-	0	-	-
% Pedestrians	-	-	-	-	-	-	-	-	0.0	-	-	-	-	-	-	-

City of Lloydminster
4420-50 Avenue

Lloydminster, Alberta, Canada T9V 0W2
(780) 875-6184 waguinaldo@lloydminster.ca

Count Name: 47 Street and 62 Avenue
Site Code: 4762
Start Date: 07/09/2025

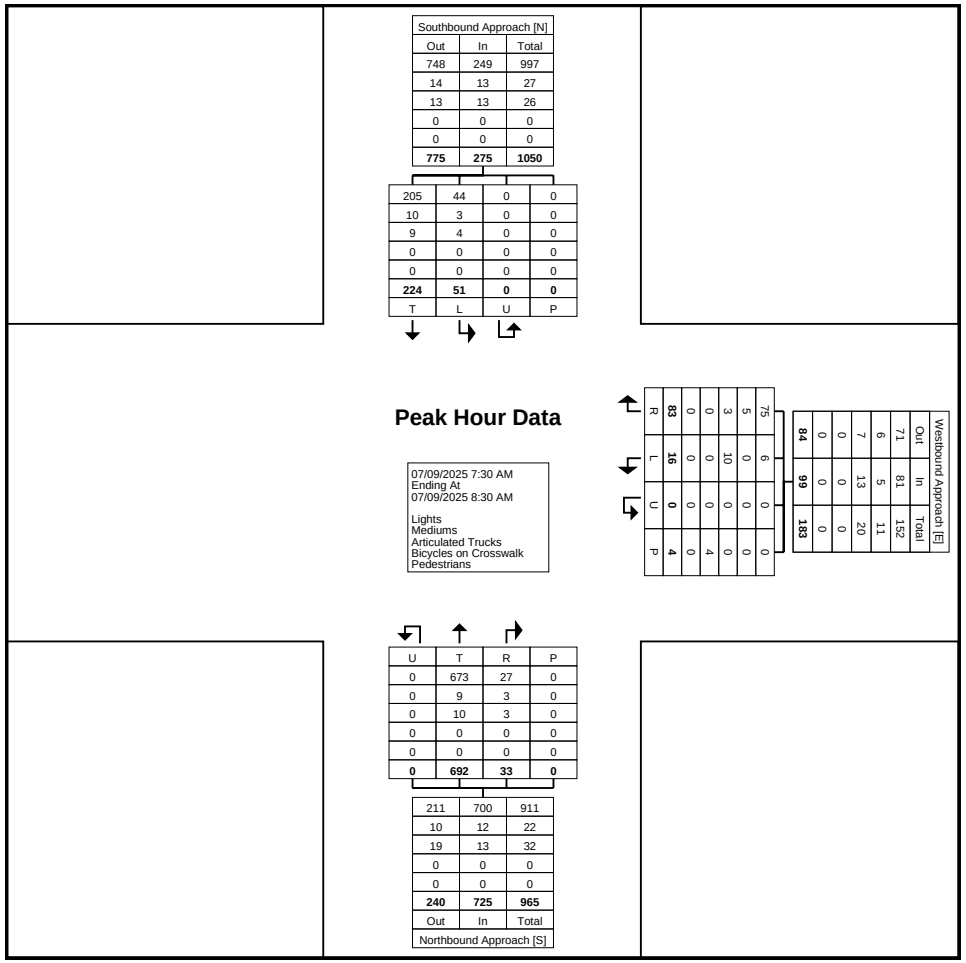

Turning Movement Peak Hour Data Plot (7:30 AM)

City of Lloydminster
4420-50 Avenue

Lloydminster, Alberta, Canada T9V 0W2
(780) 875-6184 waguinaldo@lloydminster.ca

Count Name: 47 Street and 62 Avenue
Site Code: 4762
Start Date: 07/09/2025

Turning Movement Peak Hour Data (11:30 AM)

Start Time	Southbound Approach					Westbound Approach					Northbound Approach					
	Southbound					Westbound					Northbound					
	Thru	Left	U-Turn	Peds	App. Total	Right	Left	U-Turn	Peds	App. Total	Right	Thru	U-Turn	Peds	App. Total	Int. Total
11:30 AM	304	16	0	0	320	14	9	0	0	23	12	90	0	0	102	445
11:45 AM	266	24	0	0	290	51	12	0	0	63	20	123	0	0	143	496
12:00 PM	314	45	0	0	359	49	14	0	1	63	18	120	0	0	138	560
12:15 PM	158	17	0	0	175	57	16	0	0	73	13	92	0	0	105	353
Total	1042	102	0	0	1144	171	51	0	1	222	63	425	0	0	488	1854
Approach %	91.1	8.9	0.0	-	-	77.0	23.0	0.0	-	-	12.9	87.1	0.0	-	-	-
Total %	56.2	5.5	0.0	-	61.7	9.2	2.8	0.0	-	12.0	3.4	22.9	0.0	-	26.3	-
PHF	0.830	0.567	0.000	-	0.797	0.750	0.797	0.000	-	0.760	0.788	0.864	0.000	-	0.853	0.828
Lights	1011	95	0	-	1106	157	47	0	-	204	59	399	0	-	458	1768
% Lights	97.0	93.1	-	-	96.7	91.8	92.2	-	-	91.9	93.7	93.9	-	-	93.9	95.4
Mediums	21	4	0	-	25	6	0	0	-	6	1	19	0	-	20	51
% Mediums	2.0	3.9	-	-	2.2	3.5	0.0	-	-	2.7	1.6	4.5	-	-	4.1	2.8
Articulated Trucks	10	3	0	-	13	8	4	0	-	12	3	7	0	-	10	35
% Articulated Trucks	1.0	2.9	-	-	1.1	4.7	7.8	-	-	5.4	4.8	1.6	-	-	2.0	1.9
Bicycles on Crosswalk	-	-	-	0	-	-	-	-	1	-	-	-	-	0	-	-
% Bicycles on Crosswalk	-	-	-	-	-	-	-	-	100.0	-	-	-	-	-	-	-
Pedestrians	-	-	-	0	-	-	-	-	0	-	-	-	-	0	-	-
% Pedestrians	-	-	-	-	-	-	-	-	0.0	-	-	-	-	-	-	-

City of Lloydminster
4420-50 Avenue

Lloydminster, Alberta, Canada T9V 0W2
(780) 875-6184 waguinaldo@lloydminster.ca

Count Name: 47 Street and 62 Avenue
Site Code: 4762
Start Date: 07/09/2025
Page No: 7

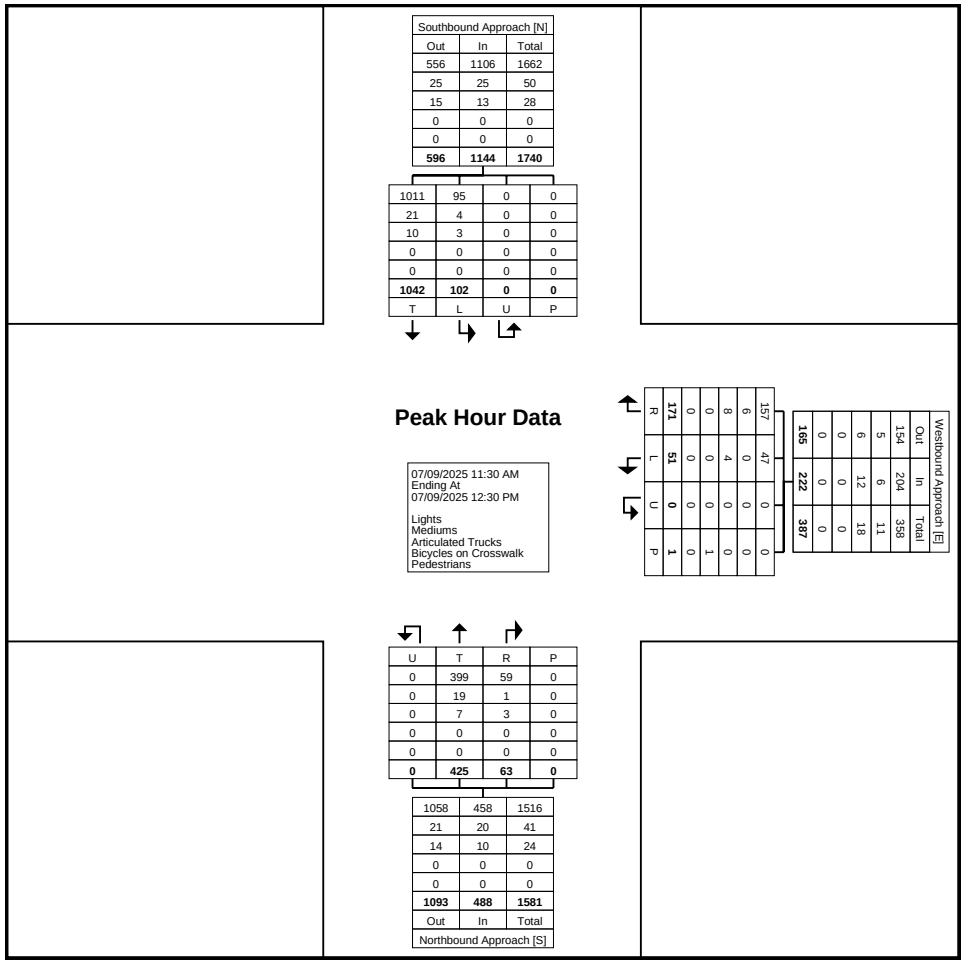

Turning Movement Peak Hour Data Plot (11:30 AM)

City of Lloydminster
4420-50 Avenue

Lloydminster, Alberta, Canada T9V 0W2
(780) 875-6184 waguinaldo@lloydminster.ca

Count Name: 47 Street and 62 Avenue
Site Code: 4762
Start Date: 07/09/2025

Turning Movement Peak Hour Data (4:30 PM)

Start Time	Southbound Approach					Westbound Approach					Northbound Approach					
	Southbound					Westbound					Northbound					
	Thru	Left	U-Turn	Peds	App. Total	Right	Left	U-Turn	Peds	App. Total	Right	Thru	U-Turn	Peds	App. Total	Int. Total
4:30 PM	196	23	0	0	219	7	5	0	2	12	7	80	0	0	87	318
4:45 PM	177	18	0	0	195	9	9	0	1	18	11	61	0	0	72	285
5:00 PM	267	22	0	0	289	9	5	0	2	14	20	86	0	0	106	409
5:15 PM	179	13	0	0	192	10	5	0	1	15	14	81	0	0	95	302
Total	819	76	0	0	895	35	24	0	6	59	52	308	0	0	360	1314
Approach %	91.5	8.5	0.0	-	-	59.3	40.7	0.0	-	-	14.4	85.6	0.0	-	-	-
Total %	62.3	5.8	0.0	-	68.1	2.7	1.8	0.0	-	4.5	4.0	23.4	0.0	-	27.4	-
PHF	0.767	0.826	0.000	-	0.774	0.875	0.667	0.000	-	0.819	0.650	0.895	0.000	-	0.849	0.803
Lights	806	73	0	-	879	30	19	0	-	49	49	297	0	-	346	1274
% Lights	98.4	96.1	-	-	98.2	85.7	79.2	-	-	83.1	94.2	96.4	-	-	96.1	97.0
Mediums	5	0	0	-	5	1	0	0	-	1	1	6	0	-	7	13
% Mediums	0.6	0.0	-	-	0.6	2.9	0.0	-	-	1.7	1.9	1.9	-	-	1.9	1.0
Articulated Trucks	8	3	0	-	11	4	5	0	-	9	2	5	0	-	7	27
% Articulated Trucks	1.0	3.9	-	-	1.2	11.4	20.8	-	-	15.3	3.8	1.6	-	-	1.9	2.1
Bicycles on Crosswalk	-	-	-	0	-	-	-	-	6	-	-	-	-	0	-	-
% Bicycles on Crosswalk	-	-	-	-	-	-	-	-	100.0	-	-	-	-	-	-	-
Pedestrians	-	-	-	0	-	-	-	-	0	-	-	-	-	0	-	-
% Pedestrians	-	-	-	-	-	-	-	-	0.0	-	-	-	-	-	-	-

City of Lloydminster
4420-50 Avenue

Lloydminster, Alberta, Canada T9V 0W2
(780) 875-6184 waguinaldo@lloydminster.ca

Count Name: 47 Street and 62 Avenue
Site Code: 4762
Start Date: 07/09/2025

Southbound Approach [N]		
Out	In	Total
327	879	1206
7	5	12
9	11	20
0	0	0
0	0	0
343	**895**	**1238**

806	73	0	0
5	0	0	0
8	3	0	0
0	0	0	0
0	0	0	0
819	**76**	**0**	**0**
T	L	U	P

Peak Hour Data

07/09/2025 4:30 PM
Ending At
07/09/2025 5:30 PM

Lights
Mediums
Articulated Trucks
Bicycles on Crosswalk
Pedestrians

R	L	U	P
35	**24**	**0**	**6**
0	0	0	0
0	0	0	6
4	5	0	0
1	0	0	0
30	19	0	0

Westbound Approach [E]		
Out	In	Total
122	49	171
1	1	2
5	9	14
0	0	0
0	0	0
128	**59**	**187**

U	T	R	P
0	297	49	0
0	6	1	0
0	5	2	0
0	0	0	0
0	0	0	0
0	**308**	**52**	**0**

825	346	1171
5	7	12
13	7	20
0	0	0
0	0	0
843	**360**	**1203**
Out	In	Total
Northbound Approach [S]		

Turning Movement Peak Hour Data Plot (4:30 PM)

City of Lloydminster
4420-50 Avenue

Lloydminster, Alberta, Canada T9V 0W2
(780) 875-6184 waguinaldo@lloydminster.ca

Count Name: 48 Street and 49 Avenue
Site Code: 4849
Start Date: 07/16/2025

Turning Movement Data

Start Time	Southbound Approach						Westbound Approach						Northbound Approach						Eastbound Approach						
	Southbound						Westbound						Northbound						Eastbound						
	Right	Thru	Left	U-Turn	Peds	App. Total	Right	Thru	Left	U-Turn	Peds	App. Total	Right	Thru	Left	U-Turn	Peds	App. Total	Right	Thru	Left	U-Turn	Peds	App. Total	Int. Total
7:15 AM	0	7	0	0	0	7	0	0	2	0	0	2	0	27	1	0	0	28	1	0	0	0	0	1	38
7:30 AM	2	13	0	0	0	15	1	2	0	0	0	3	0	40	2	0	0	42	1	0	3	0	0	4	64
7:45 AM	2	22	1	0	0	25	1	2	0	0	0	3	1	68	4	0	0	73	3	2	0	0	0	5	106
Hourly Total	4	42	1	0	0	47	2	4	2	0	0	8	1	135	7	0	0	143	5	2	3	0	0	10	208
8:00 AM	3	19	0	0	1	22	0	2	0	0	1	2	0	59	4	0	0	63	1	0	0	0	0	1	88
8:15 AM	1	19	0	0	0	20	0	0	1	0	0	1	4	40	3	0	0	47	5	2	0	0	0	7	75
8:30 AM	1	20	0	0	0	21	0	2	2	0	0	4	1	21	5	0	0	27	0	1	1	0	0	2	54
8:45 AM	2	24	0	0	0	26	1	2	3	0	0	6	1	30	3	0	0	34	4	1	1	0	1	6	72
Hourly Total	7	82	0	0	1	89	1	6	6	0	1	13	6	150	15	0	0	171	10	4	2	0	1	16	289
*** BREAK ***	-	-	-	-	-	-	-	-	-	-	-	-	-	-	-	-	-	-	-	-	-	-	-	-	-
11:30 AM	5	39	0	0	0	44	0	2	0	0	0	2	1	45	8	0	0	54	6	0	2	0	0	8	108
11:45 AM	3	51	0	0	0	54	0	0	0	0	0	0	1	34	5	0	1	40	8	4	1	0	6	13	107
Hourly Total	8	90	0	0	0	98	0	2	0	0	0	2	2	79	13	0	1	94	14	4	3	0	6	21	215
12:00 PM	9	66	2	0	2	77	2	2	1	0	2	5	2	37	6	0	0	45	12	2	5	0	2	19	146
12:15 PM	2	56	1	0	0	59	1	1	2	0	0	4	1	30	6	0	0	37	7	1	3	0	4	11	111
12:30 PM	6	59	0	0	0	65	3	0	1	0	3	4	0	46	4	0	2	50	11	2	2	0	0	15	134
12:45 PM	5	53	0	0	0	58	2	4	0	0	0	6	0	49	8	0	0	57	10	1	5	0	0	16	137
Hourly Total	22	234	3	0	2	259	8	7	4	0	5	19	3	162	24	0	2	189	40	6	15	0	6	61	528
1:00 PM	3	58	0	0	0	61	2	1	3	0	0	6	1	49	6	0	0	56	9	3	2	0	3	14	137
1:15 PM	7	42	1	0	0	50	3	0	0	0	0	3	4	42	10	0	0	56	11	0	3	0	5	14	123
*** BREAK ***	-	-	-	-	-	-	-	-	-	-	-	-	-	-	-	-	-	-	-	-	-	-	-	-	-
Hourly Total	10	100	1	0	0	111	5	1	3	0	0	9	5	91	16	0	0	112	20	3	5	0	8	28	260
4:00 PM	3	48	1	0	1	52	3	2	0	0	1	5	0	29	8	0	1	37	9	3	2	0	5	14	108
4:15 PM	8	50	0	0	0	58	1	1	1	0	0	3	2	30	7	0	3	39	8	2	1	0	1	11	111
4:30 PM	3	70	3	0	0	76	3	4	1	0	2	8	0	28	8	0	2	36	8	5	2	0	2	15	135
4:45 PM	7	54	0	0	0	61	2	1	1	0	1	4	1	46	5	0	2	52	14	4	3	0	0	21	138
Hourly Total	21	222	4	0	1	247	9	8	3	0	4	20	3	133	28	0	8	164	39	14	8	0	8	61	492
5:00 PM	10	70	1	0	1	81	0	4	1	0	1	5	0	24	5	0	0	29	9	3	0	0	1	12	127
5:15 PM	3	69	1	0	0	73	3	5	1	0	0	9	2	30	6	0	0	38	8	3	1	0	0	12	132
5:30 PM	2	38	1	0	0	41	2	2	2	0	0	6	1	28	3	0	0	32	3	3	1	0	1	7	86
5:45 PM	3	29	1	0	0	33	3	2	1	0	1	6	0	25	4	0	0	29	5	7	3	0	0	15	83
Hourly Total	18	206	4	0	1	228	8	13	5	0	2	26	3	107	18	0	0	128	25	16	5	0	2	46	428
6:00 PM	1	39	2	0	1	42	1	1	1	0	1	3	2	23	2	0	0	27	3	0	0	0	0	3	75
Grand Total	91	1015	15	0	6	1121	34	42	24	0	13	100	25	880	123	0	11	1028	156	49	41	0	31	246	2495
Approach %	8.1	90.5	1.3	0.0	-	-	34.0	42.0	24.0	0.0	-	-	2.4	85.6	12.0	0.0	-	-	63.4	19.9	16.7	0.0	-	-	-

Total %	3.6	40.7	0.6	0.0	-	44.9	1.4	1.7	1.0	0.0	-	4.0	1.0	35.3	4.9	0.0	-	41.2	6.3	2.0	1.6	0.0	-	9.9	-
Lights	89	995	15	0	-	1099	34	42	24	0	-	100	23	851	120	0	-	994	155	49	41	0	-	245	2438
% Lights	97.8	98.0	100.0	-	-	98.0	100.0	100.0	100.0	-	-	100.0	92.0	96.7	97.6	-	-	96.7	99.4	100.0	100.0	-	-	99.6	97.7
Mediums	2	18	0	0	-	20	0	0	0	0	-	0	2	26	3	0	-	31	1	0	0	0	-	1	52
% Mediums	2.2	1.8	0.0	-	-	1.8	0.0	0.0	0.0	-	-	0.0	8.0	3.0	2.4	-	-	3.0	0.6	0.0	0.0	-	-	0.4	2.1
Articulated Trucks	0	2	0	0	-	2	0	0	0	0	-	0	0	3	0	0	-	3	0	0	0	0	-	0	5
% Articulated Trucks	0.0	0.2	0.0	-	-	0.2	0.0	0.0	0.0	-	-	0.0	0.0	0.3	0.0	-	-	0.3	0.0	0.0	0.0	-	-	0.0	0.2
Bicycles on Crosswalk	-	-	-	-	1	-	-	-	-	-	5	-	-	-	-	-	3	-	-	-	-	-	4	-	-
% Bicycles on Crosswalk	-	-	-	-	16.7	-	-	-	-	-	38.5	-	-	-	-	-	27.3	-	-	-	-	-	12.9	-	-
Pedestrians	-	-	-	-	5	-	-	-	-	-	8	-	-	-	-	-	8	-	-	-	-	-	27	-	-
% Pedestrians	-	-	-	-	83.3	-	-	-	-	-	61.5	-	-	-	-	-	72.7	-	-	-	-	-	87.1	-	-

City of Lloydminster
4420-50 Avenue

Lloydminster, Alberta, Canada T9V 0W2
(780) 875-6184 waguinaldo@lloydminster.ca

Count Name: 48 Street and 49 Avenue
Site Code: 4849
Start Date: 07/16/2025
Page No: 3

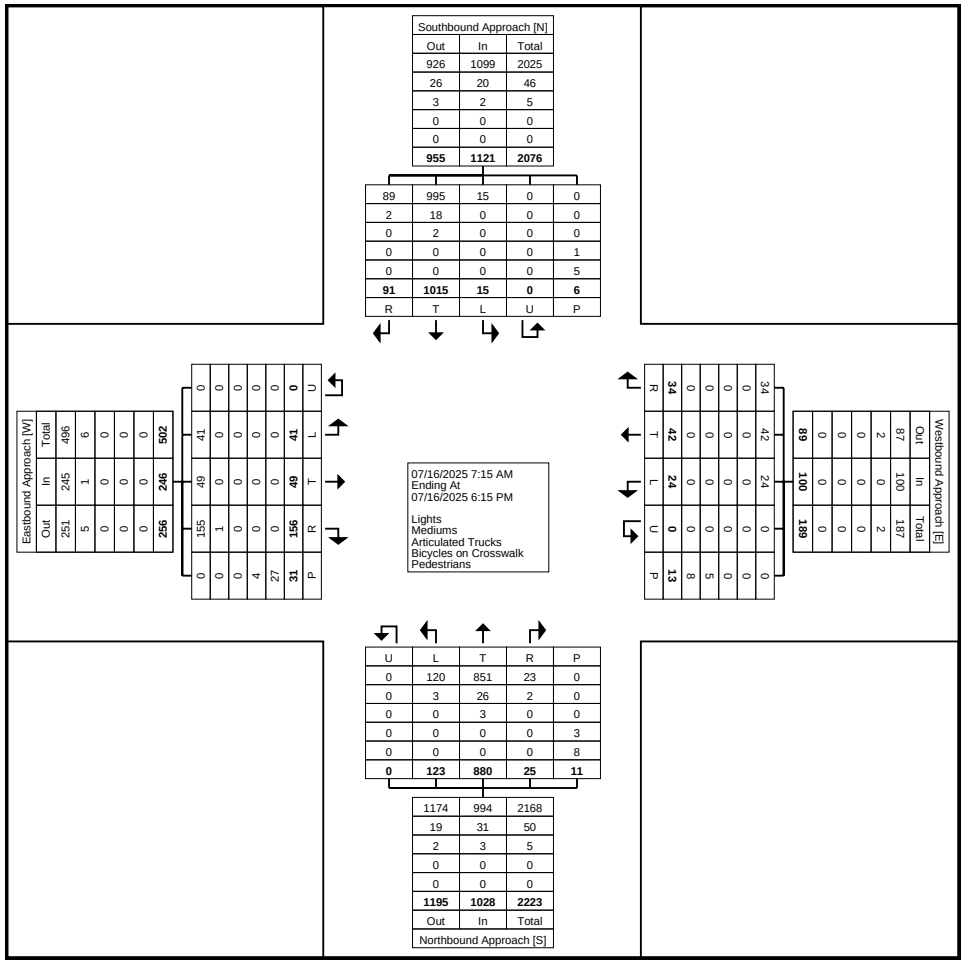

Turning Movement Data Plot

City of Lloydminster
4420-50 Avenue

Lloydminster, Alberta, Canada T9V 0W2
(780) 875-6184 waguinaldo@lloydminster.ca

Count Name: 48 Street and 49 Avenue
Site Code: 4849
Start Date: 07/16/2025

Turning Movement Peak Hour Data (7:30 AM)

Start Time	Southbound Approach						Westbound Approach						Northbound Approach						Eastbound Approach						
	Southbound						Westbound						Northbound						Eastbound						
	Right	Thru	Left	U-Turn	Peds	App. Total	Right	Thru	Left	U-Turn	Peds	App. Total	Right	Thru	Left	U-Turn	Peds	App. Total	Right	Thru	Left	U-Turn	Peds	App. Total	Int. Total
7:30 AM	2	13	0	0	0	15	1	2	0	0	0	3	0	40	2	0	0	42	1	0	3	0	0	4	64
7:45 AM	2	22	1	0	0	25	1	2	0	0	0	3	1	68	4	0	0	73	3	2	0	0	0	5	106
8:00 AM	3	19	0	0	1	22	0	2	0	0	1	2	0	59	4	0	0	63	1	0	0	0	0	1	88
8:15 AM	1	19	0	0	0	20	0	0	1	0	0	1	4	40	3	0	0	47	5	2	0	0	0	7	75
Total	8	73	1	0	1	82	2	6	1	0	1	9	5	207	13	0	0	225	10	4	3	0	0	17	333
Approach %	9.8	89.0	1.2	0.0	-	-	22.2	66.7	11.1	0.0	-	-	2.2	92.0	5.8	0.0	-	-	58.8	23.5	17.6	0.0	-	-	-
Total %	2.4	21.9	0.3	0.0	-	24.6	0.6	1.8	0.3	0.0	-	2.7	1.5	62.2	3.9	0.0	-	67.6	3.0	1.2	0.9	0.0	-	5.1	-
PHF	0.667	0.830	0.250	0.000	-	0.820	0.500	0.750	0.250	0.000	-	0.750	0.313	0.761	0.813	0.000	-	0.771	0.500	0.500	0.250	0.000	-	0.607	0.785
Lights	8	71	1	0	-	80	2	6	1	0	-	9	5	200	12	0	-	217	9	4	3	0	-	16	322
% Lights	100.0	97.3	100.0	-	-	97.6	100.0	100.0	100.0	-	-	100.0	100.0	96.6	92.3	-	-	96.4	90.0	100.0	100.0	-	-	94.1	96.7
Mediums	0	2	0	0	-	2	0	0	0	0	-	0	0	6	1	0	-	7	1	0	0	0	-	1	10
% Mediums	0.0	2.7	0.0	-	-	2.4	0.0	0.0	0.0	-	-	0.0	0.0	2.9	7.7	-	-	3.1	10.0	0.0	0.0	-	-	5.9	3.0
Articulated Trucks	0	0	0	0	-	0	0	0	0	0	-	0	0	1	0	0	-	1	0	0	0	0	-	0	1
% Articulated Trucks	0.0	0.0	0.0	-	-	0.0	0.0	0.0	0.0	-	-	0.0	0.0	0.5	0.0	-	-	0.4	0.0	0.0	0.0	-	-	0.0	0.3
Bicycles on Crosswalk	-	-	-	-	0	-	-	-	-	-	0	-	-	-	-	-	0	-	-	-	-	-	0	-	-
% Bicycles on Crosswalk	-	-	-	-	0.0	-	-	-	-	-	0.0	-	-	-	-	-	-	-	-	-	-	-	-	-	-
Pedestrians	-	-	-	-	1	-	-	-	-	-	1	-	-	-	-	-	0	-	-	-	-	-	0	-	-
% Pedestrians	-	-	-	-	100.0	-	-	-	-	-	100.0	-	-	-	-	-	-	-	-	-	-	-	-	-	-

City of Lloydminster
4420-50 Avenue

Lloydminster, Alberta, Canada T9V 0W2
(780) 875-6184 waguinaldo@lloydminster.ca

Count Name: 48 Street and 49 Avenue
Site Code: 4849
Start Date: 07/16/2025

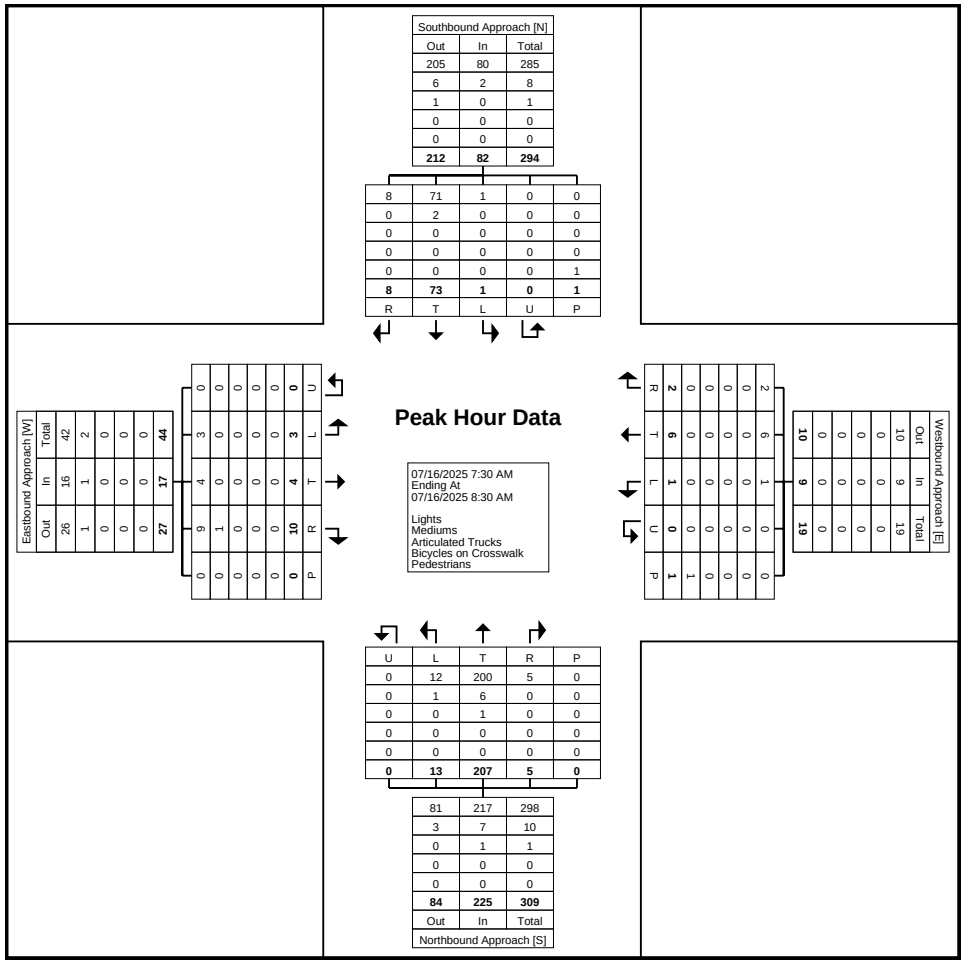

Turning Movement Peak Hour Data Plot (7:30 AM)

City of Lloydminster
4420-50 Avenue

Lloydminster, Alberta, Canada T9V 0W2
(780) 875-6184 waguinaldo@lloydminster.ca

Count Name: 48 Street and 49 Avenue
Site Code: 4849
Start Date: 07/16/2025

Turning Movement Peak Hour Data (12:30 PM)

Start Time	Southbound Approach						Westbound Approach						Northbound Approach						Eastbound Approach						
	Southbound						Westbound						Northbound						Eastbound						
	Right	Thru	Left	U-Turn	Peds	App. Total	Right	Thru	Left	U-Turn	Peds	App. Total	Right	Thru	Left	U-Turn	Peds	App. Total	Right	Thru	Left	U-Turn	Peds	App. Total	Int. Total
12:30 PM	6	59	0	0	0	65	3	0	1	0	3	4	0	46	4	0	2	50	11	2	2	0	0	15	134
12:45 PM	5	53	0	0	0	58	2	4	0	0	0	6	0	49	8	0	0	57	10	1	5	0	0	16	137
1:00 PM	3	58	0	0	0	61	2	1	3	0	0	6	1	49	6	0	0	56	9	3	2	0	3	14	137
1:15 PM	7	42	1	0	0	50	3	0	0	0	0	3	4	42	10	0	0	56	11	0	3	0	5	14	123
Total	21	212	1	0	0	234	10	5	4	0	3	19	5	186	28	0	2	219	41	6	12	0	8	59	531
Approach %	9.0	90.6	0.4	0.0	-	-	52.6	26.3	21.1	0.0	-	-	2.3	84.9	12.8	0.0	-	-	69.5	10.2	20.3	0.0	-	-	-
Total %	4.0	39.9	0.2	0.0	-	44.1	1.9	0.9	0.8	0.0	-	3.6	0.9	35.0	5.3	0.0	-	41.2	7.7	1.1	2.3	0.0	-	11.1	-
PHF	0.750	0.898	0.250	0.000	-	0.900	0.833	0.313	0.333	0.000	-	0.792	0.313	0.949	0.700	0.000	-	0.961	0.932	0.500	0.600	0.000	-	0.922	0.969
Lights	20	209	1	0	-	230	10	5	4	0	-	19	5	179	27	0	-	211	41	6	12	0	-	59	519
% Lights	95.2	98.6	100.0	-	-	98.3	100.0	100.0	100.0	-	-	100.0	100.0	96.2	96.4	-	-	96.3	100.0	100.0	100.0	-	-	100.0	97.7
Mediums	1	1	0	0	-	2	0	0	0	0	-	0	0	6	1	0	-	7	0	0	0	0	-	0	9
% Mediums	4.8	0.5	0.0	-	-	0.9	0.0	0.0	0.0	-	-	0.0	0.0	3.2	3.6	-	-	3.2	0.0	0.0	0.0	-	-	0.0	1.7
Articulated Trucks	0	2	0	0	-	2	0	0	0	0	-	0	0	1	0	0	-	1	0	0	0	0	-	0	3
% Articulated Trucks	0.0	0.9	0.0	-	-	0.9	0.0	0.0	0.0	-	-	0.0	0.0	0.5	0.0	-	-	0.5	0.0	0.0	0.0	-	-	0.0	0.6
Bicycles on Crosswalk	-	-	-	-	0	-	-	-	-	-	3	-	-	-	-	-	2	-	-	-	-	-	2	-	-
% Bicycles on Crosswalk	-	-	-	-	-	-	-	-	-	-	100.0	-	-	-	-	-	100.0	-	-	-	-	-	25.0	-	-
Pedestrians	-	-	-	-	0	-	-	-	-	-	0	-	-	-	-	-	0	-	-	-	-	-	6	-	-
% Pedestrians	-	-	-	-	-	-	-	-	-	-	0.0	-	-	-	-	-	0.0	-	-	-	-	-	75.0	-	-

City of Lloydminster
4420-50 Avenue

Lloydminster, Alberta, Canada T9V 0W2
(780) 875-6184 waguinaldo@lloydminster.ca

Count Name: 48 Street and 49 Avenue
Site Code: 4849
Start Date: 07/16/2025

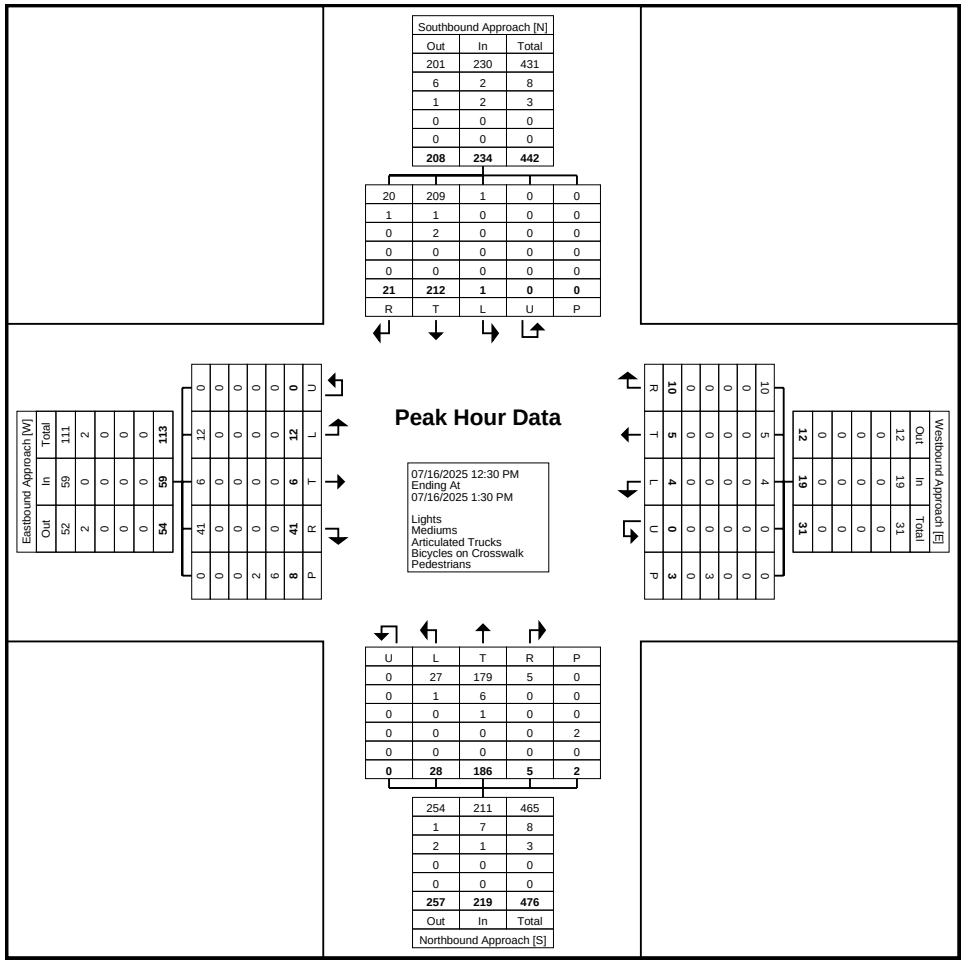

Turning Movement Peak Hour Data Plot (12:30 PM)

City of Lloydminster
4420-50 Avenue

Lloydminster, Alberta, Canada T9V 0W2
(780) 875-6184 waguinaldo@lloydminster.ca

Count Name: 48 Street and 49 Avenue
Site Code: 4849
Start Date: 07/16/2025

Turning Movement Peak Hour Data (4:30 PM)

Start Time	Southbound Approach						Westbound Approach						Northbound Approach						Eastbound Approach						
	Southbound						Westbound						Northbound						Eastbound						
	Right	Thru	Left	U-Turn	Peds	App. Total	Right	Thru	Left	U-Turn	Peds	App. Total	Right	Thru	Left	U-Turn	Peds	App. Total	Right	Thru	Left	U-Turn	Peds	App. Total	Int. Total
4:30 PM	3	70	3	0	0	76	3	4	1	0	2	8	0	28	8	0	2	36	8	5	2	0	2	15	135
4:45 PM	7	54	0	0	0	61	2	1	1	0	1	4	1	46	5	0	2	52	14	4	3	0	0	21	138
5:00 PM	10	70	1	0	1	81	0	4	1	0	1	5	0	24	5	0	0	29	9	3	0	0	1	12	127
5:15 PM	3	69	1	0	0	73	3	5	1	0	0	9	2	30	6	0	0	38	8	3	1	0	0	12	132
Total	23	263	5	0	1	291	8	14	4	0	4	26	3	128	24	0	4	155	39	15	6	0	3	60	532
Approach %	7.9	90.4	1.7	0.0	-	-	30.8	53.8	15.4	0.0	-	-	1.9	82.6	15.5	0.0	-	-	65.0	25.0	10.0	0.0	-	-	-
Total %	4.3	49.4	0.9	0.0	-	54.7	1.5	2.6	0.8	0.0	-	4.9	0.6	24.1	4.5	0.0	-	29.1	7.3	2.8	1.1	0.0	-	11.3	-
PHF	0.575	0.939	0.417	0.000	-	0.898	0.667	0.700	1.000	0.000	-	0.722	0.375	0.696	0.750	0.000	-	0.745	0.696	0.750	0.500	0.000	-	0.714	0.964
Lights	23	260	5	0	-	288	8	14	4	0	-	26	3	124	24	0	-	151	39	15	6	0	-	60	525
% Lights	100.0	98.9	100.0	-	-	99.0	100.0	100.0	100.0	-	-	100.0	100.0	96.9	100.0	-	-	97.4	100.0	100.0	100.0	-	-	100.0	98.7
Mediums	0	3	0	0	-	3	0	0	0	0	-	0	0	4	0	0	-	4	0	0	0	0	-	0	7
% Mediums	0.0	1.1	0.0	-	-	1.0	0.0	0.0	0.0	-	-	0.0	0.0	3.1	0.0	-	-	2.6	0.0	0.0	0.0	-	-	0.0	1.3
Articulated Trucks	0	0	0	0	-	0	0	0	0	0	-	0	0	0	0	0	-	0	0	0	0	0	-	0	0
% Articulated Trucks	0.0	0.0	0.0	-	-	0.0	0.0	0.0	0.0	-	-	0.0	0.0	0.0	0.0	-	-	0.0	0.0	0.0	0.0	-	-	0.0	0.0
Bicycles on Crosswalk	-	-	-	-	1	-	-	-	-	-	1	-	-	-	-	-	0	-	-	-	-	-	0	-	-
% Bicycles on Crosswalk	-	-	-	-	100.0	-	-	-	-	-	25.0	-	-	-	-	-	0.0	-	-	-	-	-	0.0	-	-
Pedestrians	-	-	-	-	0	-	-	-	-	-	3	-	-	-	-	-	4	-	-	-	-	-	3	-	-
% Pedestrians	-	-	-	-	0.0	-	-	-	-	-	75.0	-	-	-	-	-	100.0	-	-	-	-	-	100.0	-	-

City of Lloydminster
4420-50 Avenue

Lloydminster, Alberta, Canada T9V 0W2
(780) 875-6184 waguinaldo@lloydminster.ca

Count Name: 48 Street and 49 Avenue
Site Code: 4849
Start Date: 07/16/2025

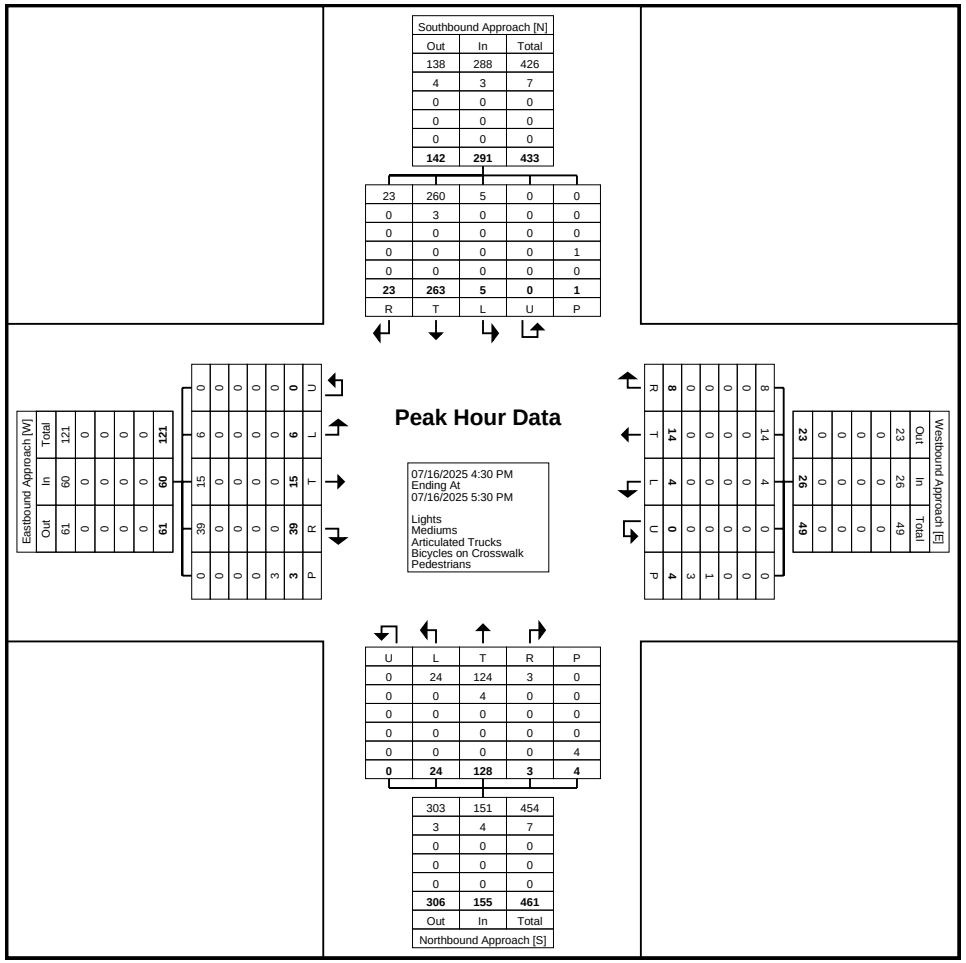

Turning Movement Peak Hour Data Plot (4:30 PM)

City of Lloydminster
4420-50 Avenue

Lloydminster, Alberta, Canada T9V 0W2
(780) 875-6184 waguinaldo@lloydminster.ca

Count Name: 48 Street and 50 Avenue
Site Code: 4850
Start Date: 07/17/2025

Turning Movement Data

Start Time	Southbound Approach						Westbound Approach						Northbound Approach						Eastbound Approach						
	Southbound						Westbound						Northbound						Eastbound						
	Right	Thru	Left	U-Turn	Peds	App. Total	Right	Thru	Left	U-Turn	Peds	App. Total	Right	Thru	Left	U-Turn	Peds	App. Total	Right	Thru	Left	U-Turn	Peds	App. Total	Int. Total
7:00 AM	0	22	0	0	0	22	0	1	0	0	0	1	1	35	0	0	0	36	1	1	0	0	0	2	61
7:15 AM	0	29	0	0	0	29	0	1	1	0	0	2	1	42	1	0	0	44	1	1	1	0	2	3	78
7:30 AM	3	46	0	0	0	49	1	2	2	0	0	5	4	52	0	0	0	56	2	3	1	0	3	6	116
7:45 AM	2	48	0	0	0	50	1	6	1	0	1	8	4	87	2	0	1	93	2	1	0	0	2	3	154
Hourly Total	5	145	0	0	0	150	2	10	4	0	1	16	10	216	3	0	1	229	6	6	2	0	7	14	409
8:00 AM	4	59	0	0	0	63	1	3	3	0	0	7	6	74	4	0	0	84	6	2	4	0	0	12	166
8:15 AM	0	59	0	0	1	59	2	1	5	0	1	8	3	37	1	0	0	41	4	3	0	0	1	7	115
8:30 AM	3	49	0	1	2	53	0	4	0	0	0	4	6	51	4	0	0	61	7	3	1	0	1	11	129
8:45 AM	2	65	2	0	0	69	2	4	6	0	0	12	4	56	0	0	4	60	8	1	1	0	3	10	151
Hourly Total	9	232	2	1	3	244	5	12	14	0	1	31	19	218	9	0	4	246	25	9	6	0	5	40	561
*** BREAK ***	-	-	-	-	-	-	-	-	-	-	-	-	-	-	-	-	-	-	-	-	-	-	-	-	-
11:30 AM	1	84	0	0	1	85	6	4	5	0	2	15	8	76	4	0	15	88	14	2	4	0	7	20	208
11:45 AM	3	59	2	0	1	64	2	5	2	0	1	9	8	85	5	0	4	98	13	4	4	0	4	21	192
Hourly Total	4	143	2	0	2	149	8	9	7	0	3	24	16	161	9	0	19	186	27	6	8	0	11	41	400
12:00 PM	5	90	3	0	3	98	1	7	13	0	4	21	7	76	1	0	9	84	13	10	4	0	9	27	230
12:15 PM	4	91	0	0	1	95	3	6	3	0	0	12	7	83	1	0	5	91	12	7	4	0	5	23	221
12:30 PM	3	81	1	0	1	85	2	4	2	0	2	8	10	65	1	0	6	76	10	5	5	0	9	20	189
12:45 PM	4	78	0	0	4	82	1	8	4	0	4	13	9	98	4	0	2	111	6	2	3	0	5	11	217
Hourly Total	16	340	4	0	9	360	7	25	22	0	10	54	33	322	7	0	22	362	41	24	16	0	28	81	857
1:00 PM	6	85	0	0	2	91	3	7	5	0	1	15	14	88	2	0	17	104	13	11	6	0	10	30	240
1:15 PM	3	70	1	0	0	74	4	4	6	0	3	14	8	81	1	0	5	90	14	7	8	0	5	29	207
*** BREAK ***	-	-	-	-	-	-	-	-	-	-	-	-	-	-	-	-	-	-	-	-	-	-	-	-	-
Hourly Total	9	155	1	0	2	165	7	11	11	0	4	29	22	169	3	0	22	194	27	18	14	0	15	59	447
4:00 PM	3	91	1	0	1	95	3	5	5	0	0	13	8	67	8	0	5	83	17	2	2	0	5	21	212
4:15 PM	3	84	0	0	2	87	1	2	8	0	3	11	6	76	2	0	3	84	16	3	2	0	5	21	203
4:30 PM	2	98	0	0	1	100	3	9	4	0	1	16	1	93	3	0	7	97	13	5	2	0	11	20	233
4:45 PM	1	100	2	0	3	103	5	5	5	0	3	15	6	76	1	0	6	83	9	7	3	0	6	19	220
Hourly Total	9	373	3	0	7	385	12	21	22	0	7	55	21	312	14	0	21	347	55	17	9	0	27	81	868
5:00 PM	3	114	0	0	0	117	4	9	12	0	3	25	9	70	1	0	6	80	14	4	1	0	9	19	241
5:15 PM	1	105	1	0	3	107	1	7	3	0	1	11	5	67	2	0	5	74	8	4	1	0	4	13	205
5:30 PM	3	97	1	0	2	101	2	4	3	0	2	9	3	78	0	0	3	81	4	0	2	0	1	6	197
5:45 PM	1	89	0	0	2	90	1	2	6	0	5	9	2	83	1	0	0	86	3	4	0	1	2	8	193
Hourly Total	8	405	2	0	7	415	8	22	24	0	11	54	19	298	4	0	14	321	29	12	4	1	16	46	836
Grand Total	60	1793	14	1	30	1868	49	110	104	0	37	263	140	1696	49	0	103	1885	210	92	59	1	109	362	4378
Approach %	3.2	96.0	0.7	0.1	-	-	18.6	41.8	39.5	0.0	-	-	7.4	90.0	2.6	0.0	-	-	58.0	25.4	16.3	0.3	-	-	-

Total %	1.4	41.0	0.3	0.0	-	42.7	1.1	2.5	2.4	0.0	-	6.0	3.2	38.7	1.1	0.0	-	43.1	4.8	2.1	1.3	0.0	-	8.3	-
Lights	59	1770	14	1	-	1844	49	109	102	0	-	260	140	1676	49	0	-	1865	209	91	58	1	-	359	4328
% Lights	98.3	98.7	100.0	100.0	-	98.7	100.0	99.1	98.1	-	-	98.9	100.0	98.8	100.0	-	-	98.9	99.5	98.9	98.3	100.0	-	99.2	98.9
Mediums	1	23	0	0	-	24	0	1	1	0	-	2	0	17	0	0	-	17	1	1	1	0	-	3	46
% Mediums	1.7	1.3	0.0	0.0	-	1.3	0.0	0.9	1.0	-	-	0.8	0.0	1.0	0.0	-	-	0.9	0.5	1.1	1.7	0.0	-	0.8	1.1
Articulated Trucks	0	0	0	0	-	0	0	0	1	0	-	1	0	3	0	0	-	3	0	0	0	0	-	0	4
% Articulated Trucks	0.0	0.0	0.0	0.0	-	0.0	0.0	0.0	1.0	-	-	0.4	0.0	0.2	0.0	-	-	0.2	0.0	0.0	0.0	0.0	-	0.0	0.1
Bicycles on Crosswalk	-	-	-	-	3	-	-	-	-	-	1	-	-	-	-	-	5	-	-	-	-	-	9	-	-
% Bicycles on Crosswalk	-	-	-	-	10.0	-	-	-	-	-	2.7	-	-	-	-	-	4.9	-	-	-	-	-	8.3	-	-
Pedestrians	-	-	-	-	27	-	-	-	-	-	36	-	-	-	-	-	98	-	-	-	-	-	100	-	-
% Pedestrians	-	-	-	-	90.0	-	-	-	-	-	97.3	-	-	-	-	-	95.1	-	-	-	-	-	91.7	-	-

City of Lloydminster
4420-50 Avenue

Lloydminster, Alberta, Canada T9V 0W2
(780) 875-6184 waguinaldo@lloydminster.ca

Count Name: 48 Street and 50 Avenue
Site Code: 4850
Start Date: 07/17/2025

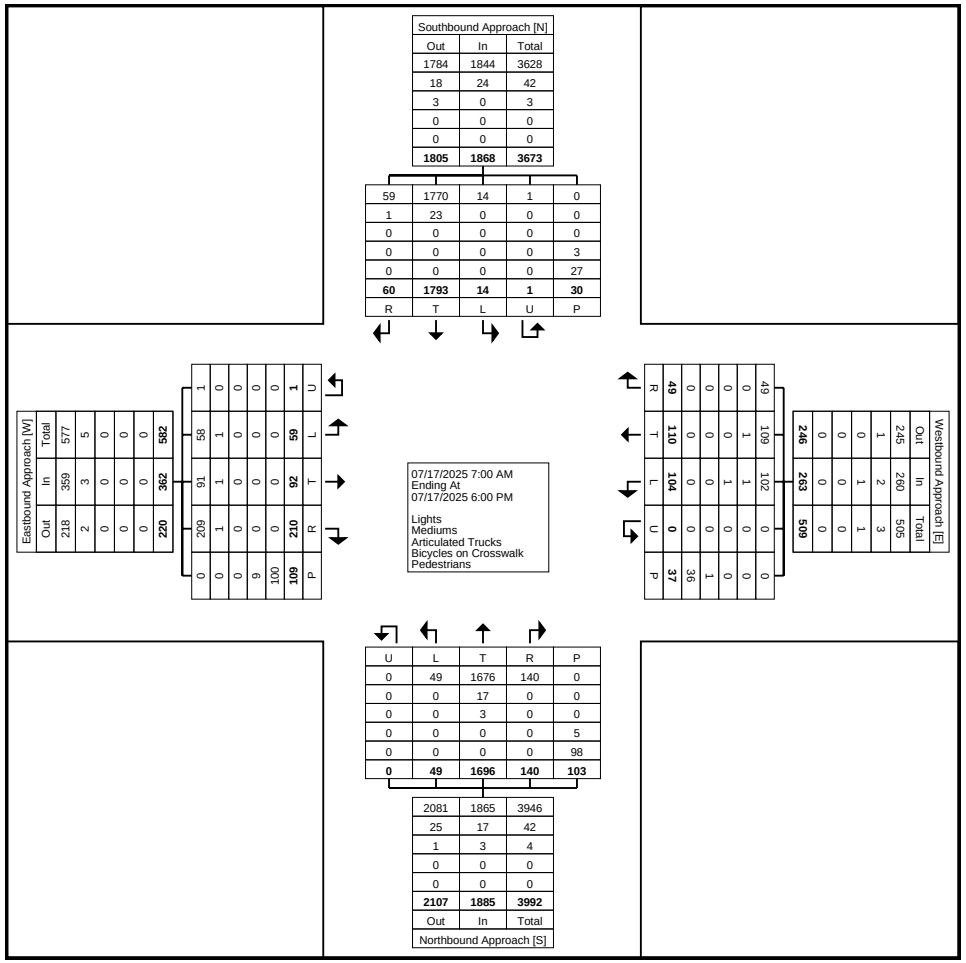

Turning Movement Data Plot

City of Lloydminster
4420-50 Avenue

Lloydminster, Alberta, Canada T9V 0W2
(780) 875-6184 waguinaldo@lloydminster.ca

Count Name: 48 Street and 50 Avenue
Site Code: 4850
Start Date: 07/17/2025

Turning Movement Peak Hour Data (7:45 AM)

Start Time	Southbound Approach						Westbound Approach						Northbound Approach						Eastbound Approach						
	Southbound						Westbound						Northbound						Eastbound						
	Right	Thru	Left	U-Turn	Peds	App. Total	Right	Thru	Left	U-Turn	Peds	App. Total	Right	Thru	Left	U-Turn	Peds	App. Total	Right	Thru	Left	U-Turn	Peds	App. Total	Int. Total
7:45 AM	2	48	0	0	0	50	1	6	1	0	1	8	4	87	2	0	1	93	2	1	0	0	2	3	154
8:00 AM	4	59	0	0	0	63	1	3	3	0	0	7	6	74	4	0	0	84	6	2	4	0	0	12	166
8:15 AM	0	59	0	0	1	59	2	1	5	0	1	8	3	37	1	0	0	41	4	3	0	0	1	7	115
8:30 AM	3	49	0	1	2	53	0	4	0	0	0	4	6	51	4	0	0	61	7	3	1	0	1	11	129
Total	9	215	0	1	3	225	4	14	9	0	2	27	19	249	11	0	1	279	19	9	5	0	4	33	564
Approach %	4.0	95.6	0.0	0.4	-	-	14.8	51.9	33.3	0.0	-	-	6.8	89.2	3.9	0.0	-	-	57.6	27.3	15.2	0.0	-	-	-
Total %	1.6	38.1	0.0	0.2	-	39.9	0.7	2.5	1.6	0.0	-	4.8	3.4	44.1	2.0	0.0	-	49.5	3.4	1.6	0.9	0.0	-	5.9	-
PHF	0.563	0.911	0.000	0.250	-	0.893	0.500	0.583	0.450	0.000	-	0.844	0.792	0.716	0.688	0.000	-	0.750	0.679	0.750	0.313	0.000	-	0.688	0.849
Lights	9	212	0	1	-	222	4	14	8	0	-	26	19	248	11	0	-	278	18	9	5	0	-	32	558
% Lights	100.0	98.6	-	100.0	-	98.7	100.0	100.0	88.9	-	-	96.3	100.0	99.6	100.0	-	-	99.6	94.7	100.0	100.0	-	-	97.0	98.9
Mediums	0	3	0	0	-	3	0	0	0	0	-	0	0	0	0	0	-	0	1	0	0	0	-	1	4
% Mediums	0.0	1.4	-	0.0	-	1.3	0.0	0.0	0.0	-	-	0.0	0.0	0.0	0.0	-	-	0.0	5.3	0.0	0.0	-	-	3.0	0.7
Articulated Trucks	0	0	0	0	-	0	0	0	1	0	-	1	0	1	0	0	-	1	0	0	0	0	-	0	2
% Articulated Trucks	0.0	0.0	-	0.0	-	0.0	0.0	0.0	11.1	-	-	3.7	0.0	0.4	0.0	-	-	0.4	0.0	0.0	0.0	-	-	0.0	0.4
Bicycles on Crosswalk	-	-	-	-	1	-	-	-	-	-	0	-	-	-	-	-	1	-	-	-	-	-	2	-	-
% Bicycles on Crosswalk	-	-	-	-	33.3	-	-	-	-	-	0.0	-	-	-	-	-	100.0	-	-	-	-	-	50.0	-	-
Pedestrians	-	-	-	-	2	-	-	-	-	-	2	-	-	-	-	-	0	-	-	-	-	-	2	-	-
% Pedestrians	-	-	-	-	66.7	-	-	-	-	-	100.0	-	-	-	-	-	0.0	-	-	-	-	-	50.0	-	-

City of Lloydminster
4420-50 Avenue

Lloydminster, Alberta, Canada T9V 0W2
(780) 875-6184 waguinaldo@lloydminster.ca

Count Name: 48 Street and 50 Avenue
Site Code: 4850
Start Date: 07/17/2025
Page No: 5

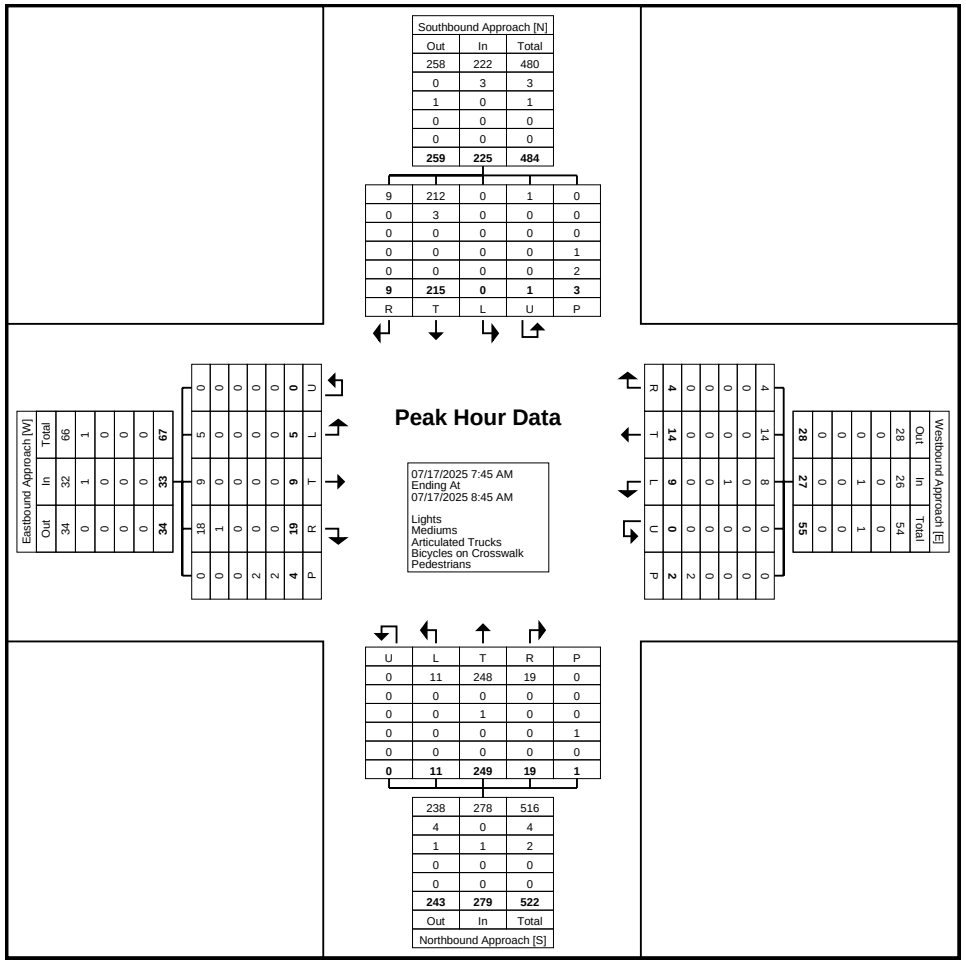

Turning Movement Peak Hour Data Plot (7:45 AM)

City of Lloydminster
4420-50 Avenue

Lloydminster, Alberta, Canada T9V 0W2
(780) 875-6184 waguinaldo@lloydminster.ca

Count Name: 48 Street and 50 Avenue
Site Code: 4850
Start Date: 07/17/2025

Turning Movement Peak Hour Data (12:15 PM)

Start Time	Southbound Approach						Westbound Approach						Northbound Approach						Eastbound Approach						
	Southbound						Westbound						Northbound						Eastbound						
	Right	Thru	Left	U-Turn	Peds	App. Total	Right	Thru	Left	U-Turn	Peds	App. Total	Right	Thru	Left	U-Turn	Peds	App. Total	Right	Thru	Left	U-Turn	Peds	App. Total	Int. Total
12:15 PM	4	91	0	0	1	95	3	6	3	0	0	12	7	83	1	0	5	91	12	7	4	0	5	23	221
12:30 PM	3	81	1	0	1	85	2	4	2	0	2	8	10	65	1	0	6	76	10	5	5	0	9	20	189
12:45 PM	4	78	0	0	4	82	1	8	4	0	4	13	9	98	4	0	2	111	6	2	3	0	5	11	217
1:00 PM	6	85	0	0	2	91	3	7	5	0	1	15	14	88	2	0	17	104	13	11	6	0	10	30	240
Total	17	335	1	0	8	353	9	25	14	0	7	48	40	334	8	0	30	382	41	25	18	0	29	84	867
Approach %	4.8	94.9	0.3	0.0	-	-	18.8	52.1	29.2	0.0	-	-	10.5	87.4	2.1	0.0	-	-	48.8	29.8	21.4	0.0	-	-	-
Total %	2.0	38.6	0.1	0.0	-	40.7	1.0	2.9	1.6	0.0	-	5.5	4.6	38.5	0.9	0.0	-	44.1	4.7	2.9	2.1	0.0	-	9.7	-
PHF	0.708	0.920	0.250	0.000	-	0.929	0.750	0.781	0.700	0.000	-	0.800	0.714	0.852	0.500	0.000	-	0.860	0.788	0.568	0.750	0.000	-	0.700	0.903
Lights	17	331	1	0	-	349	9	25	14	0	-	48	40	328	8	0	-	376	41	24	18	0	-	83	856
% Lights	100.0	98.8	100.0	-	-	98.9	100.0	100.0	100.0	-	-	100.0	100.0	98.2	100.0	-	-	98.4	100.0	96.0	100.0	-	-	98.8	98.7
Mediums	0	4	0	0	-	4	0	0	0	0	-	0	0	6	0	0	-	6	0	1	0	0	-	1	11
% Mediums	0.0	1.2	0.0	-	-	1.1	0.0	0.0	0.0	-	-	0.0	0.0	1.8	0.0	-	-	1.6	0.0	4.0	0.0	-	-	1.2	1.3
Articulated Trucks	0	0	0	0	-	0	0	0	0	0	-	0	0	0	0	0	-	0	0	0	0	0	-	0	0
% Articulated Trucks	0.0	0.0	0.0	-	-	0.0	0.0	0.0	0.0	-	-	0.0	0.0	0.0	0.0	-	-	0.0	0.0	0.0	0.0	-	-	0.0	0.0
Bicycles on Crosswalk	-	-	-	-	0	-	-	-	-	-	0	-	-	-	-	-	2	-	-	-	-	-	4	-	-
% Bicycles on Crosswalk	-	-	-	-	0.0	-	-	-	-	-	0.0	-	-	-	-	-	6.7	-	-	-	-	-	13.8	-	-
Pedestrians	-	-	-	-	8	-	-	-	-	-	7	-	-	-	-	-	28	-	-	-	-	-	25	-	-
% Pedestrians	-	-	-	-	100.0	-	-	-	-	-	100.0	-	-	-	-	-	93.3	-	-	-	-	-	86.2	-	-

City of Lloydminster
4420-50 Avenue

Lloydminster, Alberta, Canada T9V 0W2
(780) 875-6184 waguinaldo@lloydminster.ca

Count Name: 48 Street and 50 Avenue
Site Code: 4850
Start Date: 07/17/2025
Page No: 7

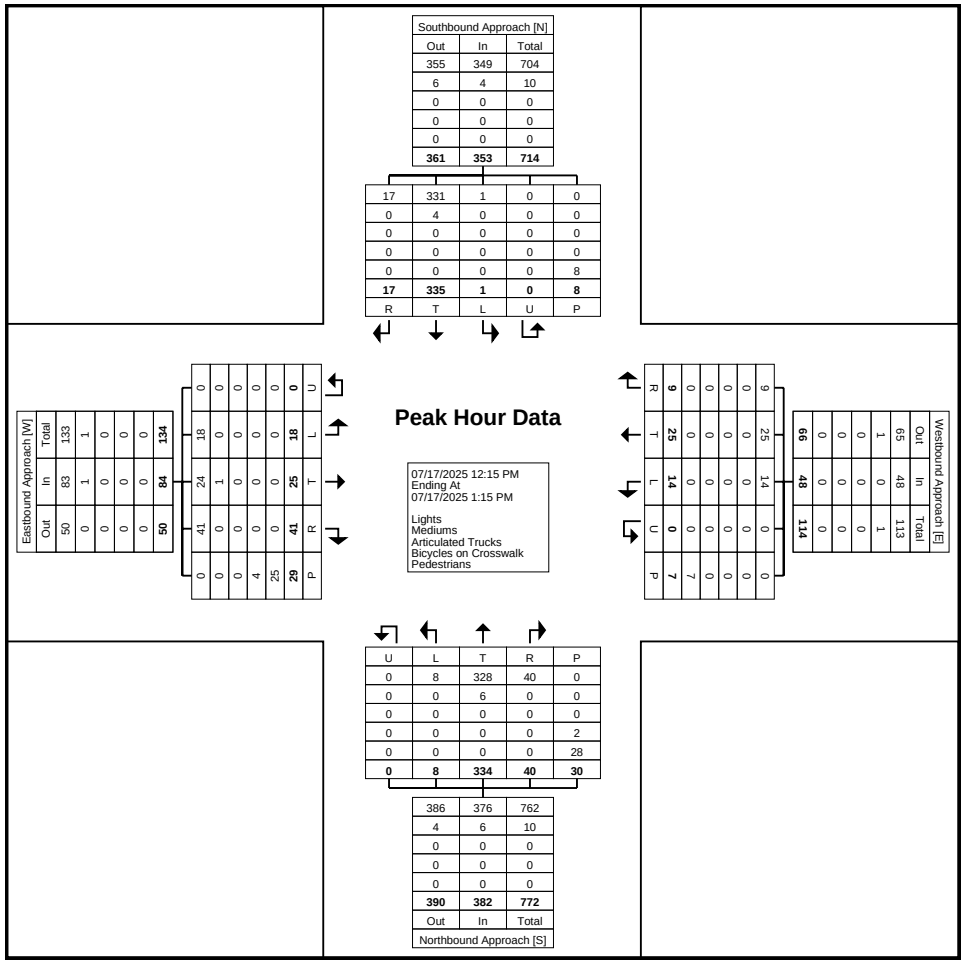

Turning Movement Peak Hour Data Plot (12:15 PM)

City of Lloydminster
4420-50 Avenue

Lloydminster, Alberta, Canada T9V 0W2
(780) 875-6184 waguinaldo@lloydminster.ca

Count Name: 48 Street and 50 Avenue
Site Code: 4850
Start Date: 07/17/2025

Turning Movement Peak Hour Data (4:30 PM)

Start Time	Southbound Approach						Westbound Approach						Northbound Approach						Eastbound Approach						
	Southbound						Westbound						Northbound						Eastbound						
	Right	Thru	Left	U-Turn	Peds	App. Total	Right	Thru	Left	U-Turn	Peds	App. Total	Right	Thru	Left	U-Turn	Peds	App. Total	Right	Thru	Left	U-Turn	Peds	App. Total	Int. Total
4:30 PM	2	98	0	0	1	100	3	9	4	0	1	16	1	93	3	0	7	97	13	5	2	0	11	20	233
4:45 PM	1	100	2	0	3	103	5	5	5	0	3	15	6	76	1	0	6	83	9	7	3	0	6	19	220
5:00 PM	3	114	0	0	0	117	4	9	12	0	3	25	9	70	1	0	6	80	14	4	1	0	9	19	241
5:15 PM	1	105	1	0	3	107	1	7	3	0	1	11	5	67	2	0	5	74	8	4	1	0	4	13	205
Total	7	417	3	0	7	427	13	30	24	0	8	67	21	306	7	0	24	334	44	20	7	0	30	71	899
Approach %	1.6	97.7	0.7	0.0	-	-	19.4	44.8	35.8	0.0	-	-	6.3	91.6	2.1	0.0	-	-	62.0	28.2	9.9	0.0	-	-	-
Total %	0.8	46.4	0.3	0.0	-	47.5	1.4	3.3	2.7	0.0	-	7.5	2.3	34.0	0.8	0.0	-	37.2	4.9	2.2	0.8	0.0	-	7.9	-
PHF	0.583	0.914	0.375	0.000	-	0.912	0.650	0.833	0.500	0.000	-	0.670	0.583	0.823	0.583	0.000	-	0.861	0.786	0.714	0.583	0.000	-	0.888	0.933
Lights	7	413	3	0	-	423	13	30	24	0	-	67	21	303	7	0	-	331	44	20	6	0	-	70	891
% Lights	100.0	99.0	100.0	-	-	99.1	100.0	100.0	100.0	-	-	100.0	100.0	99.0	100.0	-	-	99.1	100.0	100.0	85.7	-	-	98.6	99.1
Mediums	0	4	0	0	-	4	0	0	0	0	-	0	0	2	0	0	-	2	0	0	1	0	-	1	7
% Mediums	0.0	1.0	0.0	-	-	0.9	0.0	0.0	0.0	-	-	0.0	0.0	0.7	0.0	-	-	0.6	0.0	0.0	14.3	-	-	1.4	0.8
Articulated Trucks	0	0	0	0	-	0	0	0	0	0	-	0	0	1	0	0	-	1	0	0	0	0	-	0	1
% Articulated Trucks	0.0	0.0	0.0	-	-	0.0	0.0	0.0	0.0	-	-	0.0	0.0	0.3	0.0	-	-	0.3	0.0	0.0	0.0	-	-	0.0	0.1
Bicycles on Crosswalk	-	-	-	-	1	-	-	-	-	-	0	-	-	-	-	-	1	-	-	-	-	-	1	-	-
% Bicycles on Crosswalk	-	-	-	-	14.3	-	-	-	-	-	0.0	-	-	-	-	-	4.2	-	-	-	-	-	3.3	-	-
Pedestrians	-	-	-	-	6	-	-	-	-	-	8	-	-	-	-	-	23	-	-	-	-	-	29	-	-
% Pedestrians	-	-	-	-	85.7	-	-	-	-	-	100.0	-	-	-	-	-	95.8	-	-	-	-	-	96.7	-	-

City of Lloydminster
4420-50 Avenue

Lloydminster, Alberta, Canada T9V 0W2
(780) 875-6184 waguinaldo@lloydminster.ca

Count Name: 48 Street and 50 Avenue
Site Code: 4850
Start Date: 07/17/2025

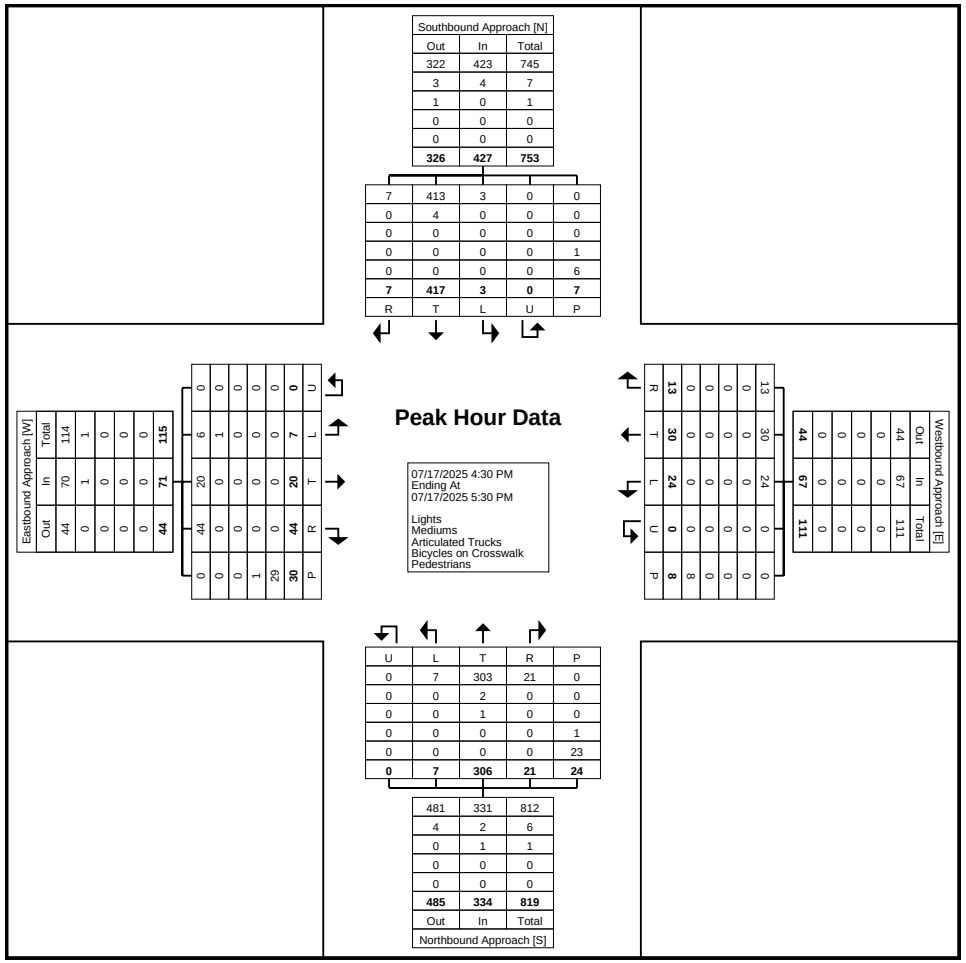

Turning Movement Peak Hour Data Plot (4:30 PM)

City of Lloydminster
4420-50 Avenue

Lloydminster, Alberta, Canada T9V 0W2
(780) 875-6184 waguinaldo@lloydminster.ca

Count Name: 50 Street and 50 Avenue
Site Code: 5050
Start Date: 07/08/2025

Turning Movement Data

Start Time	Southbound Approach						Westbound Approach						Northbound Approach						Eastbound Approach						
	Southbound						Westbound						Northbound						Eastbound						
	Right	Thru	Left	U-Turn	Peds	App. Total	Right	Thru	Left	U-Turn	Peds	App. Total	Right	Thru	Left	U-Turn	Peds	App. Total	Right	Thru	Left	U-Turn	Peds	App. Total	Int. Total
7:00 AM	2	17	0	0	0	19	2	2	3	0	0	7	0	30	1	0	0	31	2	0	2	0	1	4	61
7:15 AM	1	21	2	0	0	24	0	2	1	0	0	3	3	47	0	0	0	50	1	4	8	0	0	13	90
7:30 AM	1	38	0	0	0	39	2	2	0	0	0	4	2	52	1	0	0	55	1	6	13	0	1	20	118
7:45 AM	3	50	1	0	0	54	3	8	2	0	0	13	0	68	0	0	0	68	1	15	23	0	0	39	174
Hourly Total	7	126	3	0	0	136	7	14	6	0	0	27	5	197	2	0	0	204	5	25	46	0	2	76	443
8:00 AM	6	54	1	0	0	61	2	3	2	0	0	7	3	38	3	0	0	44	5	4	15	0	1	24	136
8:15 AM	3	48	1	0	0	52	1	6	2	0	0	9	1	33	1	0	0	35	2	8	12	0	1	22	118
8:30 AM	5	55	4	0	0	64	0	6	3	0	0	9	3	47	1	0	0	51	1	9	6	0	1	16	140
8:45 AM	5	52	1	0	0	58	2	11	6	0	0	19	4	54	5	0	0	63	2	10	9	0	0	21	161
Hourly Total	19	209	7	0	0	235	5	26	13	0	0	44	11	172	10	0	0	193	10	31	42	0	3	83	555
*** BREAK ***	-	-	-	-	-	-	-	-	-	-	-	-	-	-	-	-	-	-	-	-	-	-	-	-	-
11:30 AM	3	86	2	0	0	91	6	13	9	0	1	28	5	70	2	0	0	77	3	11	16	0	0	30	226
11:45 AM	4	74	2	0	4	80	6	18	6	0	1	30	6	52	1	0	0	59	9	9	14	0	4	32	201
Hourly Total	7	160	4	0	4	171	12	31	15	0	2	58	11	122	3	0	0	136	12	20	30	0	4	62	427
12:00 PM	7	90	3	0	1	100	5	19	4	0	3	28	7	53	3	0	1	63	13	18	17	0	6	48	239
12:15 PM	8	90	0	0	1	98	1	18	6	0	2	25	11	75	1	0	0	87	8	11	19	0	4	38	248
12:30 PM	2	67	0	0	2	69	3	13	10	0	0	26	13	67	2	0	0	82	12	15	18	0	7	45	222
12:45 PM	3	79	2	0	3	84	3	23	3	0	0	29	4	65	2	0	0	71	11	12	25	0	11	48	232
Hourly Total	20	326	5	0	7	351	12	73	23	0	5	108	35	260	8	0	1	303	44	56	79	0	28	179	941
1:00 PM	8	79	1	0	3	88	4	12	7	0	1	23	10	82	2	0	0	94	18	19	17	0	5	54	259
1:15 PM	7	86	1	0	2	94	3	14	13	0	0	30	7	71	3	0	0	81	12	20	11	0	3	43	248
*** BREAK ***	-	-	-	-	-	-	-	-	-	-	-	-	-	-	-	-	-	-	-	-	-	-	-	-	-
Hourly Total	15	165	2	0	5	182	7	26	20	0	1	53	17	153	5	0	0	175	30	39	28	0	8	97	507
4:00 PM	9	94	0	0	0	103	3	6	11	0	1	20	3	69	2	0	0	74	10	10	17	0	1	37	234
4:15 PM	4	93	1	0	1	98	1	12	6	0	0	19	5	82	3	0	0	90	6	7	22	0	0	35	242
4:30 PM	5	80	0	0	1	85	2	11	8	0	0	21	8	65	0	0	0	73	12	18	27	0	1	57	236
4:45 PM	5	93	3	0	0	101	2	9	2	0	0	13	5	51	4	0	0	60	9	20	16	0	1	45	219
Hourly Total	23	360	4	0	2	387	8	38	27	0	1	73	21	267	9	0	0	297	37	55	82	0	3	174	931
5:00 PM	6	100	3	0	1	109	1	17	6	0	0	24	4	71	1	0	0	76	10	12	26	0	2	48	257
5:15 PM	4	112	2	0	0	118	5	10	3	0	0	18	4	69	3	0	0	76	6	9	16	0	0	31	243
5:30 PM	2	93	0	0	0	95	2	9	6	0	0	17	3	57	1	0	0	61	5	13	16	0	4	34	207
5:45 PM	7	78	1	0	2	86	1	7	3	0	0	11	6	71	2	0	0	79	4	8	8	0	0	20	196
Hourly Total	19	383	6	0	3	408	9	43	18	0	0	70	17	268	7	0	0	292	25	42	66	0	6	133	903
Grand Total	110	1729	31	0	21	1870	60	251	122	0	9	433	117	1439	44	0	1	1600	163	268	373	0	54	804	4707
Approach %	5.9	92.5	1.7	0.0	-	-	13.9	58.0	28.2	0.0	-	-	7.3	89.9	2.8	0.0	-	-	20.3	33.3	46.4	0.0	-	-	-

Total %	2.3	36.7	0.7	0.0	-	39.7	1.3	5.3	2.6	0.0	-	9.2	2.5	30.6	0.9	0.0	-	34.0	3.5	5.7	7.9	0.0	-	17.1	-
Lights	110	1710	29	0	-	1849	59	246	122	0	-	427	117	1428	43	0	-	1588	160	264	370	0	-	794	4658
% Lights	100.0	98.9	93.5	-	-	98.9	98.3	98.0	100.0	-	-	98.6	100.0	99.2	97.7	-	-	99.3	98.2	98.5	99.2	-	-	98.8	99.0
Mediums	0	18	2	0	-	20	1	4	0	0	-	5	0	10	1	0	-	11	2	4	3	0	-	9	45
% Mediums	0.0	1.0	6.5	-	-	1.1	1.7	1.6	0.0	-	-	1.2	0.0	0.7	2.3	-	-	0.7	1.2	1.5	0.8	-	-	1.1	1.0
Articulated Trucks	0	1	0	0	-	1	0	1	0	0	-	1	0	1	0	0	-	1	1	0	0	0	-	1	4
% Articulated Trucks	0.0	0.1	0.0	-	-	0.1	0.0	0.4	0.0	-	-	0.2	0.0	0.1	0.0	-	-	0.1	0.6	0.0	0.0	-	-	0.1	0.1
Bicycles on Crosswalk	-	-	-	-	1	-	-	-	-	-	0	-	-	-	-	-	0	-	-	-	-	-	7	-	-
% Bicycles on Crosswalk	-	-	-	-	4.8	-	-	-	-	-	0.0	-	-	-	-	-	0.0	-	-	-	-	-	13.0	-	-
Pedestrians	-	-	-	-	20	-	-	-	-	-	9	-	-	-	-	-	1	-	-	-	-	-	47	-	-
% Pedestrians	-	-	-	-	95.2	-	-	-	-	-	100.0	-	-	-	-	-	100.0	-	-	-	-	-	87.0	-	-

City of Lloydminster
4420-50 Avenue

Lloydminster, Alberta, Canada T9V 0W2
(780) 875-6184 waguinaldo@lloydminster.ca

Count Name: 50 Street and 50 Avenue
Site Code: 5050
Start Date: 07/08/2025

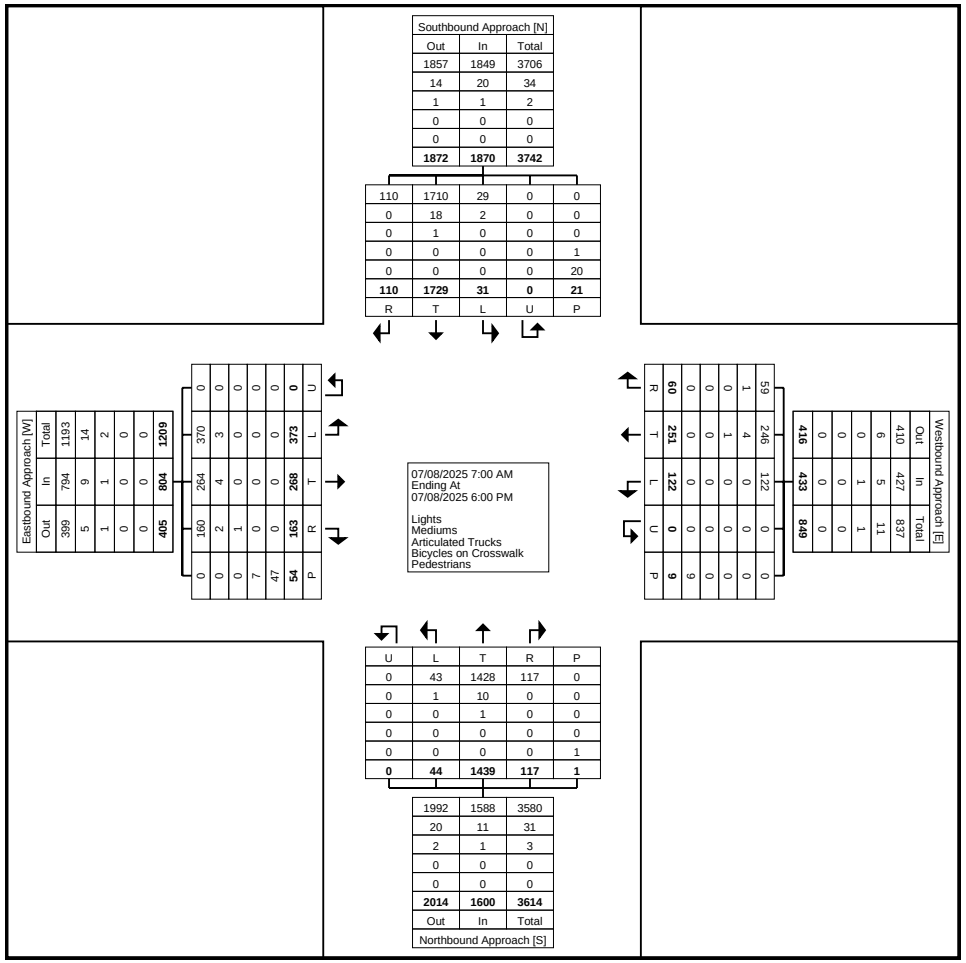

Turning Movement Data Plot

City of Lloydminster
4420-50 Avenue

Lloydminster, Alberta, Canada T9V 0W2
(780) 875-6184 waguinaldo@lloydminster.ca

Count Name: 50 Street and 50 Avenue
Site Code: 5050
Start Date: 07/08/2025

Turning Movement Peak Hour Data (7:45 AM)

Start Time	Southbound Approach						Westbound Approach						Northbound Approach						Eastbound Approach						
	Southbound						Westbound						Northbound						Eastbound						
	Right	Thru	Left	U-Turn	Peds	App. Total	Right	Thru	Left	U-Turn	Peds	App. Total	Right	Thru	Left	U-Turn	Peds	App. Total	Right	Thru	Left	U-Turn	Peds	App. Total	Int. Total
7:45 AM	3	50	1	0	0	54	3	8	2	0	0	13	0	68	0	0	0	68	1	15	23	0	0	39	174
8:00 AM	6	54	1	0	0	61	2	3	2	0	0	7	3	38	3	0	0	44	5	4	15	0	1	24	136
8:15 AM	3	48	1	0	0	52	1	6	2	0	0	9	1	33	1	0	0	35	2	8	12	0	1	22	118
8:30 AM	5	55	4	0	0	64	0	6	3	0	0	9	3	47	1	0	0	51	1	9	6	0	1	16	140
Total	17	207	7	0	0	231	6	23	9	0	0	38	7	186	5	0	0	198	9	36	56	0	3	101	568
Approach %	7.4	89.6	3.0	0.0	-	-	15.8	60.5	23.7	0.0	-	-	3.5	93.9	2.5	0.0	-	-	8.9	35.6	55.4	0.0	-	-	-
Total %	3.0	36.4	1.2	0.0	-	40.7	1.1	4.0	1.6	0.0	-	6.7	1.2	32.7	0.9	0.0	-	34.9	1.6	6.3	9.9	0.0	-	17.8	-
PHF	0.708	0.941	0.438	0.000	-	0.902	0.500	0.719	0.750	0.000	-	0.731	0.583	0.684	0.417	0.000	-	0.728	0.450	0.600	0.609	0.000	-	0.647	0.816
Lights	17	205	6	0	-	228	6	20	9	0	-	35	7	183	5	0	-	195	8	36	55	0	-	99	557
% Lights	100.0	99.0	85.7	-	-	98.7	100.0	87.0	100.0	-	-	92.1	100.0	98.4	100.0	-	-	98.5	88.9	100.0	98.2	-	-	98.0	98.1
Mediums	0	2	1	0	-	3	0	3	0	0	-	3	0	2	0	0	-	2	0	0	1	0	-	1	9
% Mediums	0.0	1.0	14.3	-	-	1.3	0.0	13.0	0.0	-	-	7.9	0.0	1.1	0.0	-	-	1.0	0.0	0.0	1.8	-	-	1.0	1.6
Articulated Trucks	0	0	0	0	-	0	0	0	0	0	-	0	0	1	0	0	-	1	1	0	0	0	-	1	2
% Articulated Trucks	0.0	0.0	0.0	-	-	0.0	0.0	0.0	0.0	-	-	0.0	0.0	0.5	0.0	-	-	0.5	11.1	0.0	0.0	-	-	1.0	0.4
Bicycles on Crosswalk	-	-	-	-	0	-	-	-	-	-	0	-	-	-	-	-	0	-	-	-	-	-	0	-	-
% Bicycles on Crosswalk	-	-	-	-	-	-	-	-	-	-	-	-	-	-	-	-	-	-	-	-	-	-	0.0	-	-
Pedestrians	-	-	-	-	0	-	-	-	-	-	0	-	-	-	-	-	0	-	-	-	-	-	3	-	-
% Pedestrians	-	-	-	-	-	-	-	-	-	-	-	-	-	-	-	-	-	-	-	-	-	-	100.0	-	-

City of Lloydminster
4420-50 Avenue

Lloydminster, Alberta, Canada T9V 0W2
(780) 875-6184 waguinaldo@lloydminster.ca

Count Name: 50 Street and 50 Avenue
Site Code: 5050
Start Date: 07/08/2025

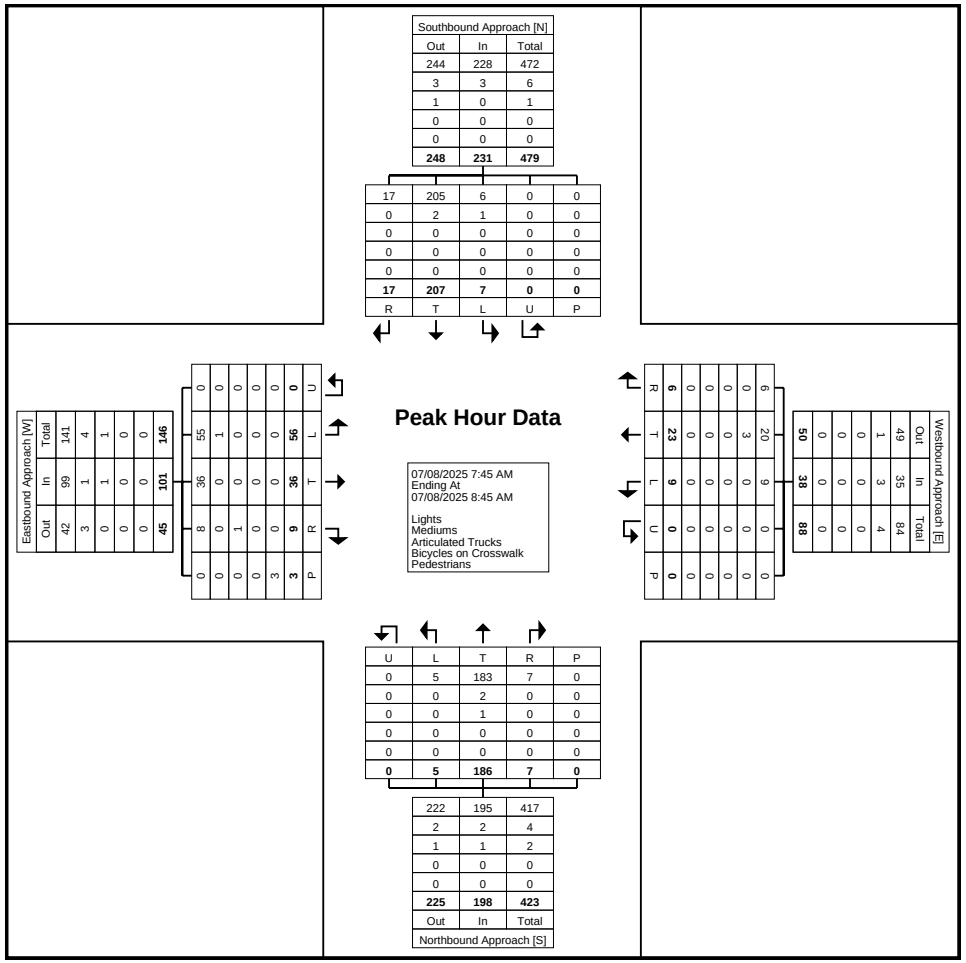

Turning Movement Peak Hour Data Plot (7:45 AM)

City of Lloydminster
4420-50 Avenue

Lloydminster, Alberta, Canada T9V 0W2
(780) 875-6184 waguinaldo@lloydminster.ca

Count Name: 50 Street and 50 Avenue
Site Code: 5050
Start Date: 07/08/2025

Turning Movement Peak Hour Data (12:15 PM)

Start Time	Southbound Approach						Westbound Approach						Northbound Approach						Eastbound Approach						
	Southbound						Westbound						Northbound						Eastbound						
	Right	Thru	Left	U-Turn	Peds	App. Total	Right	Thru	Left	U-Turn	Peds	App. Total	Right	Thru	Left	U-Turn	Peds	App. Total	Right	Thru	Left	U-Turn	Peds	App. Total	Int. Total
12:15 PM	8	90	0	0	1	98	1	18	6	0	2	25	11	75	1	0	0	87	8	11	19	0	4	38	248
12:30 PM	2	67	0	0	2	69	3	13	10	0	0	26	13	67	2	0	0	82	12	15	18	0	7	45	222
12:45 PM	3	79	2	0	3	84	3	23	3	0	0	29	4	65	2	0	0	71	11	12	25	0	11	48	232
1:00 PM	8	79	1	0	3	88	4	12	7	0	1	23	10	82	2	0	0	94	18	19	17	0	5	54	259
Total	21	315	3	0	9	339	11	66	26	0	3	103	38	289	7	0	0	334	49	57	79	0	27	185	961
Approach %	6.2	92.9	0.9	0.0	-	-	10.7	64.1	25.2	0.0	-	-	11.4	86.5	2.1	0.0	-	-	26.5	30.8	42.7	0.0	-	-	-
Total %	2.2	32.8	0.3	0.0	-	35.3	1.1	6.9	2.7	0.0	-	10.7	4.0	30.1	0.7	0.0	-	34.8	5.1	5.9	8.2	0.0	-	19.3	-
PHF	0.656	0.875	0.375	0.000	-	0.865	0.688	0.717	0.650	0.000	-	0.888	0.731	0.881	0.875	0.000	-	0.888	0.681	0.750	0.790	0.000	-	0.856	0.928
Lights	21	310	3	0	-	334	11	66	26	0	-	103	38	286	6	0	-	330	48	57	79	0	-	184	951
% Lights	100.0	98.4	100.0	-	-	98.5	100.0	100.0	100.0	-	-	100.0	100.0	99.0	85.7	-	-	98.8	98.0	100.0	100.0	-	-	99.5	99.0
Mediums	0	5	0	0	-	5	0	0	0	0	-	0	0	3	1	0	-	4	1	0	0	0	-	1	10
% Mediums	0.0	1.6	0.0	-	-	1.5	0.0	0.0	0.0	-	-	0.0	0.0	1.0	14.3	-	-	1.2	2.0	0.0	0.0	-	-	0.5	1.0
Articulated Trucks	0	0	0	0	-	0	0	0	0	0	-	0	0	0	0	0	-	0	0	0	0	0	-	0	0
% Articulated Trucks	0.0	0.0	0.0	-	-	0.0	0.0	0.0	0.0	-	-	0.0	0.0	0.0	0.0	-	-	0.0	0.0	0.0	0.0	-	-	0.0	0.0
Bicycles on Crosswalk	-	-	-	-	0	-	-	-	-	-	0	-	-	-	-	-	0	-	-	-	-	-	3	-	-
% Bicycles on Crosswalk	-	-	-	-	0.0	-	-	-	-	-	0.0	-	-	-	-	-	-	-	-	-	-	-	11.1	-	-
Pedestrians	-	-	-	-	9	-	-	-	-	-	3	-	-	-	-	-	0	-	-	-	-	-	24	-	-
% Pedestrians	-	-	-	-	100.0	-	-	-	-	-	100.0	-	-	-	-	-	-	-	-	-	-	-	88.9	-	-

City of Lloydminster
4420-50 Avenue

Lloydminster, Alberta, Canada T9V 0W2
(780) 875-6184 waguinaldo@lloydminster.ca

Count Name: 50 Street and 50 Avenue
Site Code: 5050
Start Date: 07/08/2025

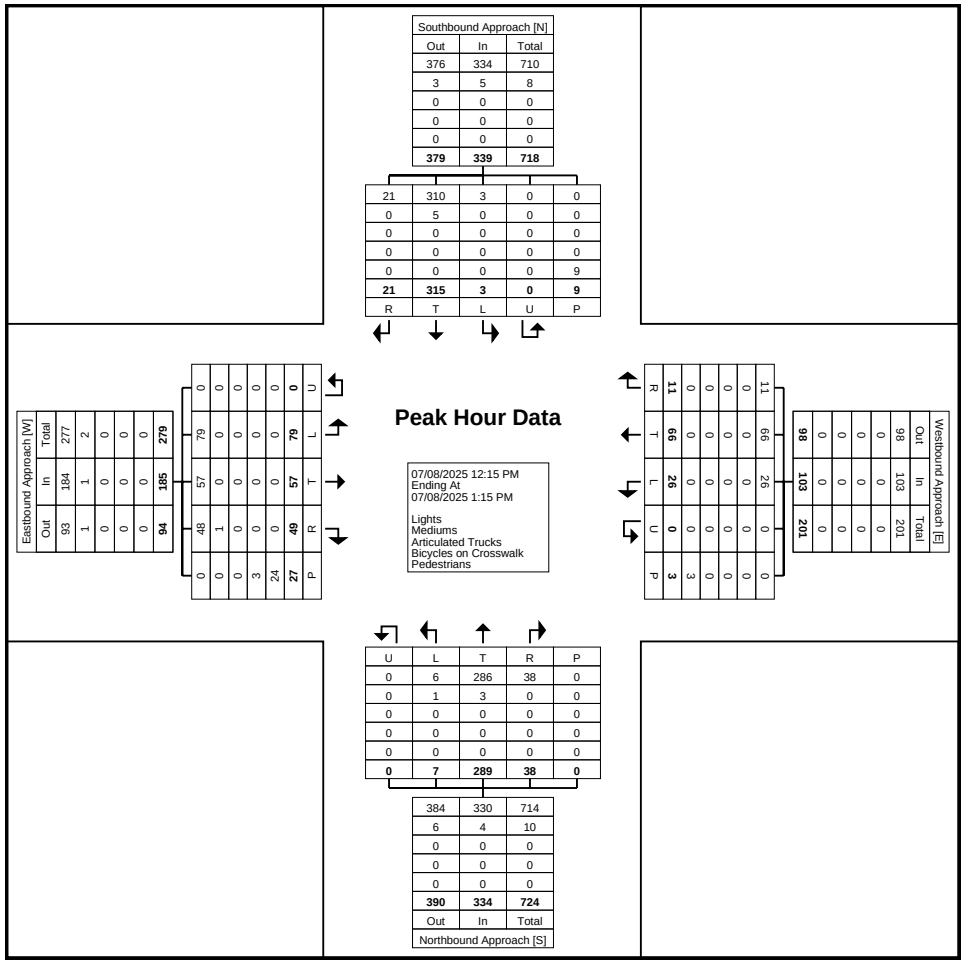

Turning Movement Peak Hour Data Plot (12:15 PM)

City of Lloydminster
4420-50 Avenue

Lloydminster, Alberta, Canada T9V 0W2
(780) 875-6184 waguinaldo@lloydminster.ca

Count Name: 50 Street and 50 Avenue
Site Code: 5050
Start Date: 07/08/2025

Turning Movement Peak Hour Data (4:30 PM)

Start Time	Southbound Approach						Westbound Approach						Northbound Approach						Eastbound Approach						
	Southbound						Westbound						Northbound						Eastbound						
	Right	Thru	Left	U-Turn	Peds	App. Total	Right	Thru	Left	U-Turn	Peds	App. Total	Right	Thru	Left	U-Turn	Peds	App. Total	Right	Thru	Left	U-Turn	Peds	App. Total	Int. Total
4:30 PM	5	80	0	0	1	85	2	11	8	0	0	21	8	65	0	0	0	73	12	18	27	0	1	57	236
4:45 PM	5	93	3	0	0	101	2	9	2	0	0	13	5	51	4	0	0	60	9	20	16	0	1	45	219
5:00 PM	6	100	3	0	1	109	1	17	6	0	0	24	4	71	1	0	0	76	10	12	26	0	2	48	257
5:15 PM	4	112	2	0	0	118	5	10	3	0	0	18	4	69	3	0	0	76	6	9	16	0	0	31	243
Total	20	385	8	0	2	413	10	47	19	0	0	76	21	256	8	0	0	285	37	59	85	0	4	181	955
Approach %	4.8	93.2	1.9	0.0	-	-	13.2	61.8	25.0	0.0	-	-	7.4	89.8	2.8	0.0	-	-	20.4	32.6	47.0	0.0	-	-	-
Total %	2.1	40.3	0.8	0.0	-	43.2	1.0	4.9	2.0	0.0	-	8.0	2.2	26.8	0.8	0.0	-	29.8	3.9	6.2	8.9	0.0	-	19.0	-
PHF	0.833	0.859	0.667	0.000	-	0.875	0.500	0.691	0.594	0.000	-	0.792	0.656	0.901	0.500	0.000	-	0.938	0.771	0.738	0.787	0.000	-	0.794	0.929
Lights	20	382	8	0	-	410	10	46	19	0	-	75	21	254	8	0	-	283	37	59	85	0	-	181	949
% Lights	100.0	99.2	100.0	-	-	99.3	100.0	97.9	100.0	-	-	98.7	100.0	99.2	100.0	-	-	99.3	100.0	100.0	100.0	-	-	100.0	99.4
Mediums	0	2	0	0	-	2	0	0	0	0	-	0	0	2	0	0	-	2	0	0	0	0	-	0	4
% Mediums	0.0	0.5	0.0	-	-	0.5	0.0	0.0	0.0	-	-	0.0	0.0	0.8	0.0	-	-	0.7	0.0	0.0	0.0	-	-	0.0	0.4
Articulated Trucks	0	1	0	0	-	1	0	1	0	0	-	1	0	0	0	0	-	0	0	0	0	0	-	0	2
% Articulated Trucks	0.0	0.3	0.0	-	-	0.2	0.0	2.1	0.0	-	-	1.3	0.0	0.0	0.0	-	-	0.0	0.0	0.0	0.0	-	-	0.0	0.2
Bicycles on Crosswalk	-	-	-	-	0	-	-	-	-	-	0	-	-	-	-	-	0	-	-	-	-	-	1	-	-
% Bicycles on Crosswalk	-	-	-	-	0.0	-	-	-	-	-	-	-	-	-	-	-	-	-	-	-	-	-	25.0	-	-
Pedestrians	-	-	-	-	2	-	-	-	-	-	0	-	-	-	-	-	0	-	-	-	-	-	3	-	-
% Pedestrians	-	-	-	-	100.0	-	-	-	-	-	-	-	-	-	-	-	-	-	-	-	-	-	75.0	-	-

City of Lloydminster
4420-50 Avenue

Lloydminster, Alberta, Canada T9V 0W2
(780) 875-6184 waguinaldo@lloydminster.ca

Count Name: 50 Street and 50 Avenue
Site Code: 5050
Start Date: 07/08/2025

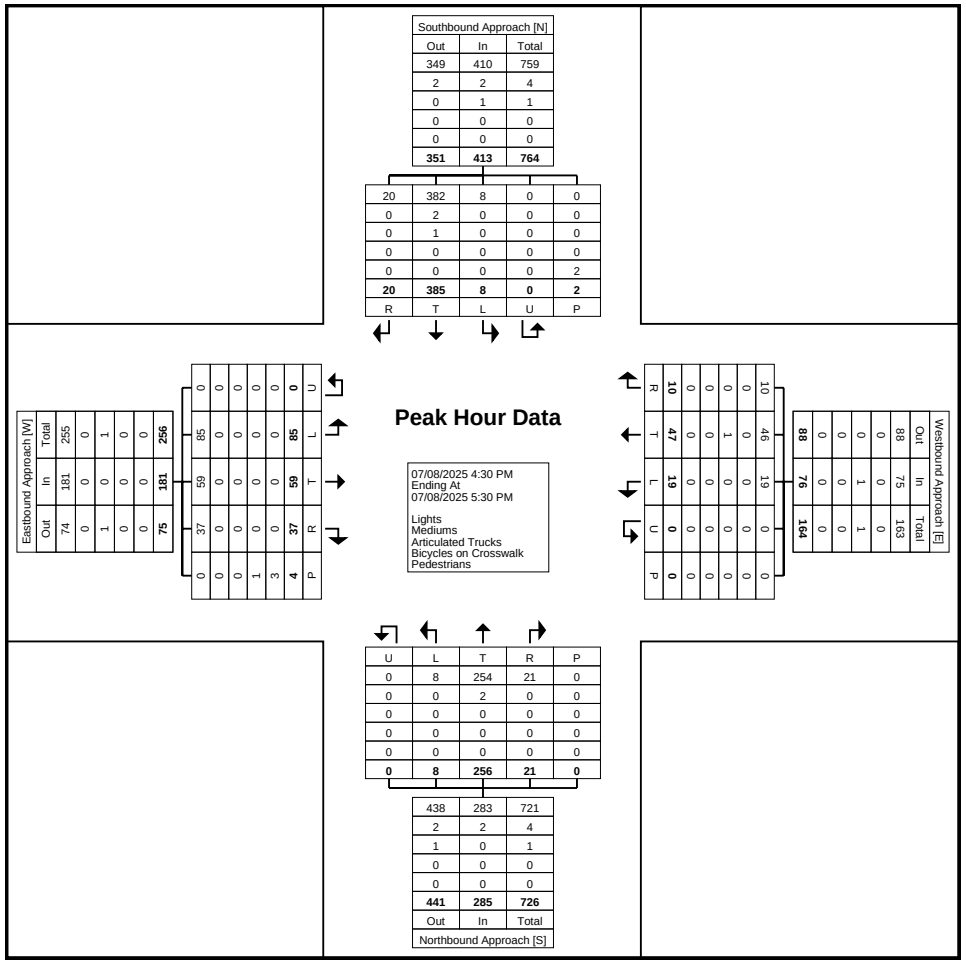

Turning Movement Peak Hour Data Plot (4:30 PM)

City of Lloydminster
4420-50 Avenue

Lloydminster, Alberta, Canada T9V 0W2
(780) 875-6184 waguinaldo@lloydminster.ca

Count Name: 50 Street and 51 Avenue
Site Code: 5051
Start Date: 07/10/2025
Page No: 1

Turning Movement Data

Start Time	Southbound Approach						Westbound Approach						Northbound Approach						Eastbound Approach						
	Southbound						Westbound						Northbound						Eastbound						
	Right	Thru	Left	U-Turn	Peds	App. Total	Right	Thru	Left	U-Turn	Peds	App. Total	Right	Thru	Left	U-Turn	Peds	App. Total	Right	Thru	Left	U-Turn	Peds	App. Total	Int. Total
7:15 AM	0	1	1	0	0	2	0	5	1	0	0	6	2	0	0	0	0	2	1	9	2	0	0	12	22
7:30 AM	1	1	0	0	0	2	0	6	0	0	0	6	1	0	0	0	0	1	1	23	1	0	0	25	34
7:45 AM	0	2	0	0	0	2	1	8	1	0	0	10	1	2	0	0	0	3	3	37	1	0	1	41	56
Hourly Total	1	4	1	0	0	6	1	19	2	0	0	22	4	2	0	0	0	6	5	69	4	0	1	78	112
8:00 AM	0	2	1	0	0	3	0	10	0	0	0	10	2	1	1	0	1	4	1	26	1	0	0	28	45
8:15 AM	3	5	0	0	1	8	0	10	2	0	0	12	2	2	2	0	1	6	2	20	1	0	0	23	49
8:30 AM	0	1	0	0	0	1	0	14	5	0	1	19	4	1	1	0	0	6	1	11	1	0	1	13	39
8:45 AM	1	1	1	0	0	3	4	8	2	0	1	14	2	1	2	0	0	5	2	18	4	0	0	24	46
Hourly Total	4	9	2	0	1	15	4	42	9	0	2	55	10	5	6	0	2	21	6	75	7	0	1	88	179
9:00 AM	0	1	1	0	0	2	4	6	2	0	0	12	6	0	1	0	1	7	0	14	2	0	1	16	37
9:15 AM	2	0	2	0	0	4	2	10	1	0	1	13	6	5	4	0	0	15	1	14	2	0	0	17	49
*** BREAK ***	-	-	-	-	-	-	-	-	-	-	-	-	-	-	-	-	-	-	-	-	-	-	-	-	-
Hourly Total	2	1	3	0	0	6	6	16	3	0	1	25	12	5	5	0	1	22	1	28	4	0	1	33	86
11:30 AM	0	6	2	0	0	8	4	19	1	0	0	24	7	5	5	0	0	17	3	27	1	0	2	31	80
11:45 AM	5	2	3	0	0	10	2	20	3	1	1	26	12	1	3	0	1	16	3	43	0	0	1	46	98
Hourly Total	5	8	5	0	0	18	6	39	4	1	1	50	19	6	8	0	1	33	6	70	1	0	3	77	178
12:00 PM	2	3	4	0	1	9	1	20	4	0	1	25	12	2	5	0	1	19	2	28	1	0	1	31	84
12:15 PM	1	3	0	0	4	4	0	18	2	0	3	20	8	2	3	0	1	13	3	25	3	0	0	31	68
12:30 PM	4	0	1	0	0	5	0	5	3	0	0	8	7	1	3	0	1	11	2	22	1	0	0	25	49
12:45 PM	3	3	2	0	0	8	1	15	8	0	1	24	8	3	1	0	1	12	2	48	4	0	0	54	98
Hourly Total	10	9	7	0	5	26	2	58	17	0	5	77	35	8	12	0	4	55	9	123	9	0	1	141	299
1:00 PM	0	3	1	0	0	4	4	10	3	0	0	17	12	3	7	0	0	22	6	34	1	0	0	41	84
1:15 PM	2	1	2	0	3	5	1	8	6	0	0	15	8	1	3	0	1	12	1	32	0	0	1	33	65
*** BREAK ***	-	-	-	-	-	-	-	-	-	-	-	-	-	-	-	-	-	-	-	-	-	-	-	-	-
Hourly Total	2	4	3	0	3	9	5	18	9	0	0	32	20	4	10	0	1	34	7	66	1	0	1	74	149
4:00 PM	2	2	2	0	0	6	1	11	1	0	0	13	12	2	4	0	2	18	2	31	2	0	2	35	72
4:15 PM	4	5	1	0	0	10	2	19	2	0	2	23	10	1	1	0	0	12	1	19	2	0	0	22	67
4:30 PM	3	5	4	0	3	12	1	15	1	0	3	17	8	2	1	0	0	11	1	31	2	0	0	34	74
4:45 PM	5	3	2	0	0	10	2	19	3	0	3	24	8	1	0	0	1	9	0	38	1	0	1	39	82
Hourly Total	14	15	9	0	3	38	6	64	7	0	8	77	38	6	6	0	3	50	4	119	7	0	3	130	295
5:00 PM	8	3	1	0	0	12	0	11	4	0	3	15	9	2	2	0	0	13	4	39	1	0	0	44	84
5:15 PM	5	0	2	0	0	7	0	18	0	0	0	18	8	0	1	1	1	10	2	22	0	0	0	24	59
5:30 PM	0	3	1	0	0	4	1	8	1	0	0	10	4	1	0	0	0	5	0	25	0	0	0	25	44
5:45 PM	0	1	0	0	0	1	0	10	2	0	0	12	6	0	1	0	1	7	0	31	0	0	0	31	51
Hourly Total	13	7	4	0	0	24	1	47	7	0	3	55	27	3	4	1	2	35	6	117	1	0	0	124	238

Grand Total	51	57	34	0	12	142	31	303	58	1	20	393	165	39	51	1	14	256	44	667	34	0	11	745	1536
Approach %	35.9	40.1	23.9	0.0	-	-	7.9	77.1	14.8	0.3	-	-	64.5	15.2	19.9	0.4	-	-	5.9	89.5	4.6	0.0	-	-	-
Total %	3.3	3.7	2.2	0.0	-	9.2	2.0	19.7	3.8	0.1	-	25.6	10.7	2.5	3.3	0.1	-	16.7	2.9	43.4	2.2	0.0	-	48.5	-
Lights	46	56	31	0	-	133	29	299	56	1	-	385	165	39	51	1	-	256	42	665	32	0	-	739	1513
% Lights	90.2	98.2	91.2	-	-	93.7	93.5	98.7	96.6	100.0	-	98.0	100.0	100.0	100.0	100.0	-	100.0	95.5	99.7	94.1	-	-	99.2	98.5
Mediums	4	0	3	0	-	7	2	3	2	0	-	7	0	0	0	0	-	0	2	1	2	0	-	5	19
% Mediums	7.8	0.0	8.8	-	-	4.9	6.5	1.0	3.4	0.0	-	1.8	0.0	0.0	0.0	0.0	-	0.0	4.5	0.1	5.9	-	-	0.7	1.2
Articulated Trucks	1	1	0	0	-	2	0	1	0	0	-	1	0	0	0	0	-	0	0	1	0	0	-	1	4
% Articulated Trucks	2.0	1.8	0.0	-	-	1.4	0.0	0.3	0.0	0.0	-	0.3	0.0	0.0	0.0	0.0	-	0.0	0.0	0.1	0.0	-	-	0.1	0.3
Bicycles on Crosswalk	-	-	-	-	0	-	-	-	-	-	0	-	-	-	-	-	1	-	-	-	-	-	0	-	-
% Bicycles on Crosswalk	-	-	-	-	0.0	-	-	-	-	-	0.0	-	-	-	-	-	7.1	-	-	-	-	-	0.0	-	-
Pedestrians	-	-	-	-	12	-	-	-	-	-	20	-	-	-	-	-	13	-	-	-	-	-	11	-	-
% Pedestrians	-	-	-	-	100.0	-	-	-	-	-	100.0	-	-	-	-	-	92.9	-	-	-	-	-	100.0	-	-

City of Lloydminster
4420-50 Avenue

Lloydminster, Alberta, Canada T9V 0W2
(780) 875-6184 waguinaldo@lloydminster.ca

Count Name: 50 Street and 51 Avenue
Site Code: 5051
Start Date: 07/10/2025

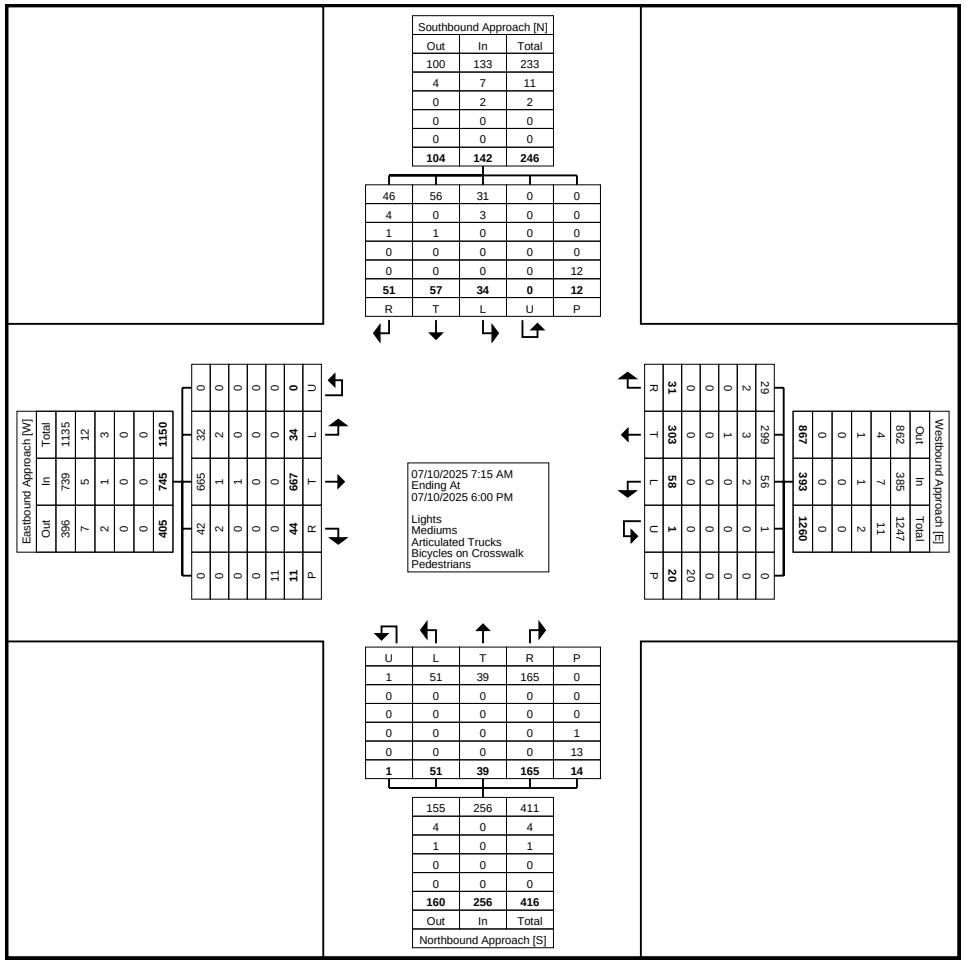

Turning Movement Data Plot

City of Lloydminster
4420-50 Avenue

Lloydminster, Alberta, Canada T9V 0W2
(780) 875-6184 waguinaldo@lloydminster.ca

Count Name: 50 Street and 51 Avenue
Site Code: 5051
Start Date: 07/10/2025

Turning Movement Peak Hour Data (7:45 AM)

Start Time	Southbound Approach						Westbound Approach						Northbound Approach						Eastbound Approach						
	Southbound						Westbound						Northbound						Eastbound						
	Right	Thru	Left	U-Turn	Peds	App. Total	Right	Thru	Left	U-Turn	Peds	App. Total	Right	Thru	Left	U-Turn	Peds	App. Total	Right	Thru	Left	U-Turn	Peds	App. Total	Int. Total
7:45 AM	0	2	0	0	0	2	1	8	1	0	0	10	1	2	0	0	0	3	3	37	1	0	1	41	56
8:00 AM	0	2	1	0	0	3	0	10	0	0	0	10	2	1	1	0	1	4	1	26	1	0	0	28	45
8:15 AM	3	5	0	0	1	8	0	10	2	0	0	12	2	2	2	0	1	6	2	20	1	0	0	23	49
8:30 AM	0	1	0	0	0	1	0	14	5	0	1	19	4	1	1	0	0	6	1	11	1	0	1	13	39
Total	3	10	1	0	1	14	1	42	8	0	1	51	9	6	4	0	2	19	7	94	4	0	2	105	189
Approach %	21.4	71.4	7.1	0.0	-	-	2.0	82.4	15.7	0.0	-	-	47.4	31.6	21.1	0.0	-	-	6.7	89.5	3.8	0.0	-	-	-
Total %	1.6	5.3	0.5	0.0	-	7.4	0.5	22.2	4.2	0.0	-	27.0	4.8	3.2	2.1	0.0	-	10.1	3.7	49.7	2.1	0.0	-	55.6	-
PHF	0.250	0.500	0.250	0.000	-	0.438	0.250	0.750	0.400	0.000	-	0.671	0.563	0.750	0.500	0.000	-	0.792	0.583	0.635	1.000	0.000	-	0.640	0.844
Lights	2	9	1	0	-	12	1	39	8	0	-	48	9	6	4	0	-	19	6	94	4	0	-	104	183
% Lights	66.7	90.0	100.0	-	-	85.7	100.0	92.9	100.0	-	-	94.1	100.0	100.0	100.0	-	-	100.0	85.7	100.0	100.0	-	-	99.0	96.8
Mediums	0	0	0	0	-	0	0	2	0	0	-	2	0	0	0	0	-	0	1	0	0	0	-	1	3
% Mediums	0.0	0.0	0.0	-	-	0.0	0.0	4.8	0.0	-	-	3.9	0.0	0.0	0.0	-	-	0.0	14.3	0.0	0.0	-	-	1.0	1.6
Articulated Trucks	1	1	0	0	-	2	0	1	0	0	-	1	0	0	0	0	-	0	0	0	0	0	-	0	3
% Articulated Trucks	33.3	10.0	0.0	-	-	14.3	0.0	2.4	0.0	-	-	2.0	0.0	0.0	0.0	-	-	0.0	0.0	0.0	0.0	-	-	0.0	1.6
Bicycles on Crosswalk	-	-	-	-	0	-	-	-	-	-	0	-	-	-	-	-	1	-	-	-	-	-	0	-	-
% Bicycles on Crosswalk	-	-	-	-	0.0	-	-	-	-	-	0.0	-	-	-	-	-	50.0	-	-	-	-	-	0.0	-	-
Pedestrians	-	-	-	-	1	-	-	-	-	-	1	-	-	-	-	-	1	-	-	-	-	-	2	-	-
% Pedestrians	-	-	-	-	100.0	-	-	-	-	-	100.0	-	-	-	-	-	50.0	-	-	-	-	-	100.0	-	-

City of Lloydminster
4420-50 Avenue

Lloydminster, Alberta, Canada T9V 0W2
(780) 875-6184 waguinaldo@lloydminster.ca

Count Name: 50 Street and 51 Avenue
Site Code: 5051
Start Date: 07/10/2025

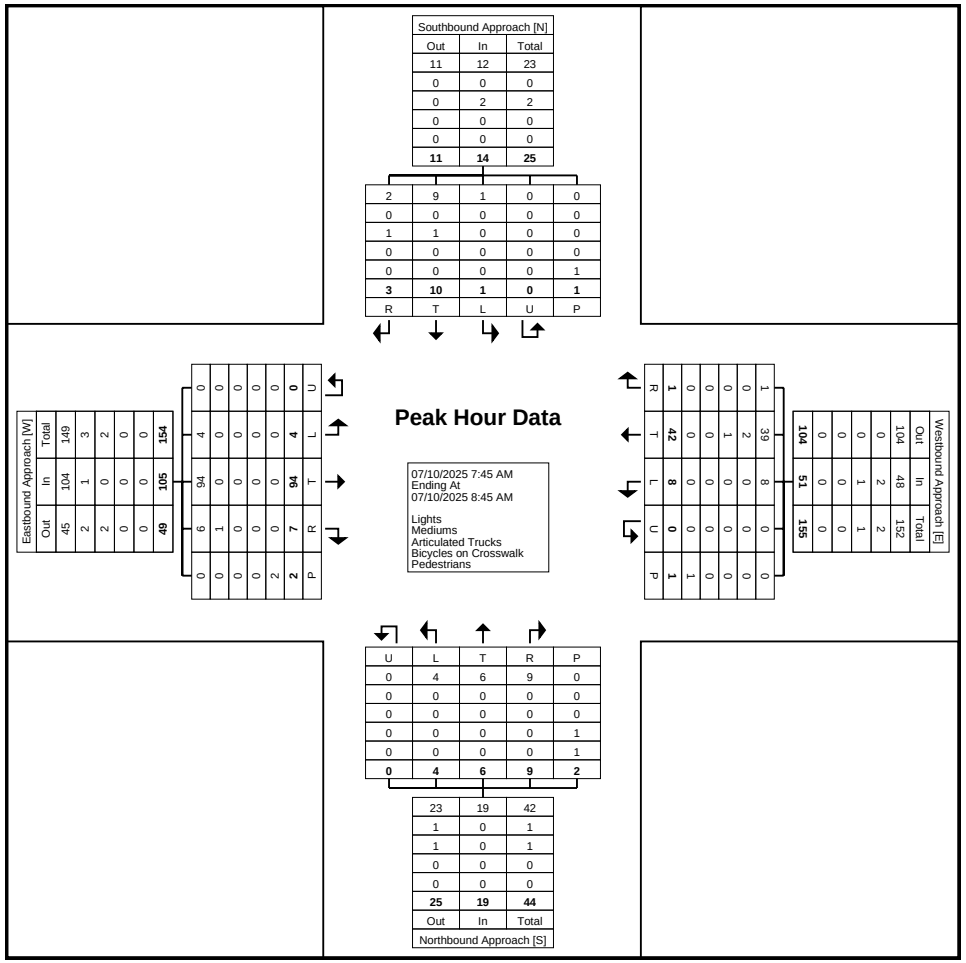

Turning Movement Peak Hour Data Plot (7:45 AM)

City of Lloydminster
4420-50 Avenue

Lloydminster, Alberta, Canada T9V 0W2
(780) 875-6184 waguinaldo@lloydminster.ca

Count Name: 50 Street and 51 Avenue
Site Code: 5051
Start Date: 07/10/2025

Turning Movement Peak Hour Data (11:30 AM)

Start Time	Southbound Approach						Westbound Approach						Northbound Approach						Eastbound Approach						
	Southbound						Westbound						Northbound						Eastbound						
	Right	Thru	Left	U-Turn	Peds	App. Total	Right	Thru	Left	U-Turn	Peds	App. Total	Right	Thru	Left	U-Turn	Peds	App. Total	Right	Thru	Left	U-Turn	Peds	App. Total	Int. Total
11:30 AM	0	6	2	0	0	8	4	19	1	0	0	24	7	5	5	0	0	17	3	27	1	0	2	31	80
11:45 AM	5	2	3	0	0	10	2	20	3	1	1	26	12	1	3	0	1	16	3	43	0	0	1	46	98
12:00 PM	2	3	4	0	1	9	1	20	4	0	1	25	12	2	5	0	1	19	2	28	1	0	1	31	84
12:15 PM	1	3	0	0	4	4	0	18	2	0	3	20	8	2	3	0	1	13	3	25	3	0	0	31	68
Total	8	14	9	0	5	31	7	77	10	1	5	95	39	10	16	0	3	65	11	123	5	0	4	139	330
Approach %	25.8	45.2	29.0	0.0	-	-	7.4	81.1	10.5	1.1	-	-	60.0	15.4	24.6	0.0	-	-	7.9	88.5	3.6	0.0	-	-	-
Total %	2.4	4.2	2.7	0.0	-	9.4	2.1	23.3	3.0	0.3	-	28.8	11.8	3.0	4.8	0.0	-	19.7	3.3	37.3	1.5	0.0	-	42.1	-
PHF	0.400	0.583	0.563	0.000	-	0.775	0.438	0.963	0.625	0.250	-	0.913	0.813	0.500	0.800	0.000	-	0.855	0.917	0.715	0.417	0.000	-	0.755	0.842
Lights	7	14	9	0	-	30	6	77	10	1	-	94	39	10	16	0	-	65	10	122	5	0	-	137	326
% Lights	87.5	100.0	100.0	-	-	96.8	85.7	100.0	100.0	100.0	-	98.9	100.0	100.0	100.0	-	-	100.0	90.9	99.2	100.0	-	-	98.6	98.8
Mediums	1	0	0	0	-	1	1	0	0	0	-	1	0	0	0	0	-	0	1	1	0	0	-	2	4
% Mediums	12.5	0.0	0.0	-	-	3.2	14.3	0.0	0.0	0.0	-	1.1	0.0	0.0	0.0	-	-	0.0	9.1	0.8	0.0	-	-	1.4	1.2
Articulated Trucks	0	0	0	0	-	0	0	0	0	0	-	0	0	0	0	0	-	0	0	0	0	0	-	0	0
% Articulated Trucks	0.0	0.0	0.0	-	-	0.0	0.0	0.0	0.0	0.0	-	0.0	0.0	0.0	0.0	-	-	0.0	0.0	0.0	0.0	-	-	0.0	0.0
Bicycles on Crosswalk	-	-	-	-	0	-	-	-	-	-	0	-	-	-	-	-	0	-	-	-	-	-	0	-	-
% Bicycles on Crosswalk	-	-	-	-	0.0	-	-	-	-	-	0.0	-	-	-	-	-	0.0	-	-	-	-	-	0.0	-	-
Pedestrians	-	-	-	-	5	-	-	-	-	-	5	-	-	-	-	-	3	-	-	-	-	-	4	-	-
% Pedestrians	-	-	-	-	100.0	-	-	-	-	-	100.0	-	-	-	-	-	100.0	-	-	-	-	-	100.0	-	-

City of Lloydminster
4420-50 Avenue

Lloydminster, Alberta, Canada T9V 0W2
(780) 875-6184 waguinaldo@lloydminster.ca

Count Name: 50 Street and 51 Avenue
Site Code: 5051
Start Date: 07/10/2025

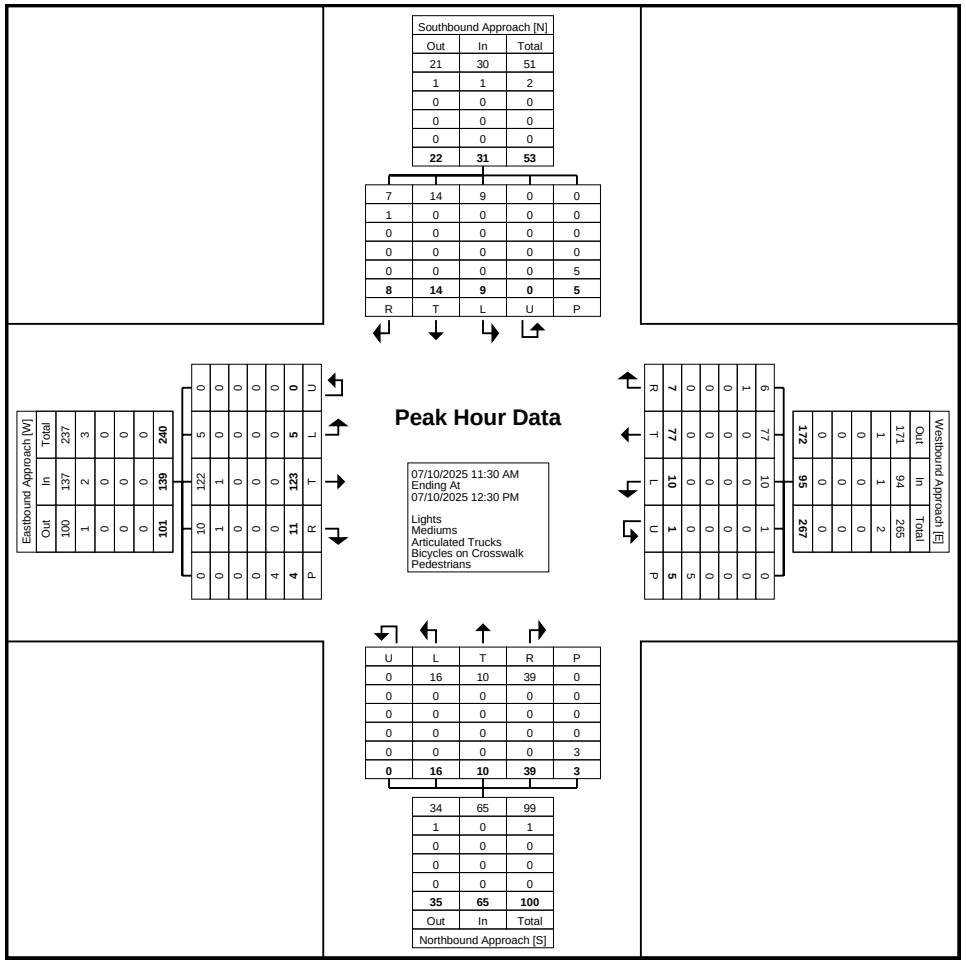

Turning Movement Peak Hour Data Plot (11:30 AM)

City of Lloydminster
4420-50 Avenue

Lloydminster, Alberta, Canada T9V 0W2
(780) 875-6184 waguinaldo@lloydminster.ca

Count Name: 50 Street and 51 Avenue
Site Code: 5051
Start Date: 07/10/2025

Turning Movement Peak Hour Data (4:15 PM)

Start Time	Southbound Approach						Westbound Approach						Northbound Approach						Eastbound Approach						
	Southbound						Westbound						Northbound						Eastbound						
	Right	Thru	Left	U-Turn	Peds	App. Total	Right	Thru	Left	U-Turn	Peds	App. Total	Right	Thru	Left	U-Turn	Peds	App. Total	Right	Thru	Left	U-Turn	Peds	App. Total	Int. Total
4:15 PM	4	5	1	0	0	10	2	19	2	0	2	23	10	1	1	0	0	12	1	19	2	0	0	22	67
4:30 PM	3	5	4	0	3	12	1	15	1	0	3	17	8	2	1	0	0	11	1	31	2	0	0	34	74
4:45 PM	5	3	2	0	0	10	2	19	3	0	3	24	8	1	0	0	1	9	0	38	1	0	1	39	82
5:00 PM	8	3	1	0	0	12	0	11	4	0	3	15	9	2	2	0	0	13	4	39	1	0	0	44	84
Total	20	16	8	0	3	44	5	64	10	0	11	79	35	6	4	0	1	45	6	127	6	0	1	139	307
Approach %	45.5	36.4	18.2	0.0	-	-	6.3	81.0	12.7	0.0	-	-	77.8	13.3	8.9	0.0	-	-	4.3	91.4	4.3	0.0	-	-	-
Total %	6.5	5.2	2.6	0.0	-	14.3	1.6	20.8	3.3	0.0	-	25.7	11.4	2.0	1.3	0.0	-	14.7	2.0	41.4	2.0	0.0	-	45.3	-
PHF	0.625	0.800	0.500	0.000	-	0.917	0.625	0.842	0.625	0.000	-	0.823	0.875	0.750	0.500	0.000	-	0.865	0.375	0.814	0.750	0.000	-	0.790	0.914
Lights	19	16	6	0	-	41	4	64	10	0	-	78	35	6	4	0	-	45	6	126	6	0	-	138	302
% Lights	95.0	100.0	75.0	-	-	93.2	80.0	100.0	100.0	-	-	98.7	100.0	100.0	100.0	-	-	100.0	100.0	99.2	100.0	-	-	99.3	98.4
Mediums	1	0	2	0	-	3	1	0	0	0	-	1	0	0	0	0	-	0	0	0	0	0	-	0	4
% Mediums	5.0	0.0	25.0	-	-	6.8	20.0	0.0	0.0	-	-	1.3	0.0	0.0	0.0	-	-	0.0	0.0	0.0	0.0	-	-	0.0	1.3
Articulated Trucks	0	0	0	0	-	0	0	0	0	0	-	0	0	0	0	0	-	0	0	1	0	0	-	1	1
% Articulated Trucks	0.0	0.0	0.0	-	-	0.0	0.0	0.0	0.0	-	-	0.0	0.0	0.0	0.0	-	-	0.0	0.0	0.8	0.0	-	-	0.7	0.3
Bicycles on Crosswalk	-	-	-	-	0	-	-	-	-	-	0	-	-	-	-	-	0	-	-	-	-	-	0	-	-
% Bicycles on Crosswalk	-	-	-	-	0.0	-	-	-	-	-	0.0	-	-	-	-	-	0.0	-	-	-	-	-	0.0	-	-
Pedestrians	-	-	-	-	3	-	-	-	-	-	11	-	-	-	-	-	1	-	-	-	-	-	1	-	-
% Pedestrians	-	-	-	-	100.0	-	-	-	-	-	100.0	-	-	-	-	-	100.0	-	-	-	-	-	100.0	-	-

City of Lloydminster
4420-50 Avenue

Lloydminster, Alberta, Canada T9V 0W2
(780) 875-6184 waguinaldo@lloydminster.ca

Count Name: 50 Street and 51 Avenue
Site Code: 5051
Start Date: 07/10/2025

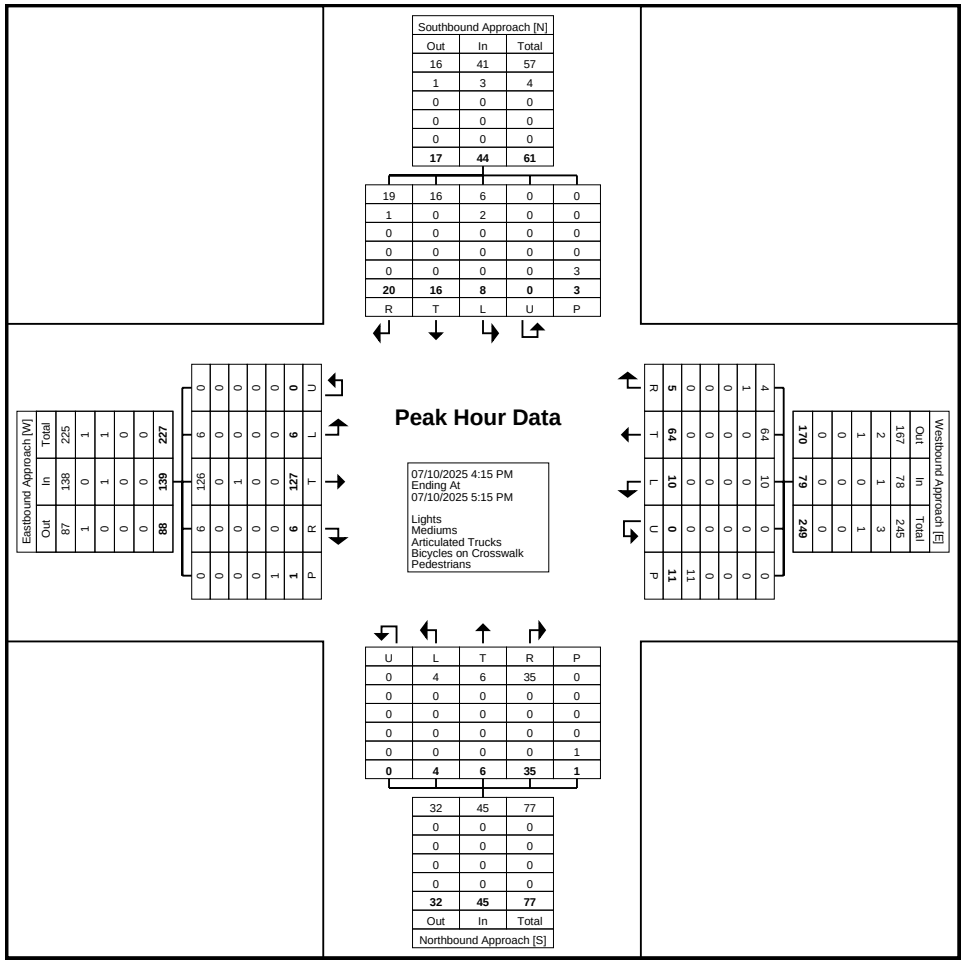

Turning Movement Peak Hour Data Plot (4:15 PM)

City of Lloydminster
4420-50 Avenue

Lloydminster, Alberta, Canada T9V 0W2
(780) 875-6184 waguinaldo@lloydminster.ca

Count Name: 50 Street and 52 Avenue
Site Code: 5052
Start Date: 07/15/2025

Turning Movement Data

Start Time	Southbound Approach						Westbound Approach						Northbound Approach						Eastbound Approach						
	Southbound						Westbound						Northbound						Eastbound						
	Right	Thru	Left	U-Turn	Peds	App. Total	Right	Thru	Left	U-Turn	Peds	App. Total	Right	Thru	Left	U-Turn	Peds	App. Total	Right	Thru	Left	U-Turn	Peds	App. Total	Int. Total
7:00 AM	0	2	0	0	0	2	0	5	2	0	0	7	3	3	0	0	0	6	1	6	0	0	0	7	22
7:15 AM	1	4	0	0	0	5	1	2	2	0	0	5	2	9	0	0	0	11	2	9	1	0	0	12	33
7:30 AM	0	4	1	0	0	5	0	5	2	0	0	7	5	5	1	0	0	11	3	16	0	0	0	19	42
7:45 AM	0	8	0	0	1	8	0	3	3	0	0	6	15	4	0	0	1	19	3	27	1	0	0	31	64
Hourly Total	1	18	1	0	1	20	1	15	9	0	0	25	25	21	1	0	1	47	9	58	2	0	0	69	161
8:00 AM	0	5	0	0	0	5	1	8	3	0	0	12	12	5	1	0	0	18	7	24	3	0	0	34	69
8:15 AM	1	0	0	0	0	1	0	7	2	0	0	9	7	9	0	0	1	16	3	21	0	0	0	24	50
8:30 AM	2	3	0	0	0	5	0	5	7	0	0	12	3	3	3	0	0	9	4	17	0	0	0	21	47
8:45 AM	1	6	1	0	1	8	1	1	3	0	2	5	13	6	1	0	0	20	6	13	0	0	1	19	52
Hourly Total	4	14	1	0	1	19	2	21	15	0	2	38	35	23	5	0	1	63	20	75	3	0	1	98	218
*** BREAK ***	-	-	-	-	-	-	-	-	-	-	-	-	-	-	-	-	-	-	-	-	-	-	-	-	-
11:30 AM	0	11	2	0	1	13	1	7	8	1	0	17	6	8	4	0	2	18	8	16	0	0	0	24	72
11:45 AM	0	5	0	0	2	5	2	9	11	0	0	22	19	7	5	0	0	31	5	12	0	0	0	17	75
Hourly Total	0	16	2	0	3	18	3	16	19	1	0	39	25	15	9	0	2	49	13	28	0	0	0	41	147
12:00 PM	2	8	3	0	0	13	0	11	11	0	0	22	8	9	2	0	0	19	10	22	3	0	0	35	89
12:15 PM	3	6	1	0	1	10	0	8	8	0	1	16	10	8	5	0	0	23	3	14	3	0	0	20	69
12:30 PM	0	11	2	0	8	13	2	8	7	0	0	17	10	7	1	0	0	18	1	15	0	0	0	16	64
12:45 PM	0	1	0	0	2	1	4	8	5	1	1	18	24	8	3	0	0	35	8	27	2	0	0	37	91
Hourly Total	5	26	6	0	11	37	6	35	31	1	2	73	52	32	11	0	0	95	22	78	8	0	0	108	313
1:00 PM	0	9	1	0	1	10	1	13	13	0	0	27	22	13	6	0	1	41	7	27	2	0	0	36	114
1:15 PM	1	16	1	0	0	18	0	4	9	0	2	13	16	13	0	0	0	29	3	24	0	0	0	27	87
*** BREAK ***	-	-	-	-	-	-	-	-	-	-	-	-	-	-	-	-	-	-	-	-	-	-	-	-	-
Hourly Total	1	25	2	0	1	28	1	17	22	0	2	40	38	26	6	0	1	70	10	51	2	0	0	63	201
4:00 PM	0	7	1	0	1	8	2	16	6	0	0	24	10	9	4	0	1	23	3	17	0	0	0	20	75
4:15 PM	0	8	0	0	0	8	3	8	6	0	2	17	11	10	3	0	0	24	7	18	2	0	0	27	76
4:30 PM	6	10	4	0	2	20	0	18	11	0	1	29	8	4	2	0	0	14	5	14	0	0	5	19	82
4:45 PM	0	6	0	0	1	6	0	7	8	0	3	15	9	4	5	0	0	18	5	18	1	0	0	24	63
Hourly Total	6	31	5	0	4	42	5	49	31	0	6	85	38	27	14	0	1	79	20	67	3	0	5	90	296
5:00 PM	1	15	1	0	1	17	0	13	11	0	1	24	16	5	6	0	2	27	8	31	0	0	0	39	107
5:15 PM	0	12	1	0	0	13	0	11	7	0	1	18	12	4	4	0	1	20	1	15	0	0	0	16	67
5:30 PM	3	8	0	0	0	11	0	12	7	0	1	19	6	6	4	0	0	16	3	14	2	0	0	19	65
5:45 PM	0	8	0	0	0	8	0	7	4	0	0	11	8	5	3	0	0	16	4	15	0	0	0	19	54
Hourly Total	4	43	2	0	1	49	0	43	29	0	3	72	42	20	17	0	3	79	16	75	2	0	0	93	293
Grand Total	21	173	19	0	22	213	18	196	156	2	15	372	255	164	63	0	9	482	110	432	20	0	6	562	1629
Approach %	9.9	81.2	8.9	0.0	-	-	4.8	52.7	41.9	0.5	-	-	52.9	34.0	13.1	0.0	-	-	19.6	76.9	3.6	0.0	-	-	-

Total %	1.3	10.6	1.2	0.0	-	13.1	1.1	12.0	9.6	0.1	-	22.8	15.7	10.1	3.9	0.0	-	29.6	6.8	26.5	1.2	0.0	-	34.5	-
Lights	21	168	19	0	-	208	18	194	154	2	-	368	253	161	63	0	-	477	110	430	20	0	-	560	1613
% Lights	100.0	97.1	100.0	-	-	97.7	100.0	99.0	98.7	100.0	-	98.9	99.2	98.2	100.0	-	-	99.0	100.0	99.5	100.0	-	-	99.6	99.0
Mediums	0	3	0	0	-	3	0	2	2	0	-	4	2	2	0	0	-	4	0	2	0	0	-	2	13
% Mediums	0.0	1.7	0.0	-	-	1.4	0.0	1.0	1.3	0.0	-	1.1	0.8	1.2	0.0	-	-	0.8	0.0	0.5	0.0	-	-	0.4	0.8
Articulated Trucks	0	2	0	0	-	2	0	0	0	0	-	0	0	1	0	0	-	1	0	0	0	0	-	0	3
% Articulated Trucks	0.0	1.2	0.0	-	-	0.9	0.0	0.0	0.0	0.0	-	0.0	0.0	0.6	0.0	-	-	0.2	0.0	0.0	0.0	-	-	0.0	0.2
Bicycles on Crosswalk	-	-	-	-	2	-	-	-	-	-	1	-	-	-	-	-	2	-	-	-	-	-	3	-	-
% Bicycles on Crosswalk	-	-	-	-	9.1	-	-	-	-	-	6.7	-	-	-	-	-	22.2	-	-	-	-	-	50.0	-	-
Pedestrians	-	-	-	-	20	-	-	-	-	-	14	-	-	-	-	-	7	-	-	-	-	-	3	-	-
% Pedestrians	-	-	-	-	90.9	-	-	-	-	-	93.3	-	-	-	-	-	77.8	-	-	-	-	-	50.0	-	-

City of Lloydminster
4420-50 Avenue

Lloydminster, Alberta, Canada T9V 0W2
(780) 875-6184 waguinaldo@lloydminster.ca

Count Name: 50 Street and 52 Avenue
Site Code: 5052
Start Date: 07/15/2025

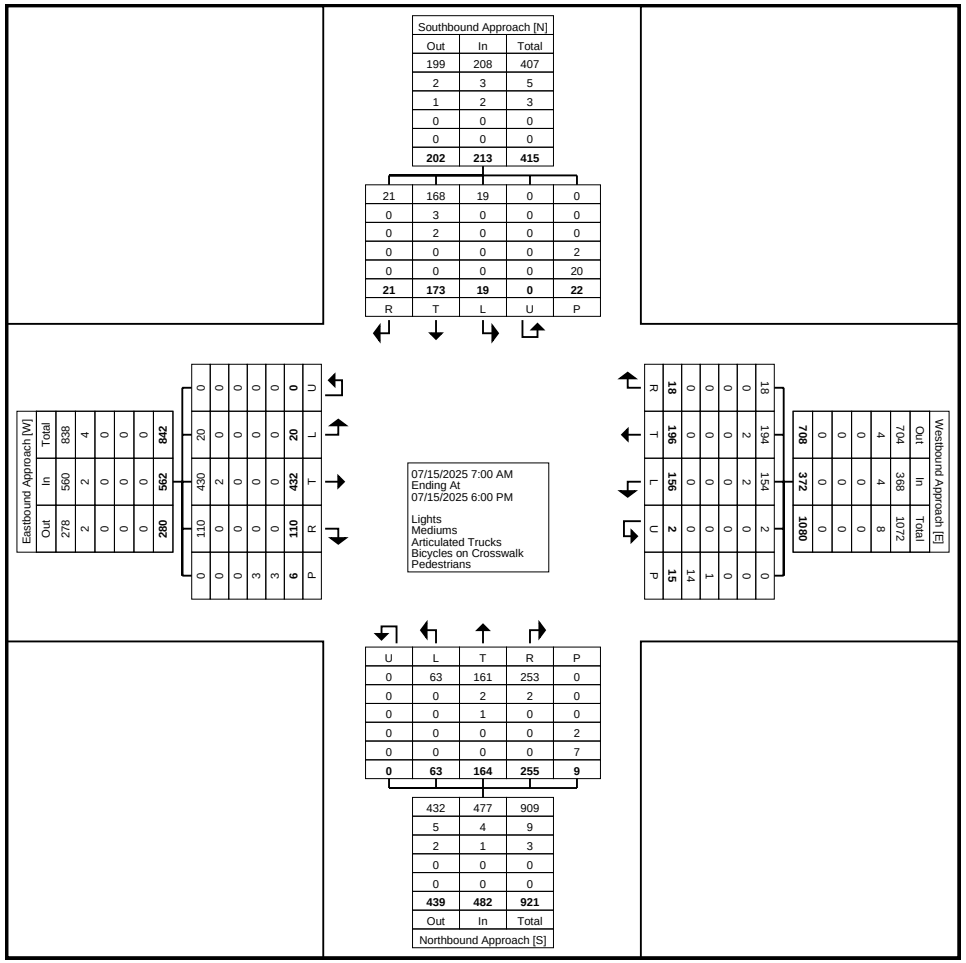

Turning Movement Data Plot

City of Lloydminster
4420-50 Avenue

Lloydminster, Alberta, Canada T9V 0W2
(780) 875-6184 waguinaldo@lloydminster.ca

Count Name: 50 Street and 52 Avenue
Site Code: 5052
Start Date: 07/15/2025

Turning Movement Peak Hour Data (7:45 AM)

Start Time	Southbound Approach						Westbound Approach						Northbound Approach						Eastbound Approach						
	Southbound						Westbound						Northbound						Eastbound						
	Right	Thru	Left	U-Turn	Peds	App. Total	Right	Thru	Left	U-Turn	Peds	App. Total	Right	Thru	Left	U-Turn	Peds	App. Total	Right	Thru	Left	U-Turn	Peds	App. Total	Int. Total
7:45 AM	0	8	0	0	1	8	0	3	3	0	0	6	15	4	0	0	1	19	3	27	1	0	0	31	64
8:00 AM	0	5	0	0	0	5	1	8	3	0	0	12	12	5	1	0	0	18	7	24	3	0	0	34	69
8:15 AM	1	0	0	0	0	1	0	7	2	0	0	9	7	9	0	0	1	16	3	21	0	0	0	24	50
8:30 AM	2	3	0	0	0	5	0	5	7	0	0	12	3	3	3	0	0	9	4	17	0	0	0	21	47
Total	3	16	0	0	1	19	1	23	15	0	0	39	37	21	4	0	2	62	17	89	4	0	0	110	230
Approach %	15.8	84.2	0.0	0.0	-	-	2.6	59.0	38.5	0.0	-	-	59.7	33.9	6.5	0.0	-	-	15.5	80.9	3.6	0.0	-	-	-
Total %	1.3	7.0	0.0	0.0	-	8.3	0.4	10.0	6.5	0.0	-	17.0	16.1	9.1	1.7	0.0	-	27.0	7.4	38.7	1.7	0.0	-	47.8	-
PHF	0.375	0.500	0.000	0.000	-	0.594	0.250	0.719	0.536	0.000	-	0.813	0.617	0.583	0.333	0.000	-	0.816	0.607	0.824	0.333	0.000	-	0.809	0.833
Lights	3	16	0	0	-	19	1	23	13	0	-	37	37	21	4	0	-	62	17	89	4	0	-	110	228
% Lights	100.0	100.0	-	-	-	100.0	100.0	100.0	86.7	-	-	94.9	100.0	100.0	100.0	-	-	100.0	100.0	100.0	100.0	-	-	100.0	99.1
Mediums	0	0	0	0	-	0	0	0	2	0	-	2	0	0	0	0	-	0	0	0	0	0	-	0	2
% Mediums	0.0	0.0	-	-	-	0.0	0.0	0.0	13.3	-	-	5.1	0.0	0.0	0.0	-	-	0.0	0.0	0.0	0.0	-	-	0.0	0.9
Articulated Trucks	0	0	0	0	-	0	0	0	0	0	-	0	0	0	0	0	-	0	0	0	0	0	-	0	0
% Articulated Trucks	0.0	0.0	-	-	-	0.0	0.0	0.0	0.0	-	-	0.0	0.0	0.0	0.0	-	-	0.0	0.0	0.0	0.0	-	-	0.0	0.0
Bicycles on Crosswalk	-	-	-	-	0	-	-	-	-	-	0	-	-	-	-	-	0	-	-	-	-	-	0	-	-
% Bicycles on Crosswalk	-	-	-	-	0.0	-	-	-	-	-	-	-	-	-	-	-	0.0	-	-	-	-	-	-	-	-
Pedestrians	-	-	-	-	1	-	-	-	-	-	0	-	-	-	-	-	2	-	-	-	-	-	0	-	-
% Pedestrians	-	-	-	-	100.0	-	-	-	-	-	-	-	-	-	-	-	100.0	-	-	-	-	-	-	-	-

City of Lloydminster
4420-50 Avenue

Lloydminster, Alberta, Canada T9V 0W2
(780) 875-6184 waguinaldo@lloydminster.ca

Count Name: 50 Street and 52 Avenue
Site Code: 5052
Start Date: 07/15/2025

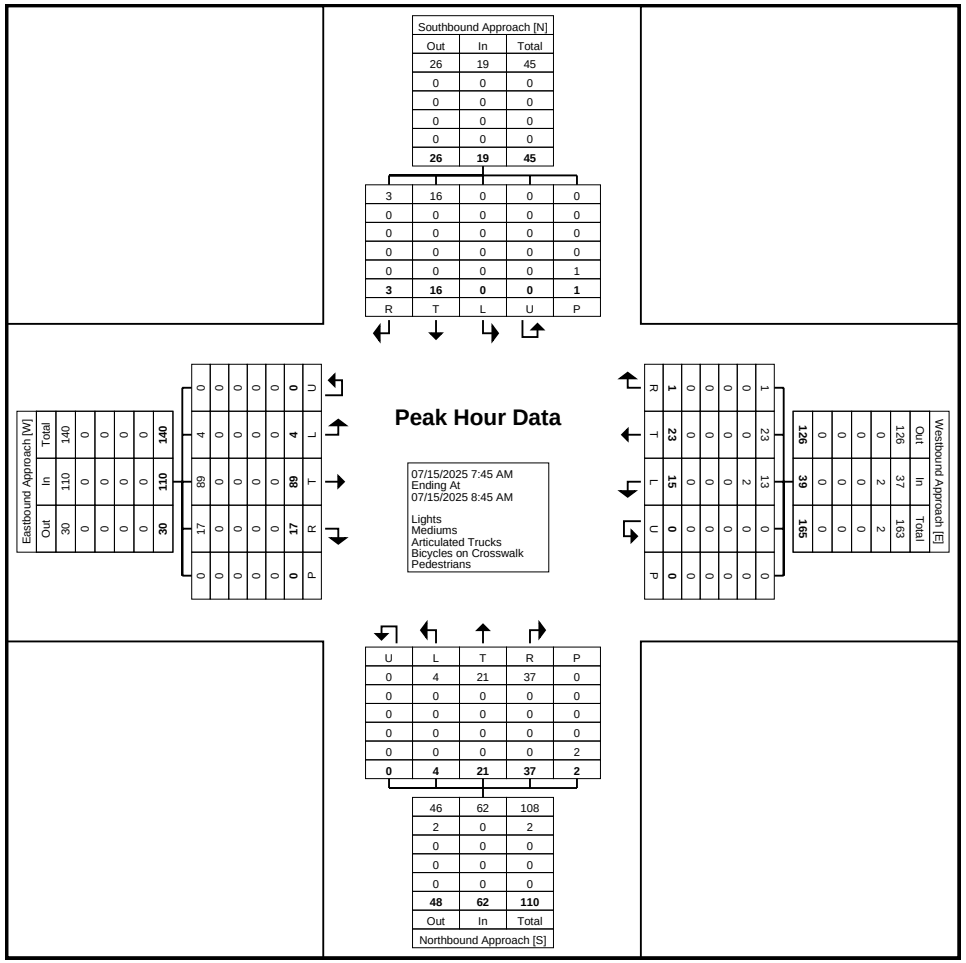

Turning Movement Peak Hour Data Plot (7:45 AM)

City of Lloydminster
4420-50 Avenue

Lloydminster, Alberta, Canada T9V 0W2
(780) 875-6184 waguinaldo@lloydminster.ca

Count Name: 50 Street and 52 Avenue
Site Code: 5052
Start Date: 07/15/2025

Turning Movement Peak Hour Data (12:30 PM)

Start Time	Southbound Approach						Westbound Approach						Northbound Approach						Eastbound Approach						
	Southbound						Westbound						Northbound						Eastbound						
	Right	Thru	Left	U-Turn	Peds	App. Total	Right	Thru	Left	U-Turn	Peds	App. Total	Right	Thru	Left	U-Turn	Peds	App. Total	Right	Thru	Left	U-Turn	Peds	App. Total	Int. Total
12:30 PM	0	11	2	0	8	13	2	8	7	0	0	17	10	7	1	0	0	18	1	15	0	0	0	16	64
12:45 PM	0	1	0	0	2	1	4	8	5	1	1	18	24	8	3	0	0	35	8	27	2	0	0	37	91
1:00 PM	0	9	1	0	1	10	1	13	13	0	0	27	22	13	6	0	1	41	7	27	2	0	0	36	114
1:15 PM	1	16	1	0	0	18	0	4	9	0	2	13	16	13	0	0	0	29	3	24	0	0	0	27	87
Total	1	37	4	0	11	42	7	33	34	1	3	75	72	41	10	0	1	123	19	93	4	0	0	116	356
Approach %	2.4	88.1	9.5	0.0	-	-	9.3	44.0	45.3	1.3	-	-	58.5	33.3	8.1	0.0	-	-	16.4	80.2	3.4	0.0	-	-	-
Total %	0.3	10.4	1.1	0.0	-	11.8	2.0	9.3	9.6	0.3	-	21.1	20.2	11.5	2.8	0.0	-	34.6	5.3	26.1	1.1	0.0	-	32.6	-
PHF	0.250	0.578	0.500	0.000	-	0.583	0.438	0.635	0.654	0.250	-	0.694	0.750	0.788	0.417	0.000	-	0.750	0.594	0.861	0.500	0.000	-	0.784	0.781
Lights	1	36	4	0	-	41	7	33	34	1	-	75	72	41	10	0	-	123	19	93	4	0	-	116	355
% Lights	100.0	97.3	100.0	-	-	97.6	100.0	100.0	100.0	100.0	-	100.0	100.0	100.0	100.0	-	-	100.0	100.0	100.0	100.0	-	-	100.0	99.7
Mediums	0	1	0	0	-	1	0	0	0	0	-	0	0	0	0	0	-	0	0	0	0	0	-	0	1
% Mediums	0.0	2.7	0.0	-	-	2.4	0.0	0.0	0.0	0.0	-	0.0	0.0	0.0	0.0	-	-	0.0	0.0	0.0	0.0	-	-	0.0	0.3
Articulated Trucks	0	0	0	0	-	0	0	0	0	0	-	0	0	0	0	0	-	0	0	0	0	0	-	0	0
% Articulated Trucks	0.0	0.0	0.0	-	-	0.0	0.0	0.0	0.0	0.0	-	0.0	0.0	0.0	0.0	-	-	0.0	0.0	0.0	0.0	-	-	0.0	0.0
Bicycles on Crosswalk	-	-	-	-	2	-	-	-	-	-	0	-	-	-	-	-	1	-	-	-	-	-	0	-	-
% Bicycles on Crosswalk	-	-	-	-	18.2	-	-	-	-	-	0.0	-	-	-	-	-	100.0	-	-	-	-	-	-	-	-
Pedestrians	-	-	-	-	9	-	-	-	-	-	3	-	-	-	-	-	0	-	-	-	-	-	0	-	-
% Pedestrians	-	-	-	-	81.8	-	-	-	-	-	100.0	-	-	-	-	-	0.0	-	-	-	-	-	-	-	-

City of Lloydminster
4420-50 Avenue

Lloydminster, Alberta, Canada T9V 0W2
(780) 875-6184 waguinaldo@lloydminster.ca

Count Name: 50 Street and 52 Avenue
Site Code: 5052
Start Date: 07/15/2025

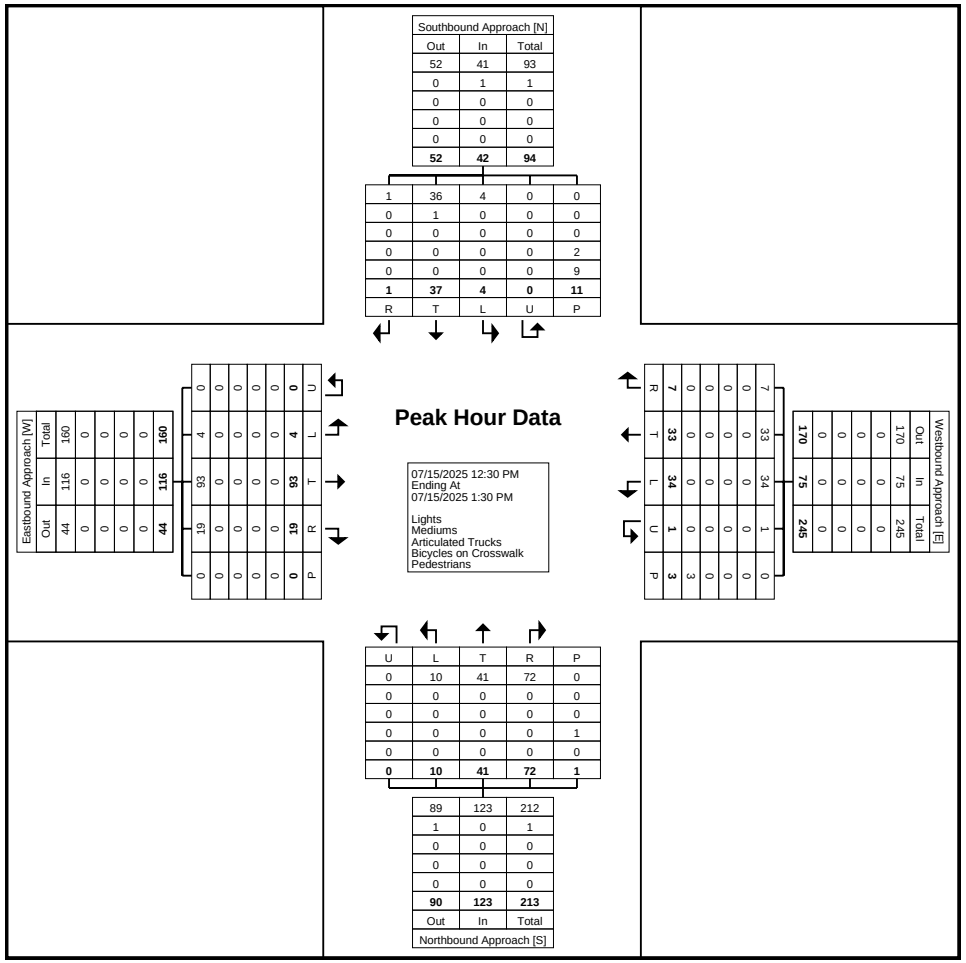

Turning Movement Peak Hour Data Plot (12:30 PM)

City of Lloydminster
4420-50 Avenue

Lloydminster, Alberta, Canada T9V 0W2
(780) 875-6184 waguinaldo@lloydminster.ca

Count Name: 50 Street and 52 Avenue
Site Code: 5052
Start Date: 07/15/2025

Turning Movement Peak Hour Data (4:15 PM)

Start Time	Southbound Approach						Westbound Approach						Northbound Approach						Eastbound Approach						
	Southbound						Westbound						Northbound						Eastbound						
	Right	Thru	Left	U-Turn	Peds	App. Total	Right	Thru	Left	U-Turn	Peds	App. Total	Right	Thru	Left	U-Turn	Peds	App. Total	Right	Thru	Left	U-Turn	Peds	App. Total	Int. Total
4:15 PM	0	8	0	0	0	8	3	8	6	0	2	17	11	10	3	0	0	24	7	18	2	0	0	27	76
4:30 PM	6	10	4	0	2	20	0	18	11	0	1	29	8	4	2	0	0	14	5	14	0	0	5	19	82
4:45 PM	0	6	0	0	1	6	0	7	8	0	3	15	9	4	5	0	0	18	5	18	1	0	0	24	63
5:00 PM	1	15	1	0	1	17	0	13	11	0	1	24	16	5	6	0	2	27	8	31	0	0	0	39	107
Total	7	39	5	0	4	51	3	46	36	0	7	85	44	23	16	0	2	83	25	81	3	0	5	109	328
Approach %	13.7	76.5	9.8	0.0	-	-	3.5	54.1	42.4	0.0	-	-	53.0	27.7	19.3	0.0	-	-	22.9	74.3	2.8	0.0	-	-	-
Total %	2.1	11.9	1.5	0.0	-	15.5	0.9	14.0	11.0	0.0	-	25.9	13.4	7.0	4.9	0.0	-	25.3	7.6	24.7	0.9	0.0	-	33.2	-
PHF	0.292	0.650	0.313	0.000	-	0.638	0.250	0.639	0.818	0.000	-	0.733	0.688	0.575	0.667	0.000	-	0.769	0.781	0.653	0.375	0.000	-	0.699	0.766
Lights	7	39	5	0	-	51	3	46	36	0	-	85	44	22	16	0	-	82	25	80	3	0	-	108	326
% Lights	100.0	100.0	100.0	-	-	100.0	100.0	100.0	100.0	-	-	100.0	100.0	95.7	100.0	-	-	98.8	100.0	98.8	100.0	-	-	99.1	99.4
Mediums	0	0	0	0	-	0	0	0	0	0	-	0	0	1	0	0	-	1	0	1	0	0	-	1	2
% Mediums	0.0	0.0	0.0	-	-	0.0	0.0	0.0	0.0	-	-	0.0	0.0	4.3	0.0	-	-	1.2	0.0	1.2	0.0	-	-	0.9	0.6
Articulated Trucks	0	0	0	0	-	0	0	0	0	0	-	0	0	0	0	0	-	0	0	0	0	0	-	0	0
% Articulated Trucks	0.0	0.0	0.0	-	-	0.0	0.0	0.0	0.0	-	-	0.0	0.0	0.0	0.0	-	-	0.0	0.0	0.0	0.0	-	-	0.0	0.0
Bicycles on Crosswalk	-	-	-	-	0	-	-	-	-	-	1	-	-	-	-	-	0	-	-	-	-	-	3	-	-
% Bicycles on Crosswalk	-	-	-	-	0.0	-	-	-	-	-	14.3	-	-	-	-	-	0.0	-	-	-	-	-	60.0	-	-
Pedestrians	-	-	-	-	4	-	-	-	-	-	6	-	-	-	-	-	2	-	-	-	-	-	2	-	-
% Pedestrians	-	-	-	-	100.0	-	-	-	-	-	85.7	-	-	-	-	-	100.0	-	-	-	-	-	40.0	-	-

City of Lloydminster
4420-50 Avenue

Lloydminster, Alberta, Canada T9V 0W2
(780) 875-6184 waguinaldo@lloydminster.ca

Count Name: 50 Street and 52 Avenue
Site Code: 5052
Start Date: 07/15/2025

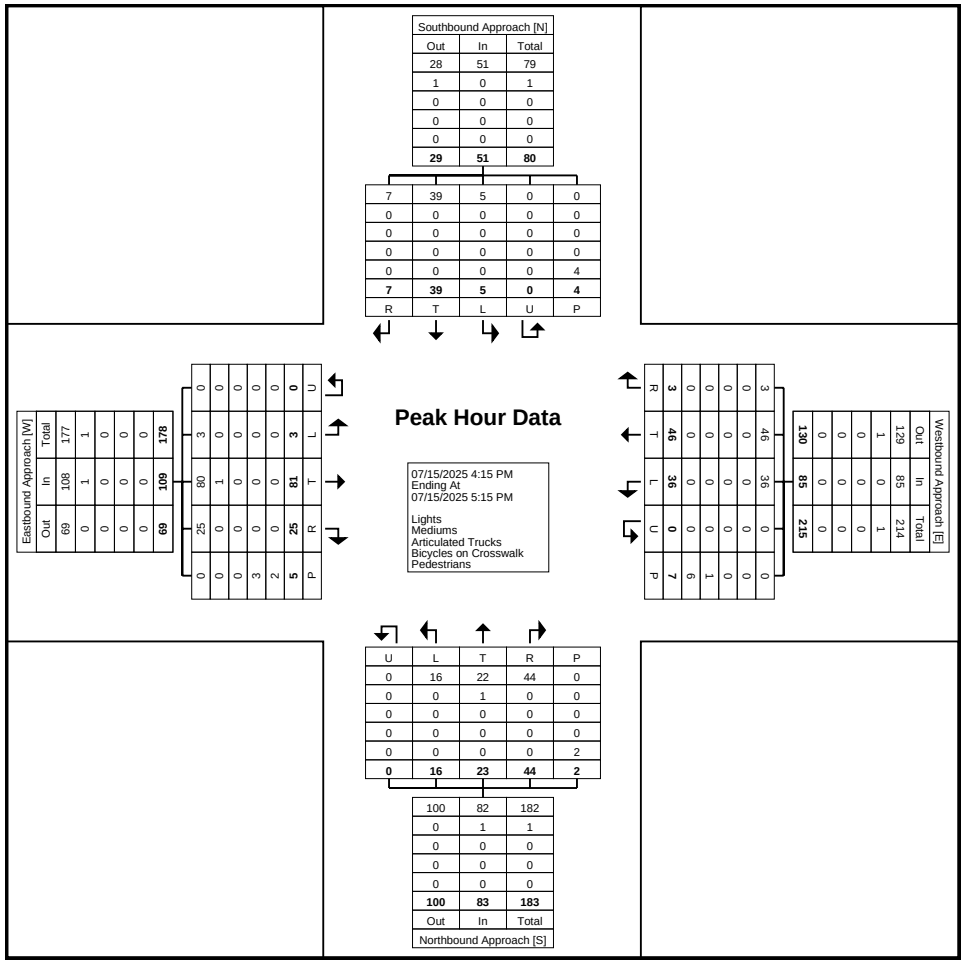

Turning Movement Peak Hour Data Plot (4:15 PM)

City of Lloydminster
4420-50 Avenue

Lloydminster, Alberta, Canada T9V 0W2
(780) 875-6184 waguinaldo@lloydminster.ca

Count Name: 54 Street and 49 Avenue
Site Code: 5449
Start Date: 07/07/2025

Turning Movement Data

Start Time	Southbound Approach						Westbound Approach						Northbound Approach						Eastbound Approach						
	Southbound						Westbound						Northbound						Eastbound						
	Right	Thru	Left	U-Turn	Peds	App. Total	Right	Thru	Left	U-Turn	Peds	App. Total	Right	Thru	Left	U-Turn	Peds	App. Total	Right	Thru	Left	U-Turn	Peds	App. Total	Int. Total
7:00 AM	0	11	0	0	0	11	0	0	1	0	0	1	1	17	0	0	0	18	3	0	1	0	0	4	34
7:15 AM	0	8	1	0	0	9	1	0	0	0	0	1	4	21	4	0	0	29	1	0	0	0	0	1	40
7:30 AM	0	18	2	0	0	20	0	0	2	0	0	2	2	35	4	0	0	41	2	1	1	0	0	4	67
7:45 AM	0	21	0	0	1	21	0	0	0	0	1	0	2	47	7	0	0	56	2	1	0	0	0	3	80
Hourly Total	0	58	3	0	1	61	1	0	3	0	1	4	9	120	15	0	0	144	8	2	2	0	0	12	221
8:00 AM	0	20	0	0	0	20	0	0	0	0	0	0	7	23	3	0	0	33	1	1	1	0	1	3	56
8:15 AM	1	16	1	0	0	18	0	0	0	0	0	0	4	17	4	0	1	25	4	3	0	0	0	7	50
8:30 AM	1	18	0	0	0	19	0	0	2	0	0	2	7	26	1	0	0	34	2	1	1	0	0	4	59
8:45 AM	0	12	0	0	0	12	2	0	1	0	3	3	5	36	4	0	0	45	5	4	0	0	1	9	69
Hourly Total	2	66	1	0	0	69	2	0	3	0	3	5	23	102	12	0	1	137	12	9	2	0	2	23	234
*** BREAK ***	-	-	-	-	-	-	-	-	-	-	-	-	-	-	-	-	-	-	-	-	-	-	-	-	-
11:30 AM	0	19	1	0	0	20	1	3	6	0	0	10	5	21	3	0	0	29	4	2	1	0	0	7	66
11:45 AM	0	28	1	0	0	29	1	4	5	0	0	10	4	32	0	0	0	36	9	1	3	0	0	13	88
Hourly Total	0	47	2	0	0	49	2	7	11	0	0	20	9	53	3	0	0	65	13	3	4	0	0	20	154
12:00 PM	2	34	2	0	0	38	0	2	3	0	0	5	5	32	2	0	1	39	4	3	0	0	0	7	89
12:15 PM	1	33	1	0	0	35	1	5	7	0	1	13	3	30	2	0	0	35	2	1	0	0	1	3	86
12:30 PM	1	25	0	1	0	27	2	4	8	0	0	14	10	33	5	0	0	48	5	2	0	0	0	7	96
12:45 PM	1	28	1	0	0	30	1	6	3	0	0	10	4	45	2	0	0	51	4	0	2	0	0	6	97
Hourly Total	5	120	4	1	0	130	4	17	21	0	1	42	22	140	11	0	1	173	15	6	2	0	1	23	368
1:00 PM	1	25	1	0	2	27	0	1	1	0	2	2	10	24	3	0	2	37	9	1	0	0	1	10	76
1:15 PM	0	31	0	0	1	31	2	0	4	0	1	6	9	33	2	0	1	44	5	1	1	0	2	7	88
*** BREAK ***	-	-	-	-	-	-	-	-	-	-	-	-	-	-	-	-	-	-	-	-	-	-	-	-	-
Hourly Total	1	56	1	0	3	58	2	1	5	0	3	8	19	57	5	0	3	81	14	2	1	0	3	17	164
4:00 PM	0	38	1	0	0	39	1	0	6	0	0	7	9	29	2	0	1	40	5	2	0	0	0	7	93
4:15 PM	2	32	2	0	0	36	0	4	7	0	0	11	9	22	1	0	0	32	6	2	2	0	1	10	89
4:30 PM	1	28	0	0	0	29	0	4	7	0	0	11	5	23	5	0	0	33	7	0	1	0	1	8	81
4:45 PM	0	36	0	0	0	36	1	3	0	0	1	4	11	48	6	0	0	65	11	4	1	0	0	16	121
Hourly Total	3	134	3	0	0	140	2	11	20	0	1	33	34	122	14	0	1	170	29	8	4	0	2	41	384
5:00 PM	2	60	5	0	0	67	1	3	5	0	0	9	8	42	4	0	1	54	8	2	0	0	0	10	140
5:15 PM	0	51	2	0	0	53	2	2	8	0	1	12	6	40	5	0	0	51	14	0	3	0	0	17	133
5:30 PM	1	41	1	0	2	43	0	3	6	0	0	9	5	22	2	0	0	29	4	1	3	0	1	8	89
5:45 PM	0	27	1	0	0	28	0	0	4	0	0	4	9	27	3	0	0	39	3	3	3	0	0	9	80
Hourly Total	3	179	9	0	2	191	3	8	23	0	1	34	28	131	14	0	1	173	29	6	9	0	1	44	442
Grand Total	14	660	23	1	6	698	16	44	86	0	10	146	144	725	74	0	7	943	120	36	24	0	9	180	1967
Approach %	2.0	94.6	3.3	0.1	-	-	11.0	30.1	58.9	0.0	-	-	15.3	76.9	7.8	0.0	-	-	66.7	20.0	13.3	0.0	-	-	-

Total %	0.7	33.6	1.2	0.1	-	35.5	0.8	2.2	4.4	0.0	-	7.4	7.3	36.9	3.8	0.0	-	47.9	6.1	1.8	1.2	0.0	-	9.2	-
Lights	14	653	22	1	-	690	16	44	84	0	-	144	144	715	74	0	-	933	117	36	23	0	-	176	1943
% Lights	100.0	98.9	95.7	100.0	-	98.9	100.0	100.0	97.7	-	-	98.6	100.0	98.6	100.0	-	-	98.9	97.5	100.0	95.8	-	-	97.8	98.8
Mediums	0	6	1	0	-	7	0	0	2	0	-	2	0	9	0	0	-	9	2	0	1	0	-	3	21
% Mediums	0.0	0.9	4.3	0.0	-	1.0	0.0	0.0	2.3	-	-	1.4	0.0	1.2	0.0	-	-	1.0	1.7	0.0	4.2	-	-	1.7	1.1
Articulated Trucks	0	1	0	0	-	1	0	0	0	0	-	0	0	1	0	0	-	1	1	0	0	0	-	1	3
% Articulated Trucks	0.0	0.2	0.0	0.0	-	0.1	0.0	0.0	0.0	-	-	0.0	0.0	0.1	0.0	-	-	0.1	0.8	0.0	0.0	-	-	0.6	0.2
Bicycles on Crosswalk	-	-	-	-	0	-	-	-	-	-	1	-	-	-	-	-	0	-	-	-	-	-	4	-	-
% Bicycles on Crosswalk	-	-	-	-	0.0	-	-	-	-	-	10.0	-	-	-	-	-	0.0	-	-	-	-	-	44.4	-	-
Pedestrians	-	-	-	-	6	-	-	-	-	-	9	-	-	-	-	-	7	-	-	-	-	-	5	-	-
% Pedestrians	-	-	-	-	100.0	-	-	-	-	-	90.0	-	-	-	-	-	100.0	-	-	-	-	-	55.6	-	-

City of Lloydminster
4420-50 Avenue

Lloydminster, Alberta, Canada T9V 0W2
(780) 875-6184 waguinaldo@lloydminster.ca

Count Name: 54 Street and 49 Avenue
Site Code: 5449
Start Date: 07/07/2025

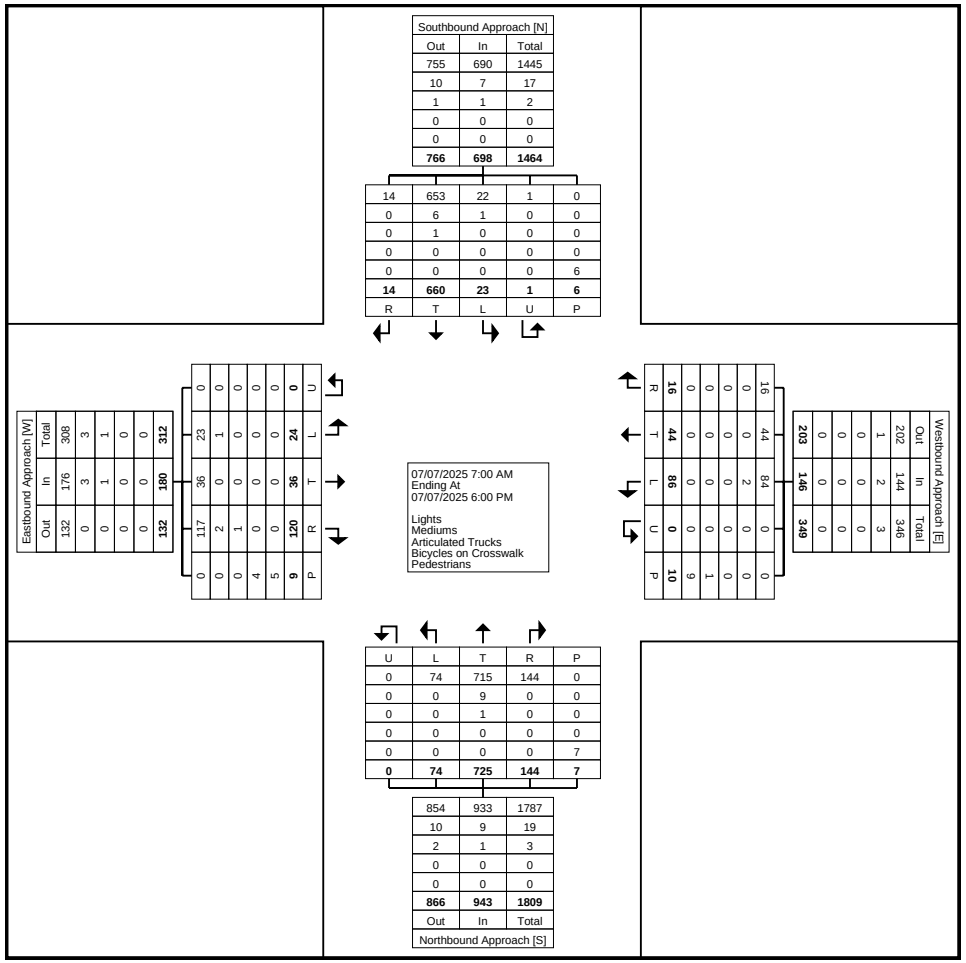

Turning Movement Data Plot

City of Lloydminster
4420-50 Avenue

Lloydminster, Alberta, Canada T9V 0W2
(780) 875-6184 waguinaldo@lloydminster.ca

Count Name: 54 Street and 49 Avenue
Site Code: 5449
Start Date: 07/07/2025

Turning Movement Peak Hour Data (7:30 AM)

Start Time	Southbound Approach						Westbound Approach						Northbound Approach						Eastbound Approach						
	Southbound						Westbound						Northbound						Eastbound						
	Right	Thru	Left	U-Turn	Peds	App. Total	Right	Thru	Left	U-Turn	Peds	App. Total	Right	Thru	Left	U-Turn	Peds	App. Total	Right	Thru	Left	U-Turn	Peds	App. Total	Int. Total
7:30 AM	0	18	2	0	0	20	0	0	2	0	0	2	2	35	4	0	0	41	2	1	1	0	0	4	67
7:45 AM	0	21	0	0	1	21	0	0	0	0	1	0	2	47	7	0	0	56	2	1	0	0	0	3	80
8:00 AM	0	20	0	0	0	20	0	0	0	0	0	0	7	23	3	0	0	33	1	1	1	0	1	3	56
8:15 AM	1	16	1	0	0	18	0	0	0	0	0	0	4	17	4	0	1	25	4	3	0	0	0	7	50
Total	1	75	3	0	1	79	0	0	2	0	1	2	15	122	18	0	1	155	9	6	2	0	1	17	253
Approach %	1.3	94.9	3.8	0.0	-	-	0.0	0.0	100.0	0.0	-	-	9.7	78.7	11.6	0.0	-	-	52.9	35.3	11.8	0.0	-	-	-
Total %	0.4	29.6	1.2	0.0	-	31.2	0.0	0.0	0.8	0.0	-	0.8	5.9	48.2	7.1	0.0	-	61.3	3.6	2.4	0.8	0.0	-	6.7	-
PHF	0.250	0.893	0.375	0.000	-	0.940	0.000	0.000	0.250	0.000	-	0.250	0.536	0.649	0.643	0.000	-	0.692	0.563	0.500	0.500	0.000	-	0.607	0.791
Lights	1	75	3	0	-	79	0	0	2	0	-	2	15	122	18	0	-	155	9	6	2	0	-	17	253
% Lights	100.0	100.0	100.0	-	-	100.0	-	-	100.0	-	-	100.0	100.0	100.0	100.0	-	-	100.0	100.0	100.0	100.0	-	-	100.0	100.0
Mediums	0	0	0	0	-	0	0	0	0	0	-	0	0	0	0	0	-	0	0	0	0	0	-	0	0
% Mediums	0.0	0.0	0.0	-	-	0.0	-	-	0.0	-	-	0.0	0.0	0.0	0.0	-	-	0.0	0.0	0.0	0.0	-	-	0.0	0.0
Articulated Trucks	0	0	0	0	-	0	0	0	0	0	-	0	0	0	0	0	-	0	0	0	0	0	-	0	0
% Articulated Trucks	0.0	0.0	0.0	-	-	0.0	-	-	0.0	-	-	0.0	0.0	0.0	0.0	-	-	0.0	0.0	0.0	0.0	-	-	0.0	0.0
Bicycles on Crosswalk	-	-	-	-	0	-	-	-	-	-	1	-	-	-	-	-	0	-	-	-	-	-	0	-	-
% Bicycles on Crosswalk	-	-	-	-	0.0	-	-	-	-	-	100.0	-	-	-	-	-	0.0	-	-	-	-	-	0.0	-	-
Pedestrians	-	-	-	-	1	-	-	-	-	-	0	-	-	-	-	-	1	-	-	-	-	-	1	-	-
% Pedestrians	-	-	-	-	100.0	-	-	-	-	-	0.0	-	-	-	-	-	100.0	-	-	-	-	-	100.0	-	-

City of Lloydminster
4420-50 Avenue

Lloydminster, Alberta, Canada T9V 0W2
(780) 875-6184 waguinaldo@lloydminster.ca

Count Name: 54 Street and 49 Avenue
Site Code: 5449
Start Date: 07/07/2025

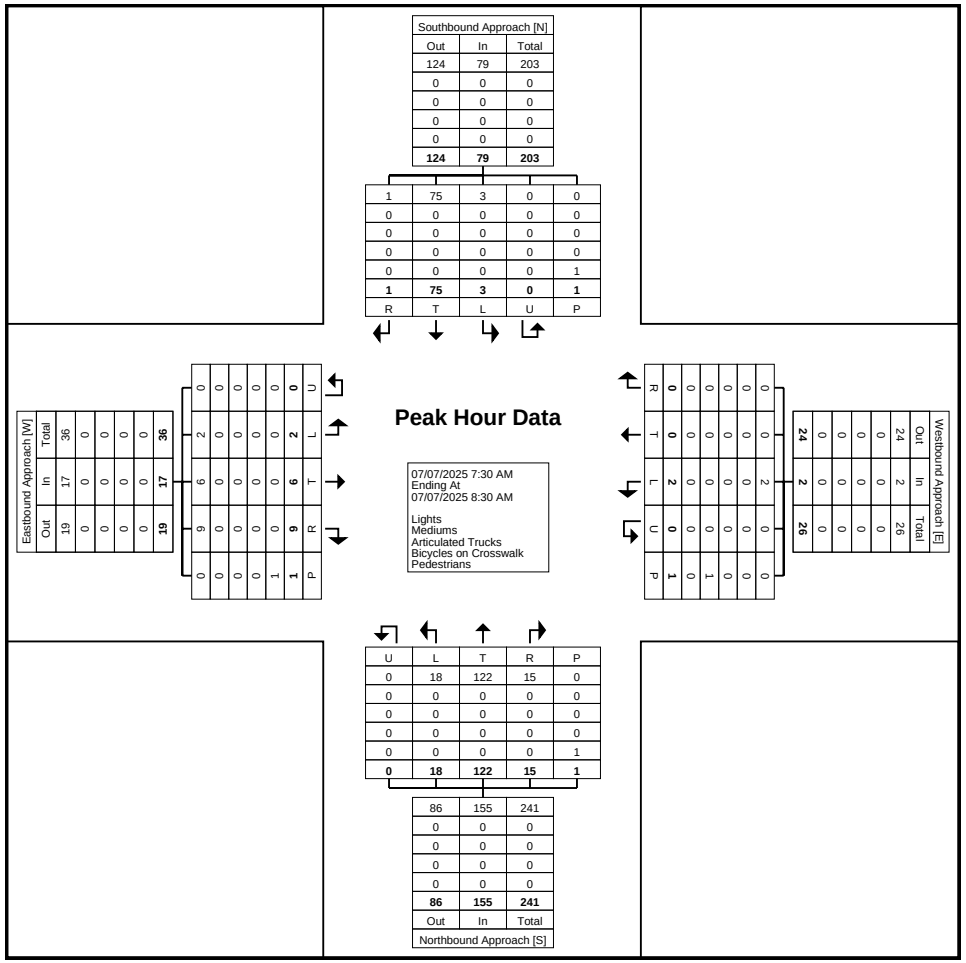

Turning Movement Peak Hour Data Plot (7:30 AM)

City of Lloydminster
4420-50 Avenue

Lloydminster, Alberta, Canada T9V 0W2
(780) 875-6184 waguinaldo@lloydminster.ca

Count Name: 54 Street and 49 Avenue
Site Code: 5449
Start Date: 07/07/2025

Turning Movement Peak Hour Data (12:00 PM)

Start Time	Southbound Approach						Westbound Approach						Northbound Approach						Eastbound Approach						
	Southbound						Westbound						Northbound						Eastbound						
	Right	Thru	Left	U-Turn	Peds	App. Total	Right	Thru	Left	U-Turn	Peds	App. Total	Right	Thru	Left	U-Turn	Peds	App. Total	Right	Thru	Left	U-Turn	Peds	App. Total	Int. Total
12:00 PM	2	34	2	0	0	38	0	2	3	0	0	5	5	32	2	0	1	39	4	3	0	0	0	7	89
12:15 PM	1	33	1	0	0	35	1	5	7	0	1	13	3	30	2	0	0	35	2	1	0	0	1	3	86
12:30 PM	1	25	0	1	0	27	2	4	8	0	0	14	10	33	5	0	0	48	5	2	0	0	0	7	96
12:45 PM	1	28	1	0	0	30	1	6	3	0	0	10	4	45	2	0	0	51	4	0	2	0	0	6	97
Total	5	120	4	1	0	130	4	17	21	0	1	42	22	140	11	0	1	173	15	6	2	0	1	23	368
Approach %	3.8	92.3	3.1	0.8	-	-	9.5	40.5	50.0	0.0	-	-	12.7	80.9	6.4	0.0	-	-	65.2	26.1	8.7	0.0	-	-	-
Total %	1.4	32.6	1.1	0.3	-	35.3	1.1	4.6	5.7	0.0	-	11.4	6.0	38.0	3.0	0.0	-	47.0	4.1	1.6	0.5	0.0	-	6.3	-
PHF	0.625	0.882	0.500	0.250	-	0.855	0.500	0.708	0.656	0.000	-	0.750	0.550	0.778	0.550	0.000	-	0.848	0.750	0.500	0.250	0.000	-	0.821	0.948
Lights	5	119	3	1	-	128	4	17	20	0	-	41	22	140	11	0	-	173	14	6	2	0	-	22	364
% Lights	100.0	99.2	75.0	100.0	-	98.5	100.0	100.0	95.2	-	-	97.6	100.0	100.0	100.0	-	-	100.0	93.3	100.0	100.0	-	-	95.7	98.9
Mediums	0	1	1	0	-	2	0	0	1	0	-	1	0	0	0	0	-	0	0	0	0	0	-	0	3
% Mediums	0.0	0.8	25.0	0.0	-	1.5	0.0	0.0	4.8	-	-	2.4	0.0	0.0	0.0	-	-	0.0	0.0	0.0	0.0	-	-	0.0	0.8
Articulated Trucks	0	0	0	0	-	0	0	0	0	0	-	0	0	0	0	0	-	0	1	0	0	0	-	1	1
% Articulated Trucks	0.0	0.0	0.0	0.0	-	0.0	0.0	0.0	0.0	-	-	0.0	0.0	0.0	0.0	-	-	0.0	6.7	0.0	0.0	-	-	4.3	0.3
Bicycles on Crosswalk	-	-	-	-	0	-	-	-	-	-	0	-	-	-	-	-	0	-	-	-	-	-	1	-	-
% Bicycles on Crosswalk	-	-	-	-	-	-	-	-	-	-	0.0	-	-	-	-	-	0.0	-	-	-	-	-	100.0	-	-
Pedestrians	-	-	-	-	0	-	-	-	-	-	1	-	-	-	-	-	1	-	-	-	-	-	0	-	-
% Pedestrians	-	-	-	-	-	-	-	-	-	-	100.0	-	-	-	-	-	100.0	-	-	-	-	-	0.0	-	-

City of Lloydminster
4420-50 Avenue

Lloydminster, Alberta, Canada T9V 0W2
(780) 875-6184 waguinaldo@lloydminster.ca

Count Name: 54 Street and 49 Avenue
Site Code: 5449
Start Date: 07/07/2025

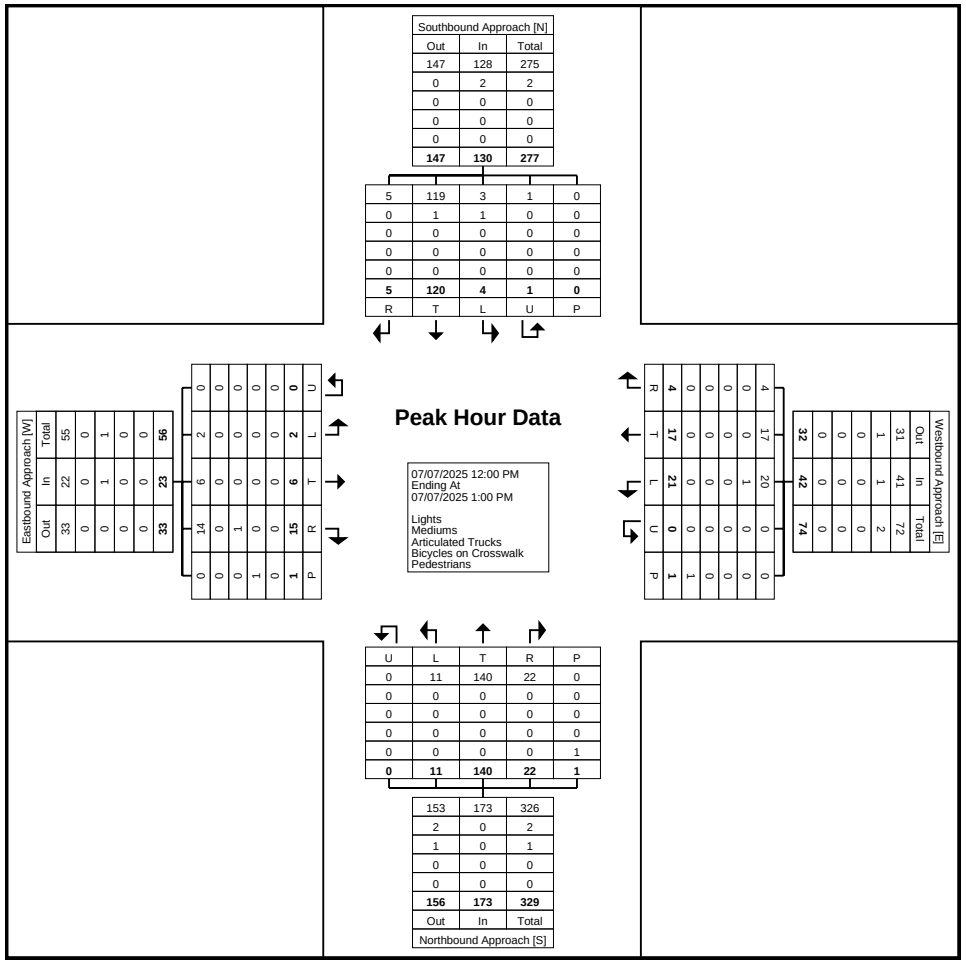

Turning Movement Peak Hour Data Plot (12:00 PM)

City of Lloydminster
4420-50 Avenue

Lloydminster, Alberta, Canada T9V 0W2
(780) 875-6184 waguinaldo@lloydminster.ca

Count Name: 54 Street and 49 Avenue
Site Code: 5449
Start Date: 07/07/2025

Turning Movement Peak Hour Data (4:45 PM)

Start Time	Southbound Approach						Westbound Approach						Northbound Approach						Eastbound Approach						
	Southbound						Westbound						Northbound						Eastbound						
	Right	Thru	Left	U-Turn	Peds	App. Total	Right	Thru	Left	U-Turn	Peds	App. Total	Right	Thru	Left	U-Turn	Peds	App. Total	Right	Thru	Left	U-Turn	Peds	App. Total	Int. Total
4:45 PM	0	36	0	0	0	36	1	3	0	0	1	4	11	48	6	0	0	65	11	4	1	0	0	16	121
5:00 PM	2	60	5	0	0	67	1	3	5	0	0	9	8	42	4	0	1	54	8	2	0	0	0	10	140
5:15 PM	0	51	2	0	0	53	2	2	8	0	1	12	6	40	5	0	0	51	14	0	3	0	0	17	133
5:30 PM	1	41	1	0	2	43	0	3	6	0	0	9	5	22	2	0	0	29	4	1	3	0	1	8	89
Total	3	188	8	0	2	199	4	11	19	0	2	34	30	152	17	0	1	199	37	7	7	0	1	51	483
Approach %	1.5	94.5	4.0	0.0	-	-	11.8	32.4	55.9	0.0	-	-	15.1	76.4	8.5	0.0	-	-	72.5	13.7	13.7	0.0	-	-	-
Total %	0.6	38.9	1.7	0.0	-	41.2	0.8	2.3	3.9	0.0	-	7.0	6.2	31.5	3.5	0.0	-	41.2	7.7	1.4	1.4	0.0	-	10.6	-
PHF	0.375	0.783	0.400	0.000	-	0.743	0.500	0.917	0.594	0.000	-	0.708	0.682	0.792	0.708	0.000	-	0.765	0.661	0.438	0.583	0.000	-	0.750	0.863
Lights	3	186	8	0	-	197	4	11	19	0	-	34	30	151	17	0	-	198	36	7	6	0	-	49	478
% Lights	100.0	98.9	100.0	-	-	99.0	100.0	100.0	100.0	-	-	100.0	100.0	99.3	100.0	-	-	99.5	97.3	100.0	85.7	-	-	96.1	99.0
Mediums	0	2	0	0	-	2	0	0	0	0	-	0	0	1	0	0	-	1	1	0	1	0	-	2	5
% Mediums	0.0	1.1	0.0	-	-	1.0	0.0	0.0	0.0	-	-	0.0	0.0	0.7	0.0	-	-	0.5	2.7	0.0	14.3	-	-	3.9	1.0
Articulated Trucks	0	0	0	0	-	0	0	0	0	0	-	0	0	0	0	0	-	0	0	0	0	0	-	0	0
% Articulated Trucks	0.0	0.0	0.0	-	-	0.0	0.0	0.0	0.0	-	-	0.0	0.0	0.0	0.0	-	-	0.0	0.0	0.0	0.0	-	-	0.0	0.0
Bicycles on Crosswalk	-	-	-	-	0	-	-	-	-	-	0	-	-	-	-	-	0	-	-	-	-	-	0	-	-
% Bicycles on Crosswalk	-	-	-	-	0.0	-	-	-	-	-	0.0	-	-	-	-	-	0.0	-	-	-	-	-	0.0	-	-
Pedestrians	-	-	-	-	2	-	-	-	-	-	2	-	-	-	-	-	1	-	-	-	-	-	1	-	-
% Pedestrians	-	-	-	-	100.0	-	-	-	-	-	100.0	-	-	-	-	-	100.0	-	-	-	-	-	100.0	-	-

City of Lloydminster
4420-50 Avenue

Lloydminster, Alberta, Canada T9V 0W2
(780) 875-6184 waguinaldo@lloydminster.ca

Count Name: 54 Street and 49 Avenue
Site Code: 5449
Start Date: 07/07/2025

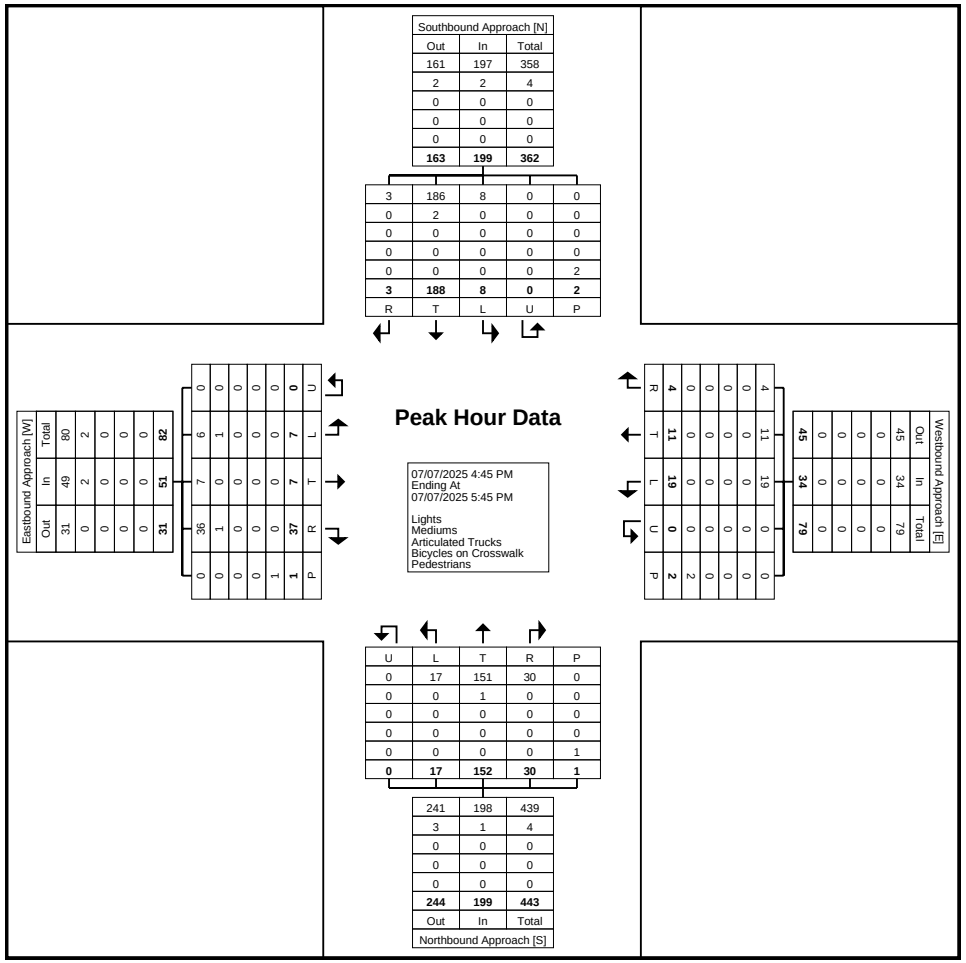

Turning Movement Peak Hour Data Plot (4:45 PM)

City of Lloydminster
4420-50 Avenue

Lloydminster, Alberta, Canada T9V 0W2
(780) 875-6184 waguinaldo@lloydminster.ca

Count Name: 54 Street and 50 Avenue
Site Code: 5450
Start Date: 07/07/2025

Turning Movement Data

Start Time	Southbound Approach						Westbound Approach						Northbound Approach						Eastbound Approach						
	Southbound						Westbound						Northbound						Eastbound						
	Right	Thru	Left	U-Turn	Peds	App. Total	Right	Thru	Left	U-Turn	Peds	App. Total	Right	Thru	Left	U-Turn	Peds	App. Total	Right	Thru	Left	U-Turn	Peds	App. Total	Int. Total
7:00 AM	0	34	2	0	0	36	1	0	0	0	0	1	0	53	0	0	0	53	0	1	0	0	0	1	91
7:15 AM	0	45	1	0	0	46	5	1	1	0	0	7	0	56	2	0	0	58	1	0	0	0	0	1	112
7:30 AM	2	67	2	0	0	71	4	0	1	0	0	5	1	74	5	0	0	80	1	1	1	0	0	3	159
7:45 AM	0	76	2	0	1	78	7	0	0	0	2	7	0	109	8	0	0	117	2	1	0	0	0	3	205
Hourly Total	2	222	7	0	1	231	17	1	2	0	2	20	1	292	15	0	0	308	4	3	1	0	0	8	567
8:00 AM	0	57	0	0	0	57	2	0	3	0	0	5	1	87	3	0	0	91	0	0	0	0	0	0	153
8:15 AM	1	62	2	0	0	65	2	2	0	0	0	4	1	58	2	0	0	61	0	1	2	0	0	3	133
8:30 AM	0	79	5	0	0	84	1	0	1	0	1	2	1	53	1	0	0	55	1	1	0	0	0	2	143
8:45 AM	0	71	4	0	0	75	3	1	0	0	0	4	2	57	1	0	0	60	3	1	2	0	0	6	145
Hourly Total	1	269	11	0	0	281	8	3	4	0	1	15	5	255	7	0	0	267	4	3	4	0	0	11	574
*** BREAK ***	-	-	-	-	-	-	-	-	-	-	-	-	-	-	-	-	-	-	-	-	-	-	-	-	-
11:30 AM	0	61	1	0	0	62	2	0	1	0	1	3	5	76	3	0	0	84	5	1	0	0	0	6	155
11:45 AM	1	86	6	0	0	93	2	5	1	0	0	8	1	69	7	0	0	77	12	2	0	0	2	14	192
Hourly Total	1	147	7	0	0	155	4	5	2	0	1	11	6	145	10	0	0	161	17	3	0	0	2	20	347
12:00 PM	2	100	5	0	1	107	2	0	4	0	0	6	3	71	9	0	0	83	4	2	4	0	0	10	206
12:15 PM	1	83	2	0	0	86	3	0	4	0	1	7	1	51	7	0	0	59	5	0	0	0	1	5	157
12:30 PM	8	78	2	1	0	89	6	2	1	0	0	9	6	105	7	0	0	118	3	1	1	0	0	5	221
12:45 PM	1	82	2	0	0	85	2	2	4	0	0	8	2	81	4	0	0	87	12	0	1	0	2	13	193
Hourly Total	12	343	11	1	1	367	13	4	13	0	1	30	12	308	27	0	0	347	24	3	6	0	3	33	777
1:00 PM	1	97	7	0	0	105	1	1	0	0	0	2	1	92	4	0	1	97	4	0	1	0	0	5	209
1:15 PM	4	89	3	0	0	96	6	0	0	0	0	6	4	91	5	0	1	100	4	2	1	0	1	7	209
*** BREAK ***	-	-	-	-	-	-	-	-	-	-	-	-	-	-	-	-	-	-	-	-	-	-	-	-	-
Hourly Total	5	186	10	0	0	201	7	1	0	0	0	8	5	183	9	0	2	197	8	2	2	0	1	12	418
4:00 PM	2	106	4	0	0	112	1	0	1	0	1	2	3	60	5	0	0	68	9	0	3	0	0	12	194
4:15 PM	1	87	4	0	0	92	3	1	2	0	0	6	5	73	4	0	0	82	4	0	1	0	0	5	185
4:30 PM	0	86	6	0	0	92	5	2	2	0	0	9	2	75	3	0	0	80	6	0	0	0	0	6	187
4:45 PM	1	88	9	0	0	98	5	0	3	0	1	8	3	111	5	0	0	119	4	0	0	0	0	4	229
Hourly Total	4	367	23	0	0	394	14	3	8	0	2	25	13	319	17	0	0	349	23	0	4	0	0	27	795
5:00 PM	0	112	6	0	0	118	3	0	2	0	1	5	3	79	1	0	0	83	2	0	1	0	0	3	209
5:15 PM	1	121	12	0	0	134	6	0	3	0	0	9	4	132	3	0	0	139	5	0	1	0	0	6	288
5:30 PM	2	107	4	0	0	113	4	0	0	0	4	4	5	83	4	0	1	92	9	1	0	0	1	10	219
5:45 PM	1	70	4	0	2	75	3	0	2	0	0	5	2	72	0	0	0	74	1	2	0	0	1	3	157
Hourly Total	4	410	26	0	2	440	16	0	7	0	5	23	14	366	8	0	1	388	17	3	2	0	2	22	873
Grand Total	29	1944	95	1	4	2069	79	17	36	0	12	132	56	1868	93	0	3	2017	97	17	19	0	8	133	4351
Approach %	1.4	94.0	4.6	0.0	-	-	59.8	12.9	27.3	0.0	-	-	2.8	92.6	4.6	0.0	-	-	72.9	12.8	14.3	0.0	-	-	-

Total %	0.7	44.7	2.2	0.0	-	47.6	1.8	0.4	0.8	0.0	-	3.0	1.3	42.9	2.1	0.0	-	46.4	2.2	0.4	0.4	0.0	-	3.1	-
Lights	29	1901	94	1	-	2025	79	17	35	0	-	131	55	1828	92	0	-	1975	96	17	18	0	-	131	4262
% Lights	100.0	97.8	98.9	100.0	-	97.9	100.0	100.0	97.2	-	-	99.2	98.2	97.9	98.9	-	-	97.9	99.0	100.0	94.7	-	-	98.5	98.0
Mediums	0	31	1	0	-	32	0	0	1	0	-	1	0	32	1	0	-	33	1	0	1	0	-	2	68
% Mediums	0.0	1.6	1.1	0.0	-	1.5	0.0	0.0	2.8	-	-	0.8	0.0	1.7	1.1	-	-	1.6	1.0	0.0	5.3	-	-	1.5	1.6
Articulated Trucks	0	12	0	0	-	12	0	0	0	0	-	0	1	8	0	0	-	9	0	0	0	0	-	0	21
% Articulated Trucks	0.0	0.6	0.0	0.0	-	0.6	0.0	0.0	0.0	-	-	0.0	1.8	0.4	0.0	-	-	0.4	0.0	0.0	0.0	-	-	0.0	0.5
Bicycles on Crosswalk	-	-	-	-	2	-	-	-	-	-	1	-	-	-	-	-	1	-	-	-	-	-	2	-	-
% Bicycles on Crosswalk	-	-	-	-	50.0	-	-	-	-	-	8.3	-	-	-	-	-	33.3	-	-	-	-	-	25.0	-	-
Pedestrians	-	-	-	-	2	-	-	-	-	-	11	-	-	-	-	-	2	-	-	-	-	-	6	-	-
% Pedestrians	-	-	-	-	50.0	-	-	-	-	-	91.7	-	-	-	-	-	66.7	-	-	-	-	-	75.0	-	-

City of Lloydminster
4420-50 Avenue

Lloydminster, Alberta, Canada T9V 0W2
(780) 875-6184 waguinaldo@lloydminster.ca

Count Name: 54 Street and 50 Avenue
Site Code: 5450
Start Date: 07/07/2025

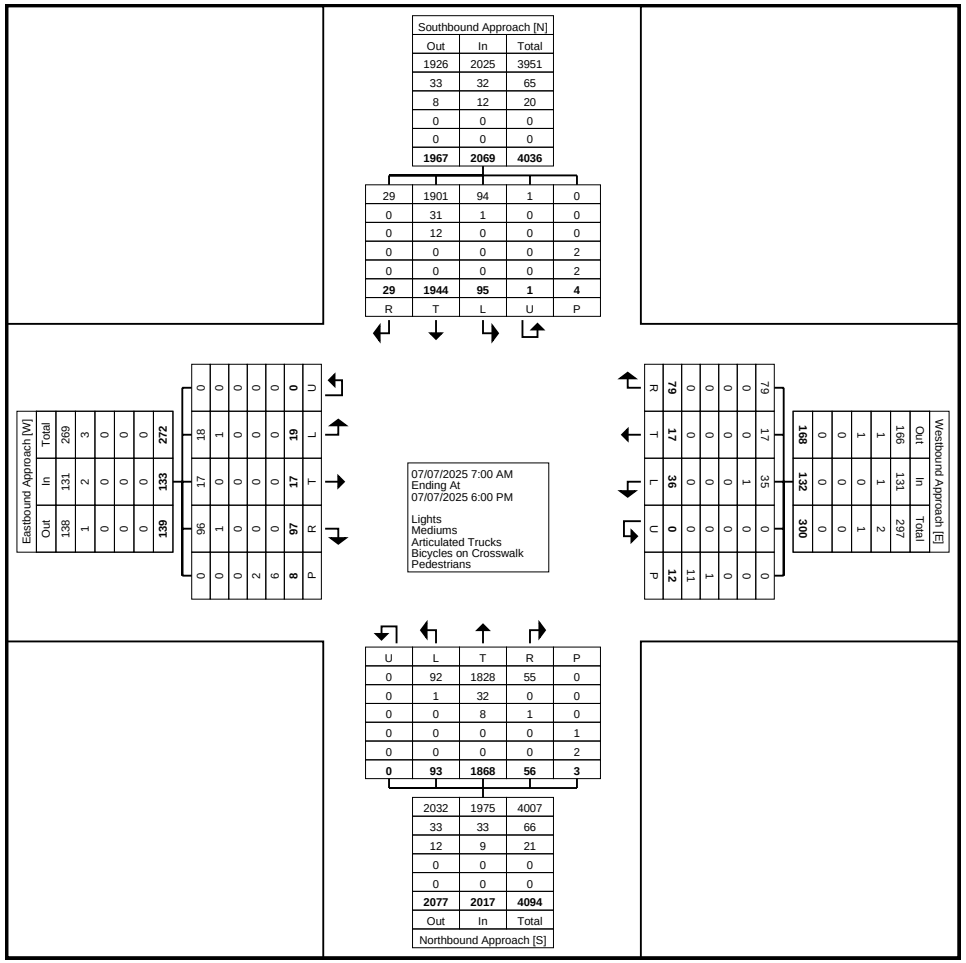

Turning Movement Data Plot

City of Lloydminster
4420-50 Avenue

Lloydminster, Alberta, Canada T9V 0W2
(780) 875-6184 waguinaldo@lloydminster.ca

Count Name: 54 Street and 50 Avenue
Site Code: 5450
Start Date: 07/07/2025

Turning Movement Peak Hour Data (7:30 AM)

Start Time	Southbound Approach						Westbound Approach						Northbound Approach						Eastbound Approach						
	Southbound						Westbound						Northbound						Eastbound						
	Right	Thru	Left	U-Turn	Peds	App. Total	Right	Thru	Left	U-Turn	Peds	App. Total	Right	Thru	Left	U-Turn	Peds	App. Total	Right	Thru	Left	U-Turn	Peds	App. Total	Int. Total
7:30 AM	2	67	2	0	0	71	4	0	1	0	0	5	1	74	5	0	0	80	1	1	1	0	0	3	159
7:45 AM	0	76	2	0	1	78	7	0	0	0	2	7	0	109	8	0	0	117	2	1	0	0	0	3	205
8:00 AM	0	57	0	0	0	57	2	0	3	0	0	5	1	87	3	0	0	91	0	0	0	0	0	0	153
8:15 AM	1	62	2	0	0	65	2	2	0	0	0	4	1	58	2	0	0	61	0	1	2	0	0	3	133
Total	3	262	6	0	1	271	15	2	4	0	2	21	3	328	18	0	0	349	3	3	3	0	0	9	650
Approach %	1.1	96.7	2.2	0.0	-	-	71.4	9.5	19.0	0.0	-	-	0.9	94.0	5.2	0.0	-	-	33.3	33.3	33.3	0.0	-	-	-
Total %	0.5	40.3	0.9	0.0	-	41.7	2.3	0.3	0.6	0.0	-	3.2	0.5	50.5	2.8	0.0	-	53.7	0.5	0.5	0.5	0.0	-	1.4	-
PHF	0.375	0.862	0.750	0.000	-	0.869	0.536	0.250	0.333	0.000	-	0.750	0.750	0.752	0.563	0.000	-	0.746	0.375	0.750	0.375	0.000	-	0.750	0.793
Lights	3	255	6	0	-	264	15	2	3	0	-	20	3	318	18	0	-	339	3	3	3	0	-	9	632
% Lights	100.0	97.3	100.0	-	-	97.4	100.0	100.0	75.0	-	-	95.2	100.0	97.0	100.0	-	-	97.1	100.0	100.0	100.0	-	-	100.0	97.2
Mediums	0	6	0	0	-	6	0	0	1	0	-	1	0	9	0	0	-	9	0	0	0	0	-	0	16
% Mediums	0.0	2.3	0.0	-	-	2.2	0.0	0.0	25.0	-	-	4.8	0.0	2.7	0.0	-	-	2.6	0.0	0.0	0.0	-	-	0.0	2.5
Articulated Trucks	0	1	0	0	-	1	0	0	0	0	-	0	0	1	0	0	-	1	0	0	0	0	-	0	2
% Articulated Trucks	0.0	0.4	0.0	-	-	0.4	0.0	0.0	0.0	-	-	0.0	0.0	0.3	0.0	-	-	0.3	0.0	0.0	0.0	-	-	0.0	0.3
Bicycles on Crosswalk	-	-	-	-	1	-	-	-	-	-	1	-	-	-	-	-	0	-	-	-	-	-	0	-	-
% Bicycles on Crosswalk	-	-	-	-	100.0	-	-	-	-	-	50.0	-	-	-	-	-	-	-	-	-	-	-	-	-	-
Pedestrians	-	-	-	-	0	-	-	-	-	-	1	-	-	-	-	-	0	-	-	-	-	-	0	-	-
% Pedestrians	-	-	-	-	0.0	-	-	-	-	-	50.0	-	-	-	-	-	-	-	-	-	-	-	-	-	-

City of Lloydminster
4420-50 Avenue

Lloydminster, Alberta, Canada T9V 0W2
(780) 875-6184 waguinaldo@lloydminster.ca

Count Name: 54 Street and 50 Avenue
Site Code: 5450
Start Date: 07/07/2025

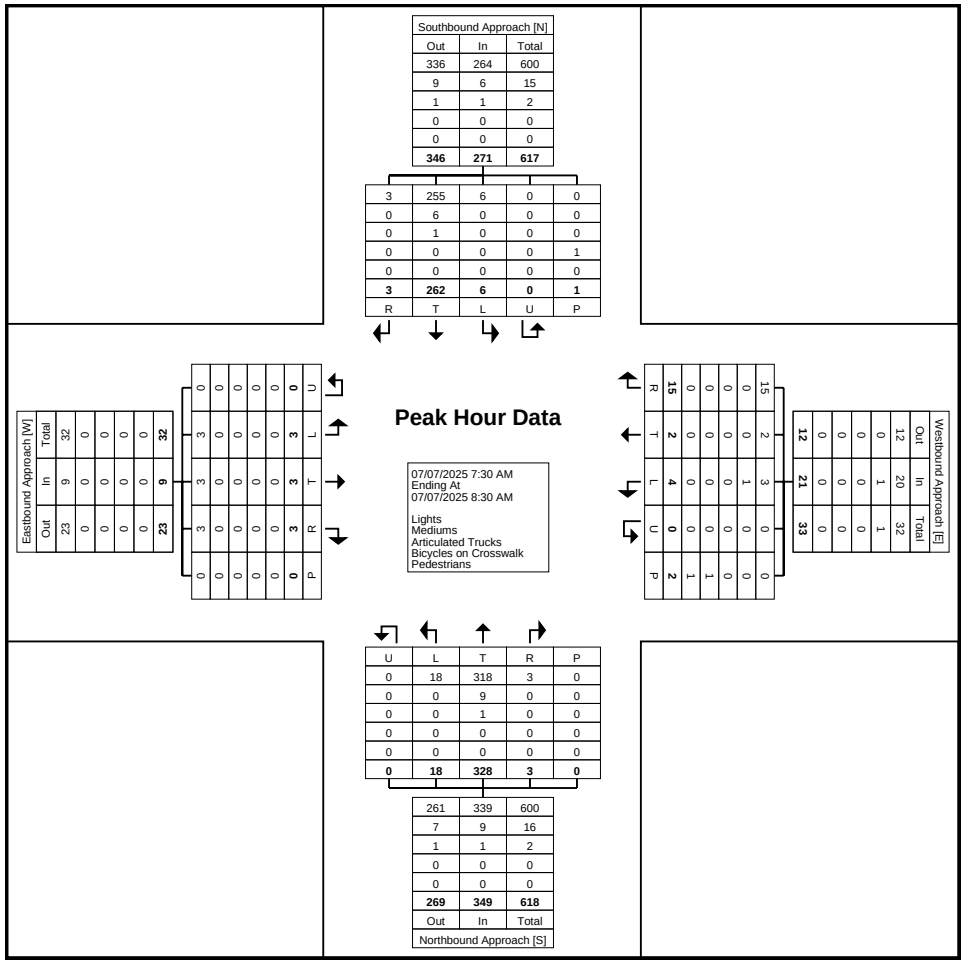

Turning Movement Peak Hour Data Plot (7:30 AM)

City of Lloydminster
4420-50 Avenue

Lloydminster, Alberta, Canada T9V 0W2
(780) 875-6184 waguinaldo@lloydminster.ca

Count Name: 54 Street and 50 Avenue
Site Code: 5450
Start Date: 07/07/2025

Turning Movement Peak Hour Data (12:30 PM)

Start Time	Southbound Approach						Westbound Approach						Northbound Approach						Eastbound Approach						
	Southbound						Westbound						Northbound						Eastbound						
	Right	Thru	Left	U-Turn	Peds	App. Total	Right	Thru	Left	U-Turn	Peds	App. Total	Right	Thru	Left	U-Turn	Peds	App. Total	Right	Thru	Left	U-Turn	Peds	App. Total	Int. Total
12:30 PM	8	78	2	1	0	89	6	2	1	0	0	9	6	105	7	0	0	118	3	1	1	0	0	5	221
12:45 PM	1	82	2	0	0	85	2	2	4	0	0	8	2	81	4	0	0	87	12	0	1	0	2	13	193
1:00 PM	1	97	7	0	0	105	1	1	0	0	0	2	1	92	4	0	1	97	4	0	1	0	0	5	209
1:15 PM	4	89	3	0	0	96	6	0	0	0	0	6	4	91	5	0	1	100	4	2	1	0	1	7	209
Total	14	346	14	1	0	375	15	5	5	0	0	25	13	369	20	0	2	402	23	3	4	0	3	30	832
Approach %	3.7	92.3	3.7	0.3	-	-	60.0	20.0	20.0	0.0	-	-	3.2	91.8	5.0	0.0	-	-	76.7	10.0	13.3	0.0	-	-	-
Total %	1.7	41.6	1.7	0.1	-	45.1	1.8	0.6	0.6	0.0	-	3.0	1.6	44.4	2.4	0.0	-	48.3	2.8	0.4	0.5	0.0	-	3.6	-
PHF	0.438	0.892	0.500	0.250	-	0.893	0.625	0.625	0.313	0.000	-	0.694	0.542	0.879	0.714	0.000	-	0.852	0.479	0.375	1.000	0.000	-	0.577	0.941
Lights	14	340	14	1	-	369	15	5	5	0	-	25	13	360	20	0	-	393	22	3	4	0	-	29	816
% Lights	100.0	98.3	100.0	100.0	-	98.4	100.0	100.0	100.0	-	-	100.0	100.0	97.6	100.0	-	-	97.8	95.7	100.0	100.0	-	-	96.7	98.1
Mediums	0	3	0	0	-	3	0	0	0	0	-	0	0	5	0	0	-	5	1	0	0	0	-	1	9
% Mediums	0.0	0.9	0.0	0.0	-	0.8	0.0	0.0	0.0	-	-	0.0	0.0	1.4	0.0	-	-	1.2	4.3	0.0	0.0	-	-	3.3	1.1
Articulated Trucks	0	3	0	0	-	3	0	0	0	0	-	0	0	4	0	0	-	4	0	0	0	0	-	0	7
% Articulated Trucks	0.0	0.9	0.0	0.0	-	0.8	0.0	0.0	0.0	-	-	0.0	0.0	1.1	0.0	-	-	1.0	0.0	0.0	0.0	-	-	0.0	0.8
Bicycles on Crosswalk	-	-	-	-	0	-	-	-	-	-	0	-	-	-	-	-	0	-	-	-	-	-	0	-	-
% Bicycles on Crosswalk	-	-	-	-	-	-	-	-	-	-	-	-	-	-	-	-	0.0	-	-	-	-	-	0.0	-	-
Pedestrians	-	-	-	-	0	-	-	-	-	-	0	-	-	-	-	-	2	-	-	-	-	-	3	-	-
% Pedestrians	-	-	-	-	-	-	-	-	-	-	-	-	-	-	-	-	100.0	-	-	-	-	-	100.0	-	-

City of Lloydminster
4420-50 Avenue

Lloydminster, Alberta, Canada T9V 0W2
(780) 875-6184 waguinaldo@lloydminster.ca

Count Name: 54 Street and 50 Avenue
Site Code: 5450
Start Date: 07/07/2025

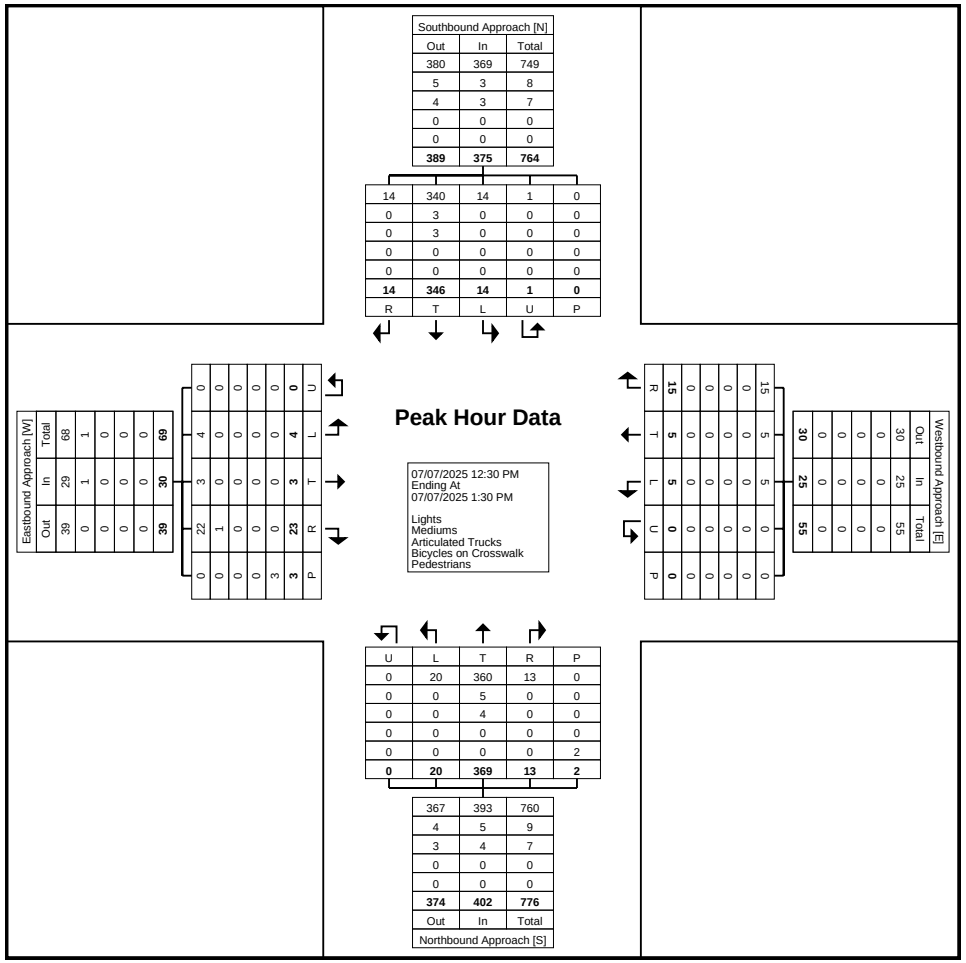

Turning Movement Peak Hour Data Plot (12:30 PM)

City of Lloydminster
4420-50 Avenue

Lloydminster, Alberta, Canada T9V 0W2
(780) 875-6184 waguinaldo@lloydminster.ca

Count Name: 54 Street and 50 Avenue
Site Code: 5450
Start Date: 07/07/2025

Turning Movement Peak Hour Data (4:45 PM)

Start Time	Southbound Approach						Westbound Approach						Northbound Approach						Eastbound Approach						
	Southbound						Westbound						Northbound						Eastbound						
	Right	Thru	Left	U-Turn	Peds	App. Total	Right	Thru	Left	U-Turn	Peds	App. Total	Right	Thru	Left	U-Turn	Peds	App. Total	Right	Thru	Left	U-Turn	Peds	App. Total	Int. Total
4:45 PM	1	88	9	0	0	98	5	0	3	0	1	8	3	111	5	0	0	119	4	0	0	0	0	4	229
5:00 PM	0	112	6	0	0	118	3	0	2	0	1	5	3	79	1	0	0	83	2	0	1	0	0	3	209
5:15 PM	1	121	12	0	0	134	6	0	3	0	0	9	4	132	3	0	0	139	5	0	1	0	0	6	288
5:30 PM	2	107	4	0	0	113	4	0	0	0	4	4	5	83	4	0	1	92	9	1	0	0	1	10	219
Total	4	428	31	0	0	463	18	0	8	0	6	26	15	405	13	0	1	433	20	1	2	0	1	23	945
Approach %	0.9	92.4	6.7	0.0	-	-	69.2	0.0	30.8	0.0	-	-	3.5	93.5	3.0	0.0	-	-	87.0	4.3	8.7	0.0	-	-	-
Total %	0.4	45.3	3.3	0.0	-	49.0	1.9	0.0	0.8	0.0	-	2.8	1.6	42.9	1.4	0.0	-	45.8	2.1	0.1	0.2	0.0	-	2.4	-
PHF	0.500	0.884	0.646	0.000	-	0.864	0.750	0.000	0.667	0.000	-	0.722	0.750	0.767	0.650	0.000	-	0.779	0.556	0.250	0.500	0.000	-	0.575	0.820
Lights	4	424	30	0	-	458	18	0	8	0	-	26	14	401	13	0	-	428	20	1	2	0	-	23	935
% Lights	100.0	99.1	96.8	-	-	98.9	100.0	-	100.0	-	-	100.0	93.3	99.0	100.0	-	-	98.8	100.0	100.0	100.0	-	-	100.0	98.9
Mediums	0	3	1	0	-	4	0	0	0	0	-	0	0	4	0	0	-	4	0	0	0	0	-	0	8
% Mediums	0.0	0.7	3.2	-	-	0.9	0.0	-	0.0	-	-	0.0	0.0	1.0	0.0	-	-	0.9	0.0	0.0	0.0	-	-	0.0	0.8
Articulated Trucks	0	1	0	0	-	1	0	0	0	0	-	0	1	0	0	0	-	1	0	0	0	0	-	0	2
% Articulated Trucks	0.0	0.2	0.0	-	-	0.2	0.0	-	0.0	-	-	0.0	6.7	0.0	0.0	-	-	0.2	0.0	0.0	0.0	-	-	0.0	0.2
Bicycles on Crosswalk	-	-	-	-	0	-	-	-	-	-	0	-	-	-	-	-	1	-	-	-	-	-	0	-	-
% Bicycles on Crosswalk	-	-	-	-	-	-	-	-	-	-	0.0	-	-	-	-	-	100.0	-	-	-	-	-	0.0	-	-
Pedestrians	-	-	-	-	0	-	-	-	-	-	6	-	-	-	-	-	0	-	-	-	-	-	1	-	-
% Pedestrians	-	-	-	-	-	-	-	-	-	-	100.0	-	-	-	-	-	0.0	-	-	-	-	-	100.0	-	-

City of Lloydminster
4420-50 Avenue

Lloydminster, Alberta, Canada T9V 0W2
(780) 875-6184 waguinaldo@lloydminster.ca

Count Name: 54 Street and 50 Avenue
Site Code: 5450
Start Date: 07/07/2025

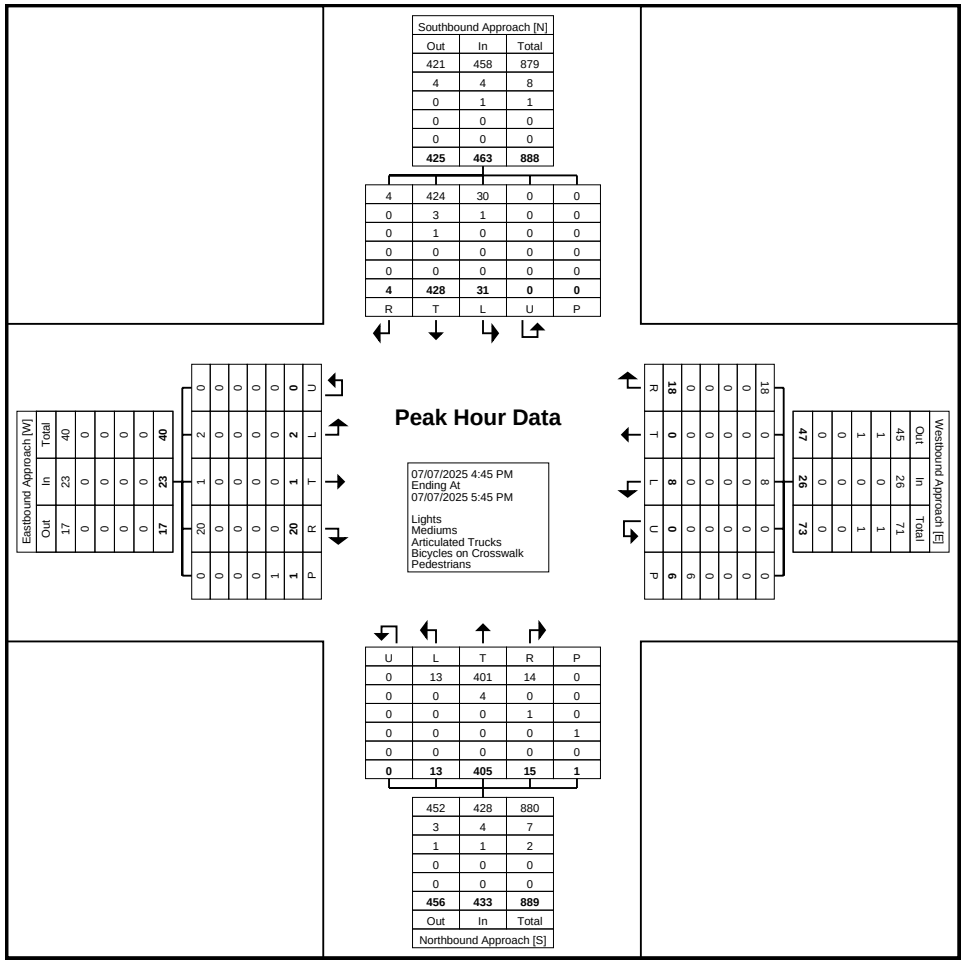

Turning Movement Peak Hour Data Plot (4:45 PM)

City of Lloydminster
4420-50 Avenue

Lloydminster, Alberta, Canada T9V 0W2
(780) 875-6184 waguinaldo@lloydminster.ca

Count Name: 55 Street and 50 Avenue
Site Code: 5550
Start Date: 07/14/2025
Page No: 1

Turning Movement Data

Start Time	Southbound Approach						Westbound Approach						Northbound Approach						Eastbound Approach						
	Southbound						Westbound						Northbound						Eastbound						
	Right	Thru	Left	U-Turn	Peds	App. Total	Right	Thru	Left	U-Turn	Peds	App. Total	Right	Thru	Left	U-Turn	Peds	App. Total	Right	Thru	Left	U-Turn	Peds	App. Total	Int. Total
7:00 AM	0	27	3	0	0	30	0	0	1	0	0	1	0	55	1	0	0	56	1	0	1	0	1	2	89
7:15 AM	0	39	0	0	0	39	1	0	1	0	0	2	1	61	0	0	0	62	0	0	0	0	0	0	103
7:30 AM	0	60	0	0	0	60	3	0	1	0	0	4	0	78	0	0	0	78	0	0	1	0	0	1	143
7:45 AM	0	73	0	0	0	73	3	0	2	0	2	5	0	102	2	0	0	104	2	0	1	0	0	3	185
Hourly Total	0	199	3	0	0	202	7	0	5	0	2	12	1	296	3	0	0	300	3	0	3	0	1	6	520
8:00 AM	1	57	0	0	0	58	1	0	1	0	0	2	0	75	0	0	0	75	3	1	1	0	1	5	140
8:15 AM	0	74	1	0	0	75	0	0	0	0	0	0	0	51	1	0	0	52	0	0	0	0	0	0	127
8:30 AM	0	52	0	0	1	52	0	0	2	0	0	2	0	52	1	0	0	53	0	1	0	0	2	1	108
8:45 AM	1	69	1	0	0	71	1	0	0	0	0	1	0	57	1	0	0	58	0	0	0	0	1	0	130
Hourly Total	2	252	2	0	1	256	2	0	3	0	0	5	0	235	3	0	0	238	3	2	1	0	4	6	505
*** BREAK ***	-	-	-	-	-	-	-	-	-	-	-	-	-	-	-	-	-	-	-	-	-	-	-	-	-
11:30 AM	1	74	4	0	0	79	1	0	0	0	0	1	0	48	1	0	0	49	2	0	0	0	1	2	131
11:45 AM	0	86	3	0	0	89	2	1	0	0	0	3	3	47	2	0	0	52	1	0	0	0	0	1	145
Hourly Total	1	160	7	0	0	168	3	1	0	0	0	4	3	95	3	0	0	101	3	0	0	0	1	3	276
12:00 PM	0	123	4	0	0	127	1	1	0	0	0	2	1	72	2	0	0	75	1	0	0	0	2	1	205
12:15 PM	0	75	2	0	0	77	0	1	0	0	1	1	0	80	0	0	0	80	1	0	0	0	2	1	159
12:30 PM	0	86	3	0	0	89	1	0	0	0	0	1	5	81	1	0	0	87	1	0	0	0	0	1	178
12:45 PM	0	74	1	0	0	75	5	0	0	0	0	5	1	76	0	0	0	77	2	0	0	0	0	2	159
Hourly Total	0	358	10	0	0	368	7	2	0	0	1	9	7	309	3	0	0	319	5	0	0	0	4	5	701
1:00 PM	0	83	1	0	1	84	2	0	0	0	2	2	1	96	0	0	0	97	2	0	1	0	0	3	186
1:15 PM	0	76	1	0	1	77	0	0	0	0	1	0	1	77	3	0	0	81	1	0	0	0	2	1	159
*** BREAK ***	-	-	-	-	-	-	-	-	-	-	-	-	-	-	-	-	-	-	-	-	-	-	-	-	-
Hourly Total	0	159	2	0	2	161	2	0	0	0	3	2	2	173	3	0	0	178	3	0	1	0	2	4	345
4:00 PM	0	97	3	0	0	100	2	0	2	0	0	4	2	67	0	0	0	69	0	0	0	0	1	0	173
4:15 PM	0	103	5	0	0	108	2	1	1	0	0	4	3	93	1	0	0	97	1	0	0	0	2	1	210
4:30 PM	0	102	4	0	0	106	1	0	0	0	0	1	0	67	1	0	0	68	0	0	1	0	1	1	176
4:45 PM	1	88	2	0	0	91	2	0	0	0	0	2	2	95	0	0	0	97	0	0	0	0	0	0	190
Hourly Total	1	390	14	0	0	405	7	1	3	0	0	11	7	322	2	0	0	331	1	0	1	0	4	2	749
5:00 PM	1	111	10	0	0	122	2	0	2	0	0	4	2	79	4	0	0	85	1	1	0	0	0	2	213
5:15 PM	2	97	3	0	0	102	2	1	0	0	0	3	4	107	6	0	0	117	1	0	0	0	0	1	223
5:30 PM	0	80	1	0	0	81	1	0	0	0	0	1	2	85	0	0	1	87	2	0	0	0	1	2	171
5:45 PM	1	70	3	0	0	74	0	0	1	0	1	1	1	66	1	0	0	68	1	1	0	0	0	2	145
Hourly Total	4	358	17	0	0	379	5	1	3	0	1	9	9	337	11	0	1	357	5	2	0	0	1	7	752
Grand Total	8	1876	55	0	3	1939	33	5	14	0	7	52	29	1767	28	0	1	1824	23	4	6	0	17	33	3848
Approach %	0.4	96.8	2.8	0.0	-	-	63.5	9.6	26.9	0.0	-	-	1.6	96.9	1.5	0.0	-	-	69.7	12.1	18.2	0.0	-	-	-

Total %	0.2	48.8	1.4	0.0	-	50.4	0.9	0.1	0.4	0.0	-	1.4	0.8	45.9	0.7	0.0	-	47.4	0.6	0.1	0.2	0.0	-	0.9	-
Lights	8	1836	53	0	-	1897	33	5	14	0	-	52	28	1717	27	0	-	1772	23	4	6	0	-	33	3754
% Lights	100.0	97.9	96.4	-	-	97.8	100.0	100.0	100.0	-	-	100.0	96.6	97.2	96.4	-	-	97.1	100.0	100.0	100.0	-	-	100.0	97.6
Mediums	0	28	1	0	-	29	0	0	0	0	-	0	1	34	1	0	-	36	0	0	0	0	-	0	65
% Mediums	0.0	1.5	1.8	-	-	1.5	0.0	0.0	0.0	-	-	0.0	3.4	1.9	3.6	-	-	2.0	0.0	0.0	0.0	-	-	0.0	1.7
Articulated Trucks	0	12	1	0	-	13	0	0	0	0	-	0	0	16	0	0	-	16	0	0	0	0	-	0	29
% Articulated Trucks	0.0	0.6	1.8	-	-	0.7	0.0	0.0	0.0	-	-	0.0	0.0	0.9	0.0	-	-	0.9	0.0	0.0	0.0	-	-	0.0	0.8
Bicycles on Crosswalk	-	-	-	-	0	-	-	-	-	-	0	-	-	-	-	-	0	-	-	-	-	-	7	-	-
% Bicycles on Crosswalk	-	-	-	-	0.0	-	-	-	-	-	0.0	-	-	-	-	-	0.0	-	-	-	-	-	41.2	-	-
Pedestrians	-	-	-	-	3	-	-	-	-	-	7	-	-	-	-	-	1	-	-	-	-	-	10	-	-
% Pedestrians	-	-	-	-	100.0	-	-	-	-	-	100.0	-	-	-	-	-	100.0	-	-	-	-	-	58.8	-	-

City of Lloydminster
4420-50 Avenue

Lloydminster, Alberta, Canada T9V 0W2
(780) 875-6184 waguinaldo@lloydminster.ca

Count Name: 55 Street and 50 Avenue
Site Code: 5550
Start Date: 07/14/2025

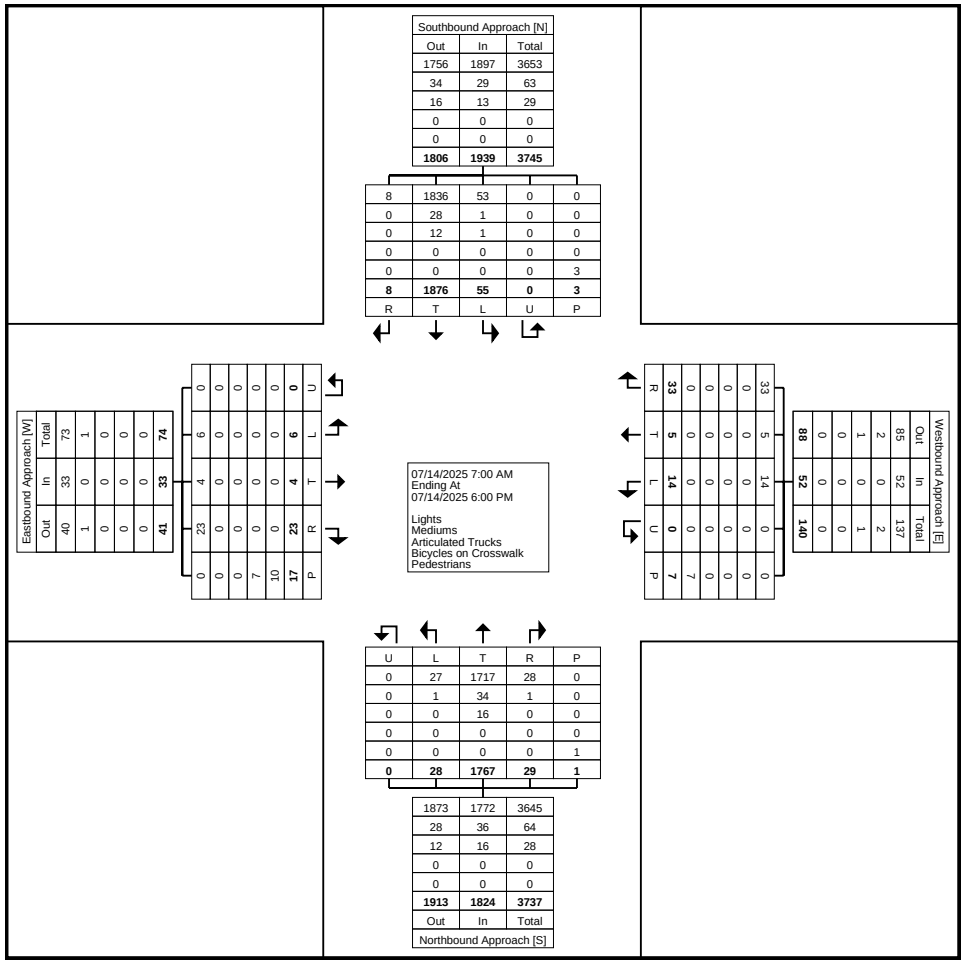

Turning Movement Data Plot

City of Lloydminster
4420-50 Avenue

Lloydminster, Alberta, Canada T9V 0W2
(780) 875-6184 waguinaldo@lloydminster.ca

Count Name: 55 Street and 50 Avenue
Site Code: 5550
Start Date: 07/14/2025

Turning Movement Peak Hour Data (7:30 AM)

Start Time	Southbound Approach						Westbound Approach						Northbound Approach						Eastbound Approach						
	Southbound						Westbound						Northbound						Eastbound						
	Right	Thru	Left	U-Turn	Peds	App. Total	Right	Thru	Left	U-Turn	Peds	App. Total	Right	Thru	Left	U-Turn	Peds	App. Total	Right	Thru	Left	U-Turn	Peds	App. Total	Int. Total
7:30 AM	0	60	0	0	0	60	3	0	1	0	0	4	0	78	0	0	0	78	0	0	1	0	0	1	143
7:45 AM	0	73	0	0	0	73	3	0	2	0	2	5	0	102	2	0	0	104	2	0	1	0	0	3	185
8:00 AM	1	57	0	0	0	58	1	0	1	0	0	2	0	75	0	0	0	75	3	1	1	0	1	5	140
8:15 AM	0	74	1	0	0	75	0	0	0	0	0	0	0	51	1	0	0	52	0	0	0	0	0	0	127
Total	1	264	1	0	0	266	7	0	4	0	2	11	0	306	3	0	0	309	5	1	3	0	1	9	595
Approach %	0.4	99.2	0.4	0.0	-	-	63.6	0.0	36.4	0.0	-	-	0.0	99.0	1.0	0.0	-	-	55.6	11.1	33.3	0.0	-	-	-
Total %	0.2	44.4	0.2	0.0	-	44.7	1.2	0.0	0.7	0.0	-	1.8	0.0	51.4	0.5	0.0	-	51.9	0.8	0.2	0.5	0.0	-	1.5	-
PHF	0.250	0.892	0.250	0.000	-	0.887	0.583	0.000	0.500	0.000	-	0.550	0.000	0.750	0.375	0.000	-	0.743	0.417	0.250	0.750	0.000	-	0.450	0.804
Lights	1	254	1	0	-	256	7	0	4	0	-	11	0	298	2	0	-	300	5	1	3	0	-	9	576
% Lights	100.0	96.2	100.0	-	-	96.2	100.0	-	100.0	-	-	100.0	-	97.4	66.7	-	-	97.1	100.0	100.0	100.0	-	-	100.0	96.8
Mediums	0	9	0	0	-	9	0	0	0	0	-	0	0	5	1	0	-	6	0	0	0	0	-	0	15
% Mediums	0.0	3.4	0.0	-	-	3.4	0.0	-	0.0	-	-	0.0	-	1.6	33.3	-	-	1.9	0.0	0.0	0.0	-	-	0.0	2.5
Articulated Trucks	0	1	0	0	-	1	0	0	0	0	-	0	0	3	0	0	-	3	0	0	0	0	-	0	4
% Articulated Trucks	0.0	0.4	0.0	-	-	0.4	0.0	-	0.0	-	-	0.0	-	1.0	0.0	-	-	1.0	0.0	0.0	0.0	-	-	0.0	0.7
Bicycles on Crosswalk	-	-	-	-	0	-	-	-	-	-	0	-	-	-	-	-	0	-	-	-	-	-	1	-	-
% Bicycles on Crosswalk	-	-	-	-	-	-	-	-	-	-	0.0	-	-	-	-	-	-	-	-	-	-	-	100.0	-	-
Pedestrians	-	-	-	-	0	-	-	-	-	-	2	-	-	-	-	-	0	-	-	-	-	-	0	-	-
% Pedestrians	-	-	-	-	-	-	-	-	-	-	100.0	-	-	-	-	-	-	-	-	-	-	-	0.0	-	-

City of Lloydminster
4420-50 Avenue

Lloydminster, Alberta, Canada T9V 0W2
(780) 875-6184 waguinaldo@lloydminster.ca

Count Name: 55 Street and 50 Avenue
Site Code: 5550
Start Date: 07/14/2025

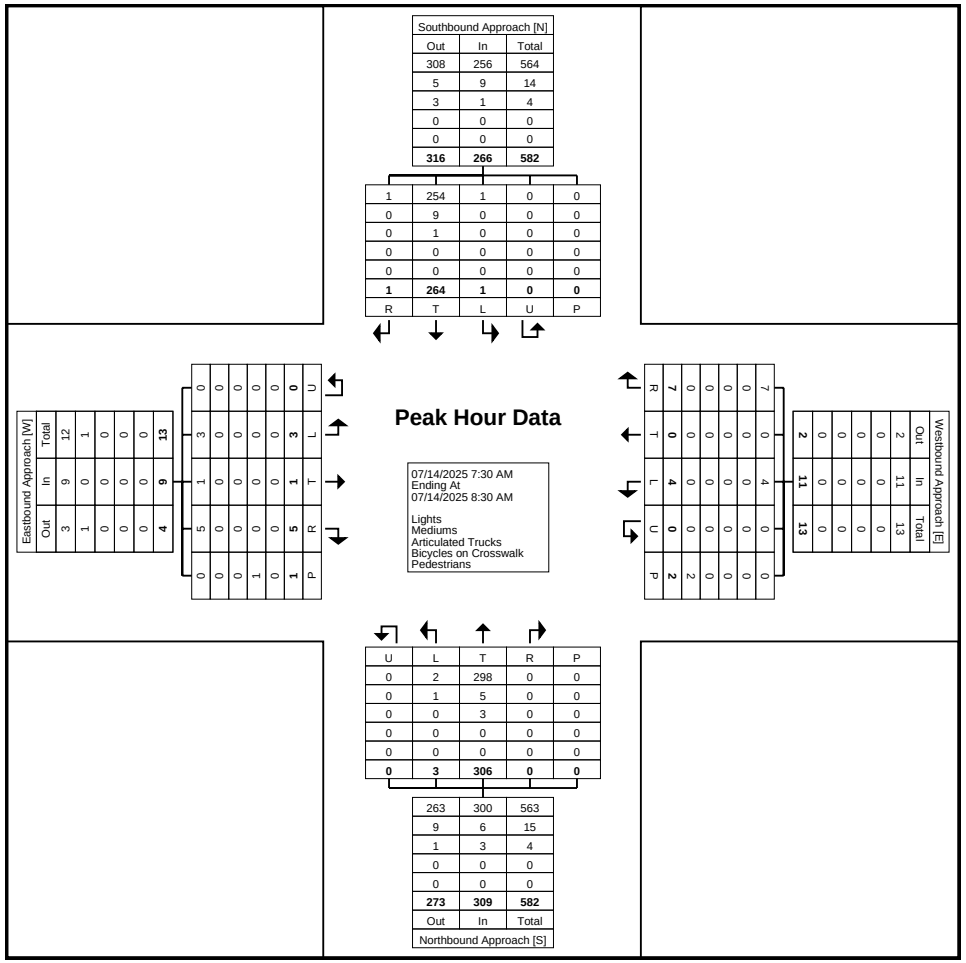

Turning Movement Peak Hour Data Plot (7:30 AM)

City of Lloydminster
4420-50 Avenue

Lloydminster, Alberta, Canada T9V 0W2
(780) 875-6184 waguinaldo@lloydminster.ca

Count Name: 55 Street and 50 Avenue
Site Code: 5550
Start Date: 07/14/2025

Turning Movement Peak Hour Data (12:00 PM)

Start Time	Southbound Approach						Westbound Approach						Northbound Approach						Eastbound Approach						
	Southbound						Westbound						Northbound						Eastbound						
	Right	Thru	Left	U-Turn	Peds	App. Total	Right	Thru	Left	U-Turn	Peds	App. Total	Right	Thru	Left	U-Turn	Peds	App. Total	Right	Thru	Left	U-Turn	Peds	App. Total	Int. Total
12:00 PM	0	123	4	0	0	127	1	1	0	0	0	2	1	72	2	0	0	75	1	0	0	0	2	1	205
12:15 PM	0	75	2	0	0	77	0	1	0	0	1	1	0	80	0	0	0	80	1	0	0	0	2	1	159
12:30 PM	0	86	3	0	0	89	1	0	0	0	0	1	5	81	1	0	0	87	1	0	0	0	0	1	178
12:45 PM	0	74	1	0	0	75	5	0	0	0	0	5	1	76	0	0	0	77	2	0	0	0	0	2	159
Total	0	358	10	0	0	368	7	2	0	0	1	9	7	309	3	0	0	319	5	0	0	0	4	5	701
Approach %	0.0	97.3	2.7	0.0	-	-	77.8	22.2	0.0	0.0	-	-	2.2	96.9	0.9	0.0	-	-	100.0	0.0	0.0	0.0	-	-	-
Total %	0.0	51.1	1.4	0.0	-	52.5	1.0	0.3	0.0	0.0	-	1.3	1.0	44.1	0.4	0.0	-	45.5	0.7	0.0	0.0	0.0	-	0.7	-
PHF	0.000	0.728	0.625	0.000	-	0.724	0.350	0.500	0.000	0.000	-	0.450	0.350	0.954	0.375	0.000	-	0.917	0.625	0.000	0.000	0.000	-	0.625	0.855
Lights	0	350	10	0	-	360	7	2	0	0	-	9	7	299	3	0	-	309	5	0	0	0	-	5	683
% Lights	-	97.8	100.0	-	-	97.8	100.0	100.0	-	-	-	100.0	100.0	96.8	100.0	-	-	96.9	100.0	-	-	-	-	100.0	97.4
Mediums	0	6	0	0	-	6	0	0	0	0	-	0	0	5	0	0	-	5	0	0	0	0	-	0	11
% Mediums	-	1.7	0.0	-	-	1.6	0.0	0.0	-	-	-	0.0	0.0	1.6	0.0	-	-	1.6	0.0	-	-	-	-	0.0	1.6
Articulated Trucks	0	2	0	0	-	2	0	0	0	0	-	0	0	5	0	0	-	5	0	0	0	0	-	0	7
% Articulated Trucks	-	0.6	0.0	-	-	0.5	0.0	0.0	-	-	-	0.0	0.0	1.6	0.0	-	-	1.6	0.0	-	-	-	-	0.0	1.0
Bicycles on Crosswalk	-	-	-	-	0	-	-	-	-	-	0	-	-	-	-	-	0	-	-	-	-	-	1	-	-
% Bicycles on Crosswalk	-	-	-	-	-	-	-	-	-	-	0.0	-	-	-	-	-	-	-	-	-	-	-	25.0	-	-
Pedestrians	-	-	-	-	0	-	-	-	-	-	1	-	-	-	-	-	0	-	-	-	-	-	3	-	-
% Pedestrians	-	-	-	-	-	-	-	-	-	-	100.0	-	-	-	-	-	-	-	-	-	-	-	75.0	-	-

City of Lloydminster
4420-50 Avenue

Lloydminster, Alberta, Canada T9V 0W2
(780) 875-6184 waguinaldo@lloydminster.ca

Count Name: 55 Street and 50 Avenue
Site Code: 5550
Start Date: 07/14/2025

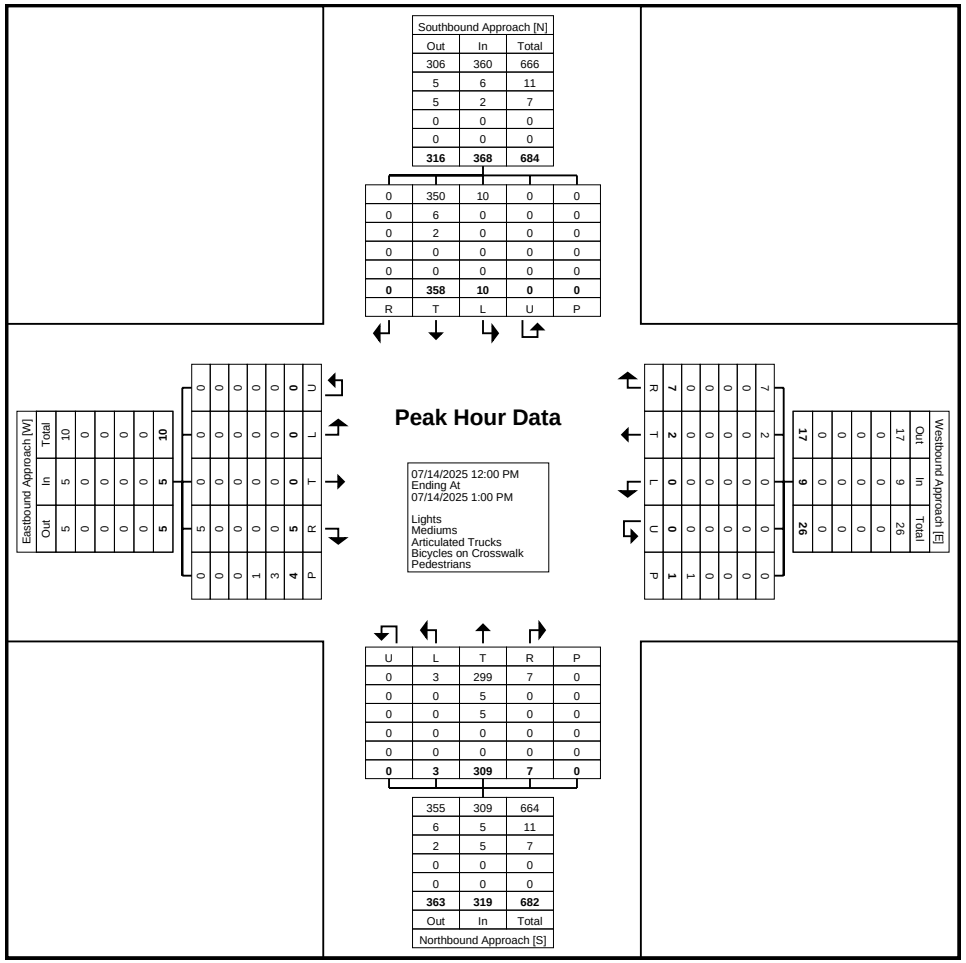

Turning Movement Peak Hour Data Plot (12:00 PM)

City of Lloydminster
4420-50 Avenue

Lloydminster, Alberta, Canada T9V 0W2
(780) 875-6184 waguinaldo@lloydminster.ca

Count Name: 55 Street and 50 Avenue
Site Code: 5550
Start Date: 07/14/2025

Turning Movement Peak Hour Data (4:30 PM)

Start Time	Southbound Approach						Westbound Approach						Northbound Approach						Eastbound Approach						
	Southbound						Westbound						Northbound						Eastbound						
	Right	Thru	Left	U-Turn	Peds	App. Total	Right	Thru	Left	U-Turn	Peds	App. Total	Right	Thru	Left	U-Turn	Peds	App. Total	Right	Thru	Left	U-Turn	Peds	App. Total	Int. Total
4:30 PM	0	102	4	0	0	106	1	0	0	0	0	1	0	67	1	0	0	68	0	0	1	0	1	1	176
4:45 PM	1	88	2	0	0	91	2	0	0	0	0	2	2	95	0	0	0	97	0	0	0	0	0	0	190
5:00 PM	1	111	10	0	0	122	2	0	2	0	0	4	2	79	4	0	0	85	1	1	0	0	0	2	213
5:15 PM	2	97	3	0	0	102	2	1	0	0	0	3	4	107	6	0	0	117	1	0	0	0	0	1	223
Total	4	398	19	0	0	421	7	1	2	0	0	10	8	348	11	0	0	367	2	1	1	0	1	4	802
Approach %	1.0	94.5	4.5	0.0	-	-	70.0	10.0	20.0	0.0	-	-	2.2	94.8	3.0	0.0	-	-	50.0	25.0	25.0	0.0	-	-	-
Total %	0.5	49.6	2.4	0.0	-	52.5	0.9	0.1	0.2	0.0	-	1.2	1.0	43.4	1.4	0.0	-	45.8	0.2	0.1	0.1	0.0	-	0.5	-
PHF	0.500	0.896	0.475	0.000	-	0.863	0.875	0.250	0.250	0.000	-	0.625	0.500	0.813	0.458	0.000	-	0.784	0.500	0.250	0.250	0.000	-	0.500	0.899
Lights	4	391	18	0	-	413	7	1	2	0	-	10	7	342	11	0	-	360	2	1	1	0	-	4	787
% Lights	100.0	98.2	94.7	-	-	98.1	100.0	100.0	100.0	-	-	100.0	87.5	98.3	100.0	-	-	98.1	100.0	100.0	100.0	-	-	100.0	98.1
Mediums	0	5	0	0	-	5	0	0	0	0	-	0	1	5	0	0	-	6	0	0	0	0	-	0	11
% Mediums	0.0	1.3	0.0	-	-	1.2	0.0	0.0	0.0	-	-	0.0	12.5	1.4	0.0	-	-	1.6	0.0	0.0	0.0	-	-	0.0	1.4
Articulated Trucks	0	2	1	0	-	3	0	0	0	0	-	0	0	1	0	0	-	1	0	0	0	0	-	0	4
% Articulated Trucks	0.0	0.5	5.3	-	-	0.7	0.0	0.0	0.0	-	-	0.0	0.0	0.3	0.0	-	-	0.3	0.0	0.0	0.0	-	-	0.0	0.5
Bicycles on Crosswalk	-	-	-	-	0	-	-	-	-	-	0	-	-	-	-	-	0	-	-	-	-	-	1	-	-
% Bicycles on Crosswalk	-	-	-	-	-	-	-	-	-	-	-	-	-	-	-	-	-	-	-	-	-	-	100.0	-	-
Pedestrians	-	-	-	-	0	-	-	-	-	-	0	-	-	-	-	-	0	-	-	-	-	-	0	-	-
% Pedestrians	-	-	-	-	-	-	-	-	-	-	-	-	-	-	-	-	-	-	-	-	-	-	0.0	-	-

City of Lloydminster
4420-50 Avenue

Lloydminster, Alberta, Canada T9V 0W2
(780) 875-6184 waguinaldo@lloydminster.ca

Count Name: 55 Street and 50 Avenue
Site Code: 5550
Start Date: 07/14/2025

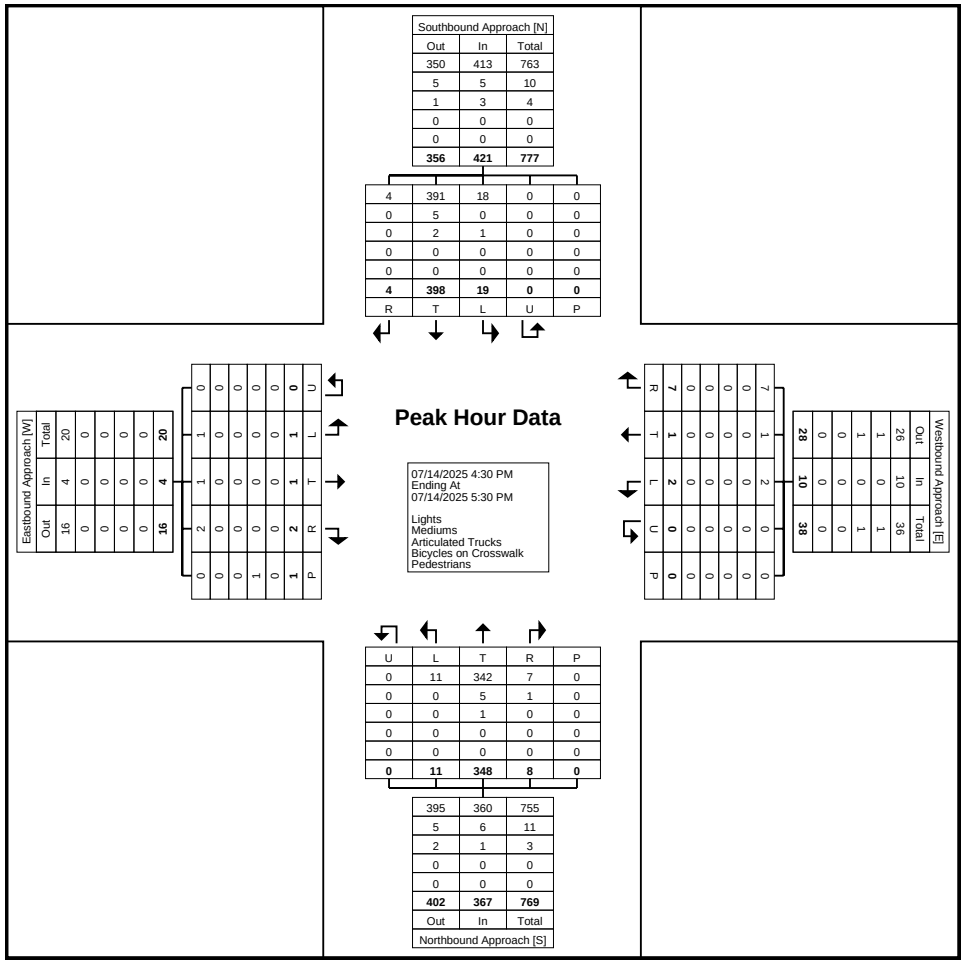

Turning Movement Peak Hour Data Plot (4:30 PM)

City of Lloydminster
4420-50 Avenue

Lloydminster, Alberta, Canada T9V 0W2
(780) 875-6184 waguinaldo@lloydminster.ca

Count Name: 62 Street and 50 Avenue
Site Code: 6250
Start Date: 07/21/2025
Page No: 1

Turning Movement Data

Start Time	Southbound Approach						Westbound Approach						Northbound Approach						Eastbound Approach						
	Southbound						Westbound						Northbound						Eastbound						
	Right	Thru	Left	U-Turn	Peds	App. Total	Right	Thru	Left	U-Turn	Peds	App. Total	Right	Thru	Left	U-Turn	Peds	App. Total	Right	Thru	Left	U-Turn	Peds	App. Total	Int. Total
7:00 AM	5	26	10	0	0	41	19	15	5	0	0	39	14	16	19	0	0	49	4	9	3	0	0	16	145
7:15 AM	5	25	13	0	0	43	10	17	6	0	0	33	10	19	31	0	0	60	5	6	3	0	0	14	150
7:30 AM	6	23	13	0	0	42	14	19	4	0	0	37	19	30	25	0	0	74	5	2	0	0	0	7	160
7:45 AM	11	43	17	0	0	71	12	21	9	0	0	42	12	32	32	0	0	76	12	5	2	0	0	19	208
Hourly Total	27	117	53	0	0	197	55	72	24	0	0	151	55	97	107	0	0	259	26	22	8	0	0	56	663
8:00 AM	5	38	11	0	0	54	29	17	7	0	0	53	14	33	44	0	0	91	12	16	2	0	0	30	228
8:15 AM	6	36	13	0	0	55	9	8	7	0	0	24	18	25	14	0	0	57	19	7	3	0	0	29	165
8:30 AM	6	31	17	0	0	54	16	9	17	0	0	42	9	18	21	0	0	48	10	5	2	0	0	17	161
8:45 AM	2	39	8	0	0	49	13	8	6	0	0	27	13	15	19	0	0	47	17	6	1	0	0	24	147
Hourly Total	19	144	49	0	0	212	67	42	37	0	0	146	54	91	98	0	0	243	58	34	8	0	0	100	701
*** BREAK ***	-	-	-	-	-	-	-	-	-	-	-	-	-	-	-	-	-	-	-	-	-	-	-	-	-
11:30 AM	1	48	6	0	0	55	8	10	8	0	0	26	18	30	14	0	0	62	24	9	1	0	0	34	177
11:45 AM	4	49	14	0	0	67	14	8	7	0	0	29	15	31	16	0	0	62	20	8	0	0	0	28	186
Hourly Total	5	97	20	0	0	122	22	18	15	0	0	55	33	61	30	0	0	124	44	17	1	0	0	62	363
12:00 PM	5	77	13	0	0	95	23	14	4	0	0	41	11	29	18	0	0	58	40	14	3	0	0	57	251
12:15 PM	5	66	12	0	0	83	18	15	10	0	0	43	17	31	11	0	0	59	12	15	3	0	0	30	215
12:30 PM	4	44	20	0	0	68	17	10	10	0	0	37	9	35	16	0	0	60	13	12	1	0	2	26	191
12:45 PM	3	50	12	0	0	65	14	10	10	0	0	34	16	51	26	0	0	93	9	5	1	0	0	15	207
Hourly Total	17	237	57	0	0	311	72	49	34	0	0	155	53	146	71	0	0	270	74	46	8	0	2	128	864
1:00 PM	2	43	9	0	0	54	13	15	6	0	0	34	5	29	35	0	0	69	15	12	4	0	0	31	188
1:15 PM	6	57	13	0	0	76	13	12	12	0	0	37	8	21	21	0	0	50	19	9	2	0	0	30	193
*** BREAK ***	-	-	-	-	-	-	-	-	-	-	-	-	-	-	-	-	-	-	-	-	-	-	-	-	-
Hourly Total	8	100	22	0	0	130	26	27	18	0	0	71	13	50	56	0	0	119	34	21	6	0	0	61	381
4:00 PM	3	49	7	0	0	59	13	8	7	0	0	28	14	43	12	0	0	69	21	17	10	0	0	48	204
4:15 PM	1	55	10	0	0	66	26	9	6	0	0	41	11	37	10	0	0	58	19	5	5	0	0	29	194
4:30 PM	6	50	9	0	0	65	22	4	12	0	0	38	16	56	7	0	0	79	27	6	3	0	0	36	218
4:45 PM	5	51	7	0	0	63	16	11	10	0	0	37	21	47	14	0	0	82	22	6	3	0	0	31	213
Hourly Total	15	205	33	0	0	253	77	32	35	0	0	144	62	183	43	0	0	288	89	34	21	0	0	144	829
5:00 PM	1	71	6	0	0	78	25	11	9	0	0	45	23	60	11	0	0	94	43	7	6	0	0	56	273
5:15 PM	5	55	9	0	0	69	33	5	5	0	0	43	17	53	9	0	0	79	25	9	5	0	0	39	230
5:30 PM	2	72	7	0	0	81	21	2	11	0	0	34	13	39	10	0	0	62	23	6	1	0	0	30	207
5:45 PM	0	35	11	0	0	46	13	4	7	0	0	24	15	47	12	0	0	74	9	1	4	0	0	14	158
Hourly Total	8	233	33	0	0	274	92	22	32	0	0	146	68	199	42	0	0	309	100	23	16	0	0	139	868
Grand Total	99	1133	267	0	0	1499	411	262	195	0	0	868	338	827	447	0	0	1612	425	197	68	0	2	690	4669
Approach %	6.6	75.6	17.8	0.0	-	-	47.4	30.2	22.5	0.0	-	-	21.0	51.3	27.7	0.0	-	-	61.6	28.6	9.9	0.0	-	-	-

Total %	2.1	24.3	5.7	0.0	-	32.1	8.8	5.6	4.2	0.0	-	18.6	7.2	17.7	9.6	0.0	-	34.5	9.1	4.2	1.5	0.0	-	14.8	-
Lights	89	1109	241	0	-	1439	377	249	189	0	-	815	327	813	428	0	-	1568	417	183	62	0	-	662	4484
% Lights	89.9	97.9	90.3	-	-	96.0	91.7	95.0	96.9	-	-	93.9	96.7	98.3	95.7	-	-	97.3	98.1	92.9	91.2	-	-	95.9	96.0
Mediums	4	13	13	0	-	30	20	9	4	0	-	33	6	11	15	0	-	32	6	12	2	0	-	20	115
% Mediums	4.0	1.1	4.9	-	-	2.0	4.9	3.4	2.1	-	-	3.8	1.8	1.3	3.4	-	-	2.0	1.4	6.1	2.9	-	-	2.9	2.5
Articulated Trucks	6	11	13	0	-	30	14	4	2	0	-	20	5	3	4	0	-	12	2	2	4	0	-	8	70
% Articulated Trucks	6.1	1.0	4.9	-	-	2.0	3.4	1.5	1.0	-	-	2.3	1.5	0.4	0.9	-	-	0.7	0.5	1.0	5.9	-	-	1.2	1.5
Bicycles on Crosswalk	-	-	-	-	0	-	-	-	-	-	0	-	-	-	-	-	0	-	-	-	-	-	0	-	-
% Bicycles on Crosswalk	-	-	-	-	-	-	-	-	-	-	-	-	-	-	-	-	-	-	-	-	-	-	0.0	-	-
Pedestrians	-	-	-	-	0	-	-	-	-	-	0	-	-	-	-	-	0	-	-	-	-	-	2	-	-
% Pedestrians	-	-	-	-	-	-	-	-	-	-	-	-	-	-	-	-	-	-	-	-	-	-	100.0	-	-

City of Lloydminster
4420-50 Avenue

Lloydminster, Alberta, Canada T9V 0W2
(780) 875-6184 waguinaldo@lloydminster.ca

Count Name: 62 Street and 50 Avenue
Site Code: 6250
Start Date: 07/21/2025

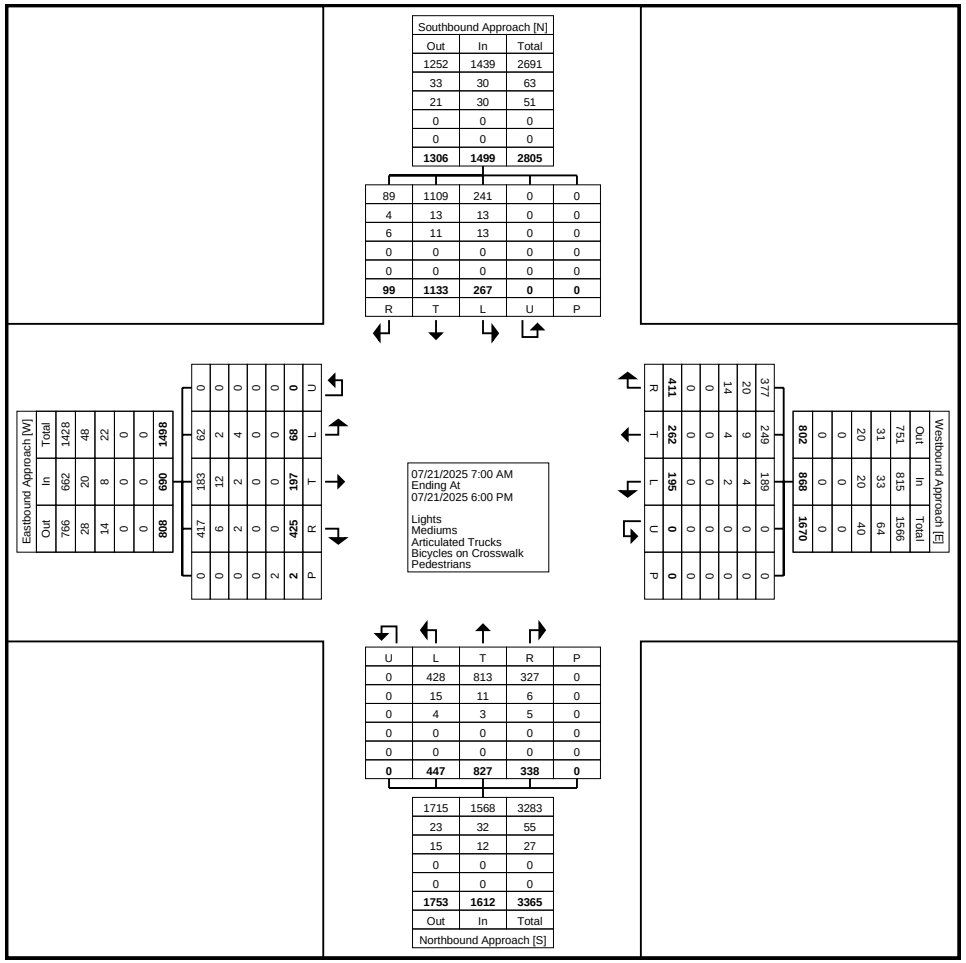

Turning Movement Data Plot

City of Lloydminster
4420-50 Avenue

Lloydminster, Alberta, Canada T9V 0W2
(780) 875-6184 waguinaldo@lloydminster.ca

Count Name: 62 Street and 50 Avenue
Site Code: 6250
Start Date: 07/21/2025

Turning Movement Peak Hour Data (7:45 AM)

Start Time	Southbound Approach						Westbound Approach						Northbound Approach						Eastbound Approach						
	Southbound						Westbound						Northbound						Eastbound						
	Right	Thru	Left	U-Turn	Peds	App. Total	Right	Thru	Left	U-Turn	Peds	App. Total	Right	Thru	Left	U-Turn	Peds	App. Total	Right	Thru	Left	U-Turn	Peds	App. Total	Int. Total
7:45 AM	11	43	17	0	0	71	12	21	9	0	0	42	12	32	32	0	0	76	12	5	2	0	0	19	208
8:00 AM	5	38	11	0	0	54	29	17	7	0	0	53	14	33	44	0	0	91	12	16	2	0	0	30	228
8:15 AM	6	36	13	0	0	55	9	8	7	0	0	24	18	25	14	0	0	57	19	7	3	0	0	29	165
8:30 AM	6	31	17	0	0	54	16	9	17	0	0	42	9	18	21	0	0	48	10	5	2	0	0	17	161
Total	28	148	58	0	0	234	66	55	40	0	0	161	53	108	111	0	0	272	53	33	9	0	0	95	762
Approach %	12.0	63.2	24.8	0.0	-	-	41.0	34.2	24.8	0.0	-	-	19.5	39.7	40.8	0.0	-	-	55.8	34.7	9.5	0.0	-	-	-
Total %	3.7	19.4	7.6	0.0	-	30.7	8.7	7.2	5.2	0.0	-	21.1	7.0	14.2	14.6	0.0	-	35.7	7.0	4.3	1.2	0.0	-	12.5	-
PHF	0.636	0.860	0.853	0.000	-	0.824	0.569	0.655	0.588	0.000	-	0.759	0.736	0.818	0.631	0.000	-	0.747	0.697	0.516	0.750	0.000	-	0.792	0.836
Lights	27	145	55	0	-	227	62	55	38	0	-	155	51	104	102	0	-	257	50	31	9	0	-	90	729
% Lights	96.4	98.0	94.8	-	-	97.0	93.9	100.0	95.0	-	-	96.3	96.2	96.3	91.9	-	-	94.5	94.3	93.9	100.0	-	-	94.7	95.7
Mediums	0	2	2	0	-	4	2	0	1	0	-	3	2	4	8	0	-	14	2	2	0	0	-	4	25
% Mediums	0.0	1.4	3.4	-	-	1.7	3.0	0.0	2.5	-	-	1.9	3.8	3.7	7.2	-	-	5.1	3.8	6.1	0.0	-	-	4.2	3.3
Articulated Trucks	1	1	1	0	-	3	2	0	1	0	-	3	0	0	1	0	-	1	1	0	0	0	-	1	8
% Articulated Trucks	3.6	0.7	1.7	-	-	1.3	3.0	0.0	2.5	-	-	1.9	0.0	0.0	0.9	-	-	0.4	1.9	0.0	0.0	-	-	1.1	1.0
Bicycles on Crosswalk	-	-	-	-	0	-	-	-	-	-	0	-	-	-	-	-	0	-	-	-	-	-	0	-	-
% Bicycles on Crosswalk	-	-	-	-	-	-	-	-	-	-	-	-	-	-	-	-	-	-	-	-	-	-	-	-	-
Pedestrians	-	-	-	-	0	-	-	-	-	-	0	-	-	-	-	-	0	-	-	-	-	-	0	-	-
% Pedestrians	-	-	-	-	-	-	-	-	-	-	-	-	-	-	-	-	-	-	-	-	-	-	-	-	-

City of Lloydminster
4420-50 Avenue

Lloydminster, Alberta, Canada T9V 0W2
(780) 875-6184 waguinaldo@lloydminster.ca

Count Name: 62 Street and 50 Avenue
Site Code: 6250
Start Date: 07/21/2025

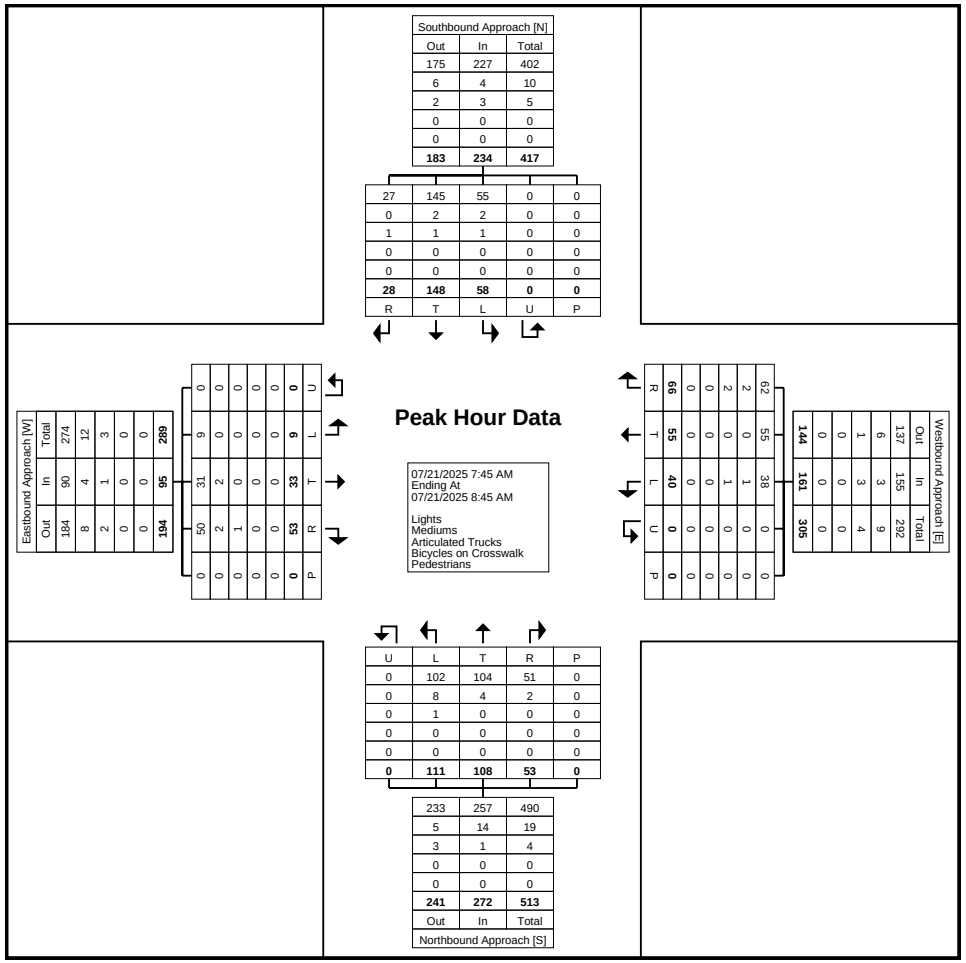

Turning Movement Peak Hour Data Plot (7:45 AM)

City of Lloydminster
4420-50 Avenue

Lloydminster, Alberta, Canada T9V 0W2
(780) 875-6184 waguinaldo@lloydminster.ca

Count Name: 62 Street and 50 Avenue
Site Code: 6250
Start Date: 07/21/2025

Turning Movement Peak Hour Data (12:00 PM)

Start Time	Southbound Approach						Westbound Approach						Northbound Approach						Eastbound Approach						
	Southbound						Westbound						Northbound						Eastbound						
	Right	Thru	Left	U-Turn	Peds	App. Total	Right	Thru	Left	U-Turn	Peds	App. Total	Right	Thru	Left	U-Turn	Peds	App. Total	Right	Thru	Left	U-Turn	Peds	App. Total	Int. Total
12:00 PM	5	77	13	0	0	95	23	14	4	0	0	41	11	29	18	0	0	58	40	14	3	0	0	57	251
12:15 PM	5	66	12	0	0	83	18	15	10	0	0	43	17	31	11	0	0	59	12	15	3	0	0	30	215
12:30 PM	4	44	20	0	0	68	17	10	10	0	0	37	9	35	16	0	0	60	13	12	1	0	2	26	191
12:45 PM	3	50	12	0	0	65	14	10	10	0	0	34	16	51	26	0	0	93	9	5	1	0	0	15	207
Total	17	237	57	0	0	311	72	49	34	0	0	155	53	146	71	0	0	270	74	46	8	0	2	128	864
Approach %	5.5	76.2	18.3	0.0	-	-	46.5	31.6	21.9	0.0	-	-	19.6	54.1	26.3	0.0	-	-	57.8	35.9	6.3	0.0	-	-	-
Total %	2.0	27.4	6.6	0.0	-	36.0	8.3	5.7	3.9	0.0	-	17.9	6.1	16.9	8.2	0.0	-	31.3	8.6	5.3	0.9	0.0	-	14.8	-
PHF	0.850	0.769	0.713	0.000	-	0.818	0.783	0.817	0.850	0.000	-	0.901	0.779	0.716	0.683	0.000	-	0.726	0.463	0.767	0.667	0.000	-	0.561	0.861
Lights	15	235	56	0	-	306	67	47	34	0	-	148	49	141	71	0	-	261	74	44	8	0	-	126	841
% Lights	88.2	99.2	98.2	-	-	98.4	93.1	95.9	100.0	-	-	95.5	92.5	96.6	100.0	-	-	96.7	100.0	95.7	100.0	-	-	98.4	97.3
Mediums	2	1	0	0	-	3	4	1	0	0	-	5	1	4	0	0	-	5	0	2	0	0	-	2	15
% Mediums	11.8	0.4	0.0	-	-	1.0	5.6	2.0	0.0	-	-	3.2	1.9	2.7	0.0	-	-	1.9	0.0	4.3	0.0	-	-	1.6	1.7
Articulated Trucks	0	1	1	0	-	2	1	1	0	0	-	2	3	1	0	0	-	4	0	0	0	0	-	0	8
% Articulated Trucks	0.0	0.4	1.8	-	-	0.6	1.4	2.0	0.0	-	-	1.3	5.7	0.7	0.0	-	-	1.5	0.0	0.0	0.0	-	-	0.0	0.9
Bicycles on Crosswalk	-	-	-	-	0	-	-	-	-	-	0	-	-	-	-	-	0	-	-	-	-	-	0	-	-
% Bicycles on Crosswalk	-	-	-	-	-	-	-	-	-	-	-	-	-	-	-	-	-	-	-	-	-	-	0.0	-	-
Pedestrians	-	-	-	-	0	-	-	-	-	-	0	-	-	-	-	-	0	-	-	-	-	-	2	-	-
% Pedestrians	-	-	-	-	-	-	-	-	-	-	-	-	-	-	-	-	-	-	-	-	-	-	100.0	-	-

City of Lloydminster
4420-50 Avenue

Lloydminster, Alberta, Canada T9V 0W2
(780) 875-6184 waguinaldo@lloydminster.ca

Count Name: 62 Street and 50 Avenue
Site Code: 6250
Start Date: 07/21/2025

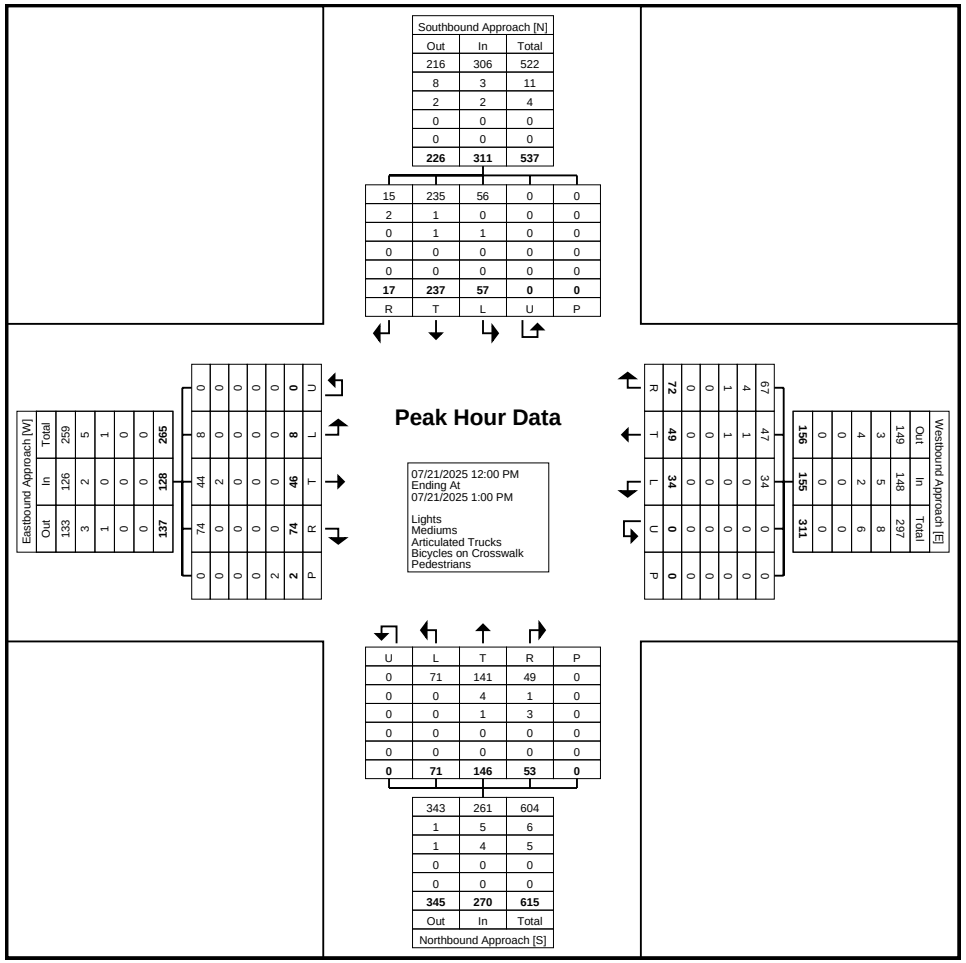

Turning Movement Peak Hour Data Plot (12:00 PM)

City of Lloydminster
4420-50 Avenue

Lloydminster, Alberta, Canada T9V 0W2
(780) 875-6184 waguinaldo@lloydminster.ca

Count Name: 62 Street and 50 Avenue
Site Code: 6250
Start Date: 07/21/2025

Turning Movement Peak Hour Data (4:30 PM)

Start Time	Southbound Approach						Westbound Approach						Northbound Approach						Eastbound Approach						
	Southbound						Westbound						Northbound						Eastbound						
	Right	Thru	Left	U-Turn	Peds	App. Total	Right	Thru	Left	U-Turn	Peds	App. Total	Right	Thru	Left	U-Turn	Peds	App. Total	Right	Thru	Left	U-Turn	Peds	App. Total	Int. Total
4:30 PM	6	50	9	0	0	65	22	4	12	0	0	38	16	56	7	0	0	79	27	6	3	0	0	36	218
4:45 PM	5	51	7	0	0	63	16	11	10	0	0	37	21	47	14	0	0	82	22	6	3	0	0	31	213
5:00 PM	1	71	6	0	0	78	25	11	9	0	0	45	23	60	11	0	0	94	43	7	6	0	0	56	273
5:15 PM	5	55	9	0	0	69	33	5	5	0	0	43	17	53	9	0	0	79	25	9	5	0	0	39	230
Total	17	227	31	0	0	275	96	31	36	0	0	163	77	216	41	0	0	334	117	28	17	0	0	162	934
Approach %	6.2	82.5	11.3	0.0	-	-	58.9	19.0	22.1	0.0	-	-	23.1	64.7	12.3	0.0	-	-	72.2	17.3	10.5	0.0	-	-	-
Total %	1.8	24.3	3.3	0.0	-	29.4	10.3	3.3	3.9	0.0	-	17.5	8.2	23.1	4.4	0.0	-	35.8	12.5	3.0	1.8	0.0	-	17.3	-
PHF	0.708	0.799	0.861	0.000	-	0.881	0.727	0.705	0.750	0.000	-	0.906	0.837	0.900	0.732	0.000	-	0.888	0.680	0.778	0.708	0.000	-	0.723	0.855
Lights	14	223	21	0	-	258	90	29	34	0	-	153	76	216	40	0	-	332	116	25	16	0	-	157	900
% Lights	82.4	98.2	67.7	-	-	93.8	93.8	93.5	94.4	-	-	93.9	98.7	100.0	97.6	-	-	99.4	99.1	89.3	94.1	-	-	96.9	96.4
Mediums	0	2	5	0	-	7	4	1	2	0	-	7	0	0	0	0	-	0	1	1	0	0	-	2	16
% Mediums	0.0	0.9	16.1	-	-	2.5	4.2	3.2	5.6	-	-	4.3	0.0	0.0	0.0	-	-	0.0	0.9	3.6	0.0	-	-	1.2	1.7
Articulated Trucks	3	2	5	0	-	10	2	1	0	0	-	3	1	0	1	0	-	2	0	2	1	0	-	3	18
% Articulated Trucks	17.6	0.9	16.1	-	-	3.6	2.1	3.2	0.0	-	-	1.8	1.3	0.0	2.4	-	-	0.6	0.0	7.1	5.9	-	-	1.9	1.9
Bicycles on Crosswalk	-	-	-	-	0	-	-	-	-	-	0	-	-	-	-	-	0	-	-	-	-	-	0	-	-
% Bicycles on Crosswalk	-	-	-	-	-	-	-	-	-	-	-	-	-	-	-	-	-	-	-	-	-	-	-	-	-
Pedestrians	-	-	-	-	0	-	-	-	-	-	0	-	-	-	-	-	0	-	-	-	-	-	0	-	-
% Pedestrians	-	-	-	-	-	-	-	-	-	-	-	-	-	-	-	-	-	-	-	-	-	-	-	-	-

City of Lloydminster
4420-50 Avenue

Lloydminster, Alberta, Canada T9V 0W2
(780) 875-6184 waguinaldo@lloydminster.ca

Count Name: 62 Street and 50 Avenue
Site Code: 6250
Start Date: 07/21/2025

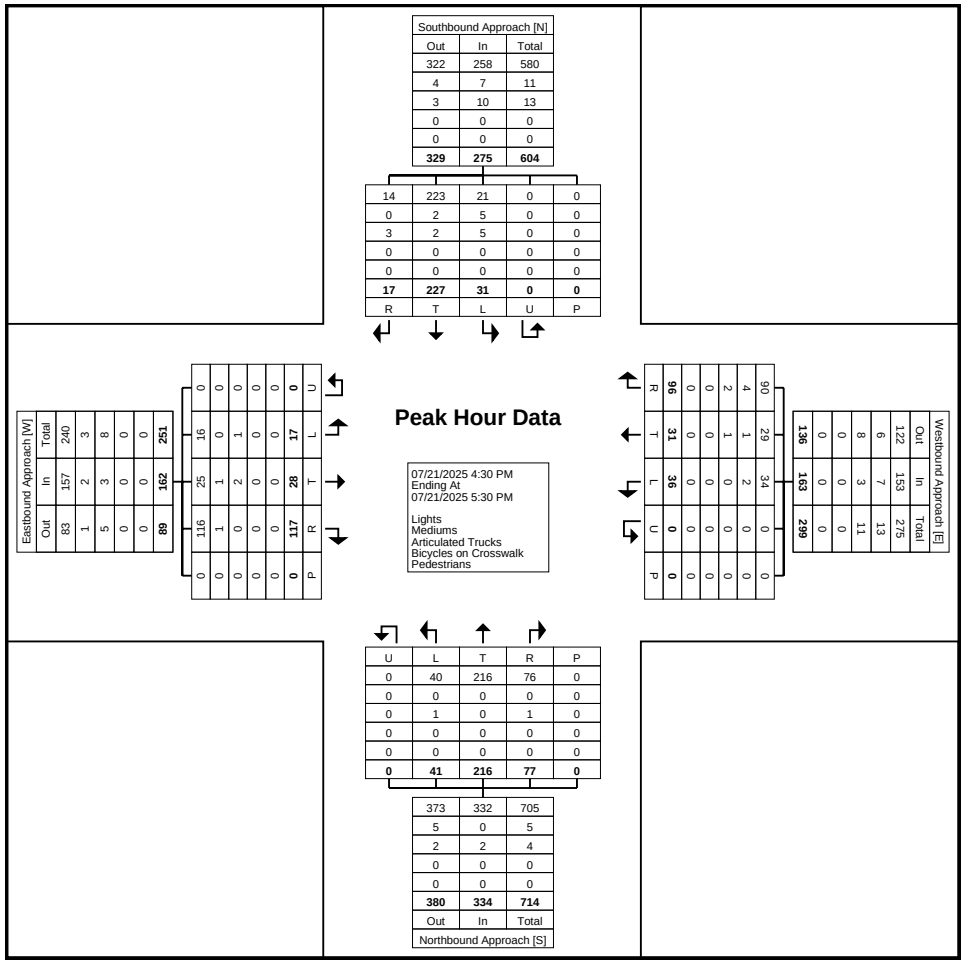

Turning Movement Peak Hour Data Plot (4:30 PM)

City of Lloydminster
4420-50 Avenue

Lloydminster, Alberta, Canada T9V 0W2
(780) 875-6184 waguinaldo@lloydminster.ca

Count Name: Best Buy and 75 Avenue
Site Code: BB75
Start Date: 06/17/2025
Page No: 1

Turning Movement Data

Start Time	Southbound Approach						Westbound Approach						Northbound Approach						Eastbound Approach						
	Southbound						Westbound						Northbound						Eastbound						
	Right	Thru	Left	U-Turn	Peds	App. Total	Right	Thru	Left	U-Turn	Peds	App. Total	Right	Thru	Left	U-Turn	Peds	App. Total	Right	Thru	Left	U-Turn	Peds	App. Total	Int. Total
7:00 AM	0	10	8	0	0	18	1	1	5	0	9	7	3	18	2	0	1	23	0	0	3	0	0	3	51
7:15 AM	0	14	10	0	0	24	5	1	7	0	0	13	2	24	3	0	0	29	1	3	1	0	0	5	71
7:30 AM	1	16	11	0	0	28	11	1	2	0	1	14	4	49	6	0	3	59	0	0	3	0	0	3	104
7:45 AM	0	19	9	0	0	28	5	2	2	0	6	9	4	68	8	0	0	80	1	1	0	0	0	2	119
Hourly Total	1	59	38	0	0	98	22	5	16	0	16	43	13	159	19	0	4	191	2	4	7	0	0	13	345
8:00 AM	0	17	15	0	0	32	1	0	0	0	11	1	3	27	2	0	0	32	7	0	2	0	0	9	74
8:15 AM	2	15	8	0	0	25	1	0	1	0	0	2	6	32	3	0	0	41	2	2	0	0	0	4	72
8:30 AM	0	12	22	0	0	34	0	1	2	0	10	3	10	30	6	0	4	46	2	2	1	0	0	5	88
8:45 AM	2	29	20	0	0	51	0	0	0	0	13	0	1	32	12	0	3	45	3	4	1	0	0	8	104
Hourly Total	4	73	65	0	0	142	2	1	3	0	34	6	20	121	23	0	7	164	14	8	4	0	0	26	338
*** BREAK ***	-	-	-	-	-	-	-	-	-	-	-	-	-	-	-	-	-	-	-	-	-	-	-	-	-
11:30 AM	6	22	39	0	0	67	8	18	9	0	0	35	12	20	12	0	0	44	11	11	9	0	0	31	177
11:45 AM	0	34	25	0	3	59	6	26	8	0	0	40	3	34	11	0	3	48	6	15	9	0	0	30	177
Hourly Total	6	56	64	0	3	126	14	44	17	0	0	75	15	54	23	0	3	92	17	26	18	0	0	61	354
12:00 PM	4	39	48	0	0	91	10	22	5	0	0	37	10	19	15	0	1	44	5	17	11	0	0	33	205
12:15 PM	4	43	32	0	0	79	8	16	12	0	0	36	8	23	12	0	2	43	3	15	14	0	0	32	190
12:30 PM	4	35	34	0	1	73	11	35	12	0	0	58	9	31	16	0	0	56	11	16	16	0	0	43	230
12:45 PM	5	30	32	0	0	67	12	35	12	0	0	59	5	49	9	0	0	63	4	17	20	0	0	41	230
Hourly Total	17	147	146	0	1	310	41	108	41	0	0	190	32	122	52	0	3	206	23	65	61	0	0	149	855
1:00 PM	1	24	42	0	0	67	10	26	8	0	0	44	8	29	9	0	1	46	9	14	18	0	0	41	198
1:15 PM	2	27	40	0	0	69	4	23	7	0	0	34	16	21	8	0	2	45	4	12	17	0	0	33	181
*** BREAK ***	-	-	-	-	-	-	-	-	-	-	-	-	-	-	-	-	-	-	-	-	-	-	-	-	-
Hourly Total	3	51	82	0	0	136	14	49	15	0	0	78	24	50	17	0	3	91	13	26	35	0	0	74	379
4:00 PM	2	42	35	0	0	79	8	21	17	0	0	46	11	26	15	0	1	52	4	12	23	0	0	39	216
4:15 PM	3	51	20	1	0	75	10	13	14	0	0	37	5	29	11	0	1	45	9	10	15	0	0	34	191
4:30 PM	2	60	30	0	2	92	6	13	16	0	0	35	8	31	11	0	1	50	6	13	11	0	0	30	207
4:45 PM	0	53	43	0	0	96	8	24	17	0	0	49	7	30	7	0	4	44	6	16	8	0	0	30	219
Hourly Total	7	206	128	1	2	342	32	71	64	0	0	167	31	116	44	0	7	191	25	51	57	0	0	133	833
5:00 PM	5	67	34	0	1	106	8	15	21	0	0	44	7	24	16	0	0	47	4	15	14	1	0	34	231
5:15 PM	3	80	29	0	0	112	9	18	9	0	0	36	8	37	7	0	3	52	6	11	17	0	0	34	234
5:30 PM	2	55	36	0	0	93	11	18	9	0	1	38	8	28	11	0	6	47	8	13	13	0	0	34	212
5:45 PM	1	38	23	0	0	62	7	18	15	0	1	40	8	30	16	0	4	54	6	21	15	0	0	42	198
Hourly Total	11	240	122	0	1	373	35	69	54	0	2	158	31	119	50	0	13	200	24	60	59	1	0	144	875
Grand Total	49	832	645	1	7	1527	160	347	210	0	52	717	166	741	228	0	40	1135	118	240	241	1	0	600	3979
Approach %	3.2	54.5	42.2	0.1	-	-	22.3	48.4	29.3	0.0	-	-	14.6	65.3	20.1	0.0	-	-	19.7	40.0	40.2	0.2	-	-	-

Total %	1.2	20.9	16.2	0.0	-	38.4	4.0	8.7	5.3	0.0	-	18.0	4.2	18.6	5.7	0.0	-	28.5	3.0	6.0	6.1	0.0	-	15.1	-
Lights	49	791	639	1	-	1480	158	347	209	0	-	714	164	677	228	0	-	1069	117	240	238	1	-	596	3859
% Lights	100.0	95.1	99.1	100.0	-	96.9	98.8	100.0	99.5	-	-	99.6	98.8	91.4	100.0	-	-	94.2	99.2	100.0	98.8	100.0	-	99.3	97.0
Mediums	0	19	5	0	-	24	2	0	1	0	-	3	1	30	0	0	-	31	0	0	2	0	-	2	60
% Mediums	0.0	2.3	0.8	0.0	-	1.6	1.3	0.0	0.5	-	-	0.4	0.6	4.0	0.0	-	-	2.7	0.0	0.0	0.8	0.0	-	0.3	1.5
Articulated Trucks	0	22	1	0	-	23	0	0	0	0	-	0	1	34	0	0	-	35	1	0	1	0	-	2	60
% Articulated Trucks	0.0	2.6	0.2	0.0	-	1.5	0.0	0.0	0.0	-	-	0.0	0.6	4.6	0.0	-	-	3.1	0.8	0.0	0.4	0.0	-	0.3	1.5
Bicycles on Crosswalk	-	-	-	-	0	-	-	-	-	-	0	-	-	-	-	-	8	-	-	-	-	-	0	-	-
% Bicycles on Crosswalk	-	-	-	-	0.0	-	-	-	-	-	0.0	-	-	-	-	-	20.0	-	-	-	-	-	-	-	-
Pedestrians	-	-	-	-	7	-	-	-	-	-	52	-	-	-	-	-	32	-	-	-	-	-	0	-	-
% Pedestrians	-	-	-	-	100.0	-	-	-	-	-	100.0	-	-	-	-	-	80.0	-	-	-	-	-	-	-	-

City of Lloydminster
4420-50 Avenue

Lloydminster, Alberta, Canada T9V 0W2
(780) 875-6184 waguinaldo@lloydminster.ca

Count Name: Best Buy and 75 Avenue
Site Code: BB75
Start Date: 06/17/2025

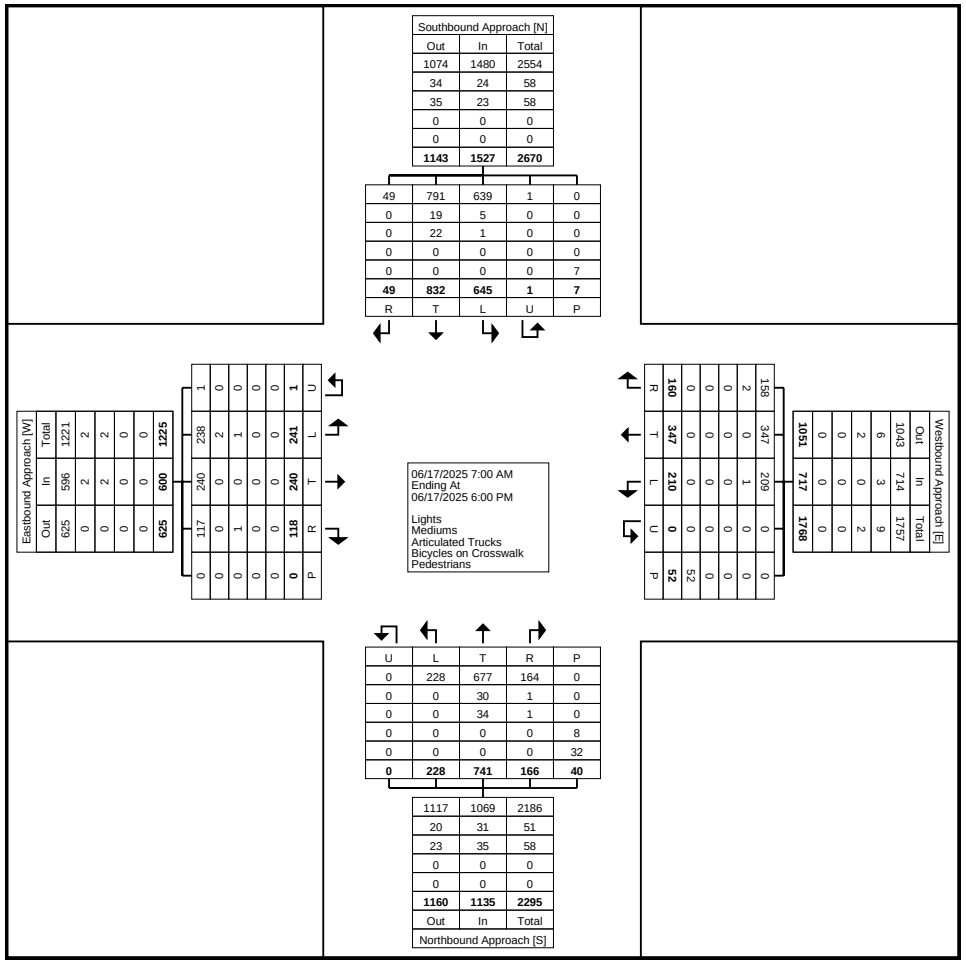

Turning Movement Data Plot

City of Lloydminster
4420-50 Avenue

Lloydminster, Alberta, Canada T9V 0W2
(780) 875-6184 waguinaldo@lloydminster.ca

Count Name: Best Buy and 75 Avenue
Site Code: BB75
Start Date: 06/17/2025

Turning Movement Peak Hour Data (7:30 AM)

Start Time	Southbound Approach						Westbound Approach						Northbound Approach						Eastbound Approach						
	Southbound						Westbound						Northbound						Eastbound						
	Right	Thru	Left	U-Turn	Peds	App. Total	Right	Thru	Left	U-Turn	Peds	App. Total	Right	Thru	Left	U-Turn	Peds	App. Total	Right	Thru	Left	U-Turn	Peds	App. Total	Int. Total
7:30 AM	1	16	11	0	0	28	11	1	2	0	1	14	4	49	6	0	3	59	0	0	3	0	0	3	104
7:45 AM	0	19	9	0	0	28	5	2	2	0	6	9	4	68	8	0	0	80	1	1	0	0	0	2	119
8:00 AM	0	17	15	0	0	32	1	0	0	0	11	1	3	27	2	0	0	32	7	0	2	0	0	9	74
8:15 AM	2	15	8	0	0	25	1	0	1	0	0	2	6	32	3	0	0	41	2	2	0	0	0	4	72
Total	3	67	43	0	0	113	18	3	5	0	18	26	17	176	19	0	3	212	10	3	5	0	0	18	369
Approach %	2.7	59.3	38.1	0.0	-	-	69.2	11.5	19.2	0.0	-	-	8.0	83.0	9.0	0.0	-	-	55.6	16.7	27.8	0.0	-	-	-
Total %	0.8	18.2	11.7	0.0	-	30.6	4.9	0.8	1.4	0.0	-	7.0	4.6	47.7	5.1	0.0	-	57.5	2.7	0.8	1.4	0.0	-	4.9	-
PHF	0.375	0.882	0.717	0.000	-	0.883	0.409	0.375	0.625	0.000	-	0.464	0.708	0.647	0.594	0.000	-	0.663	0.357	0.375	0.417	0.000	-	0.500	0.775
Lights	3	57	43	0	-	103	18	3	5	0	-	26	17	166	19	0	-	202	9	3	5	0	-	17	348
% Lights	100.0	85.1	100.0	-	-	91.2	100.0	100.0	100.0	-	-	100.0	100.0	94.3	100.0	-	-	95.3	90.0	100.0	100.0	-	-	94.4	94.3
Mediums	0	1	0	0	-	1	0	0	0	0	-	0	0	4	0	0	-	4	0	0	0	0	-	0	5
% Mediums	0.0	1.5	0.0	-	-	0.9	0.0	0.0	0.0	-	-	0.0	0.0	2.3	0.0	-	-	1.9	0.0	0.0	0.0	-	-	0.0	1.4
Articulated Trucks	0	9	0	0	-	9	0	0	0	0	-	0	0	6	0	0	-	6	1	0	0	0	-	1	16
% Articulated Trucks	0.0	13.4	0.0	-	-	8.0	0.0	0.0	0.0	-	-	0.0	0.0	3.4	0.0	-	-	2.8	10.0	0.0	0.0	-	-	5.6	4.3
Bicycles on Crosswalk	-	-	-	-	0	-	-	-	-	-	0	-	-	-	-	-	0	-	-	-	-	-	0	-	-
% Bicycles on Crosswalk	-	-	-	-	-	-	-	-	-	-	0.0	-	-	-	-	-	0.0	-	-	-	-	-	-	-	-
Pedestrians	-	-	-	-	0	-	-	-	-	-	18	-	-	-	-	-	3	-	-	-	-	-	0	-	-
% Pedestrians	-	-	-	-	-	-	-	-	-	-	100.0	-	-	-	-	-	100.0	-	-	-	-	-	-	-	-

City of Lloydminster
4420-50 Avenue

Lloydminster, Alberta, Canada T9V 0W2
(780) 875-6184 waguinaldo@lloydminster.ca

Count Name: Best Buy and 75 Avenue
Site Code: BB75
Start Date: 06/17/2025
Page No: 5

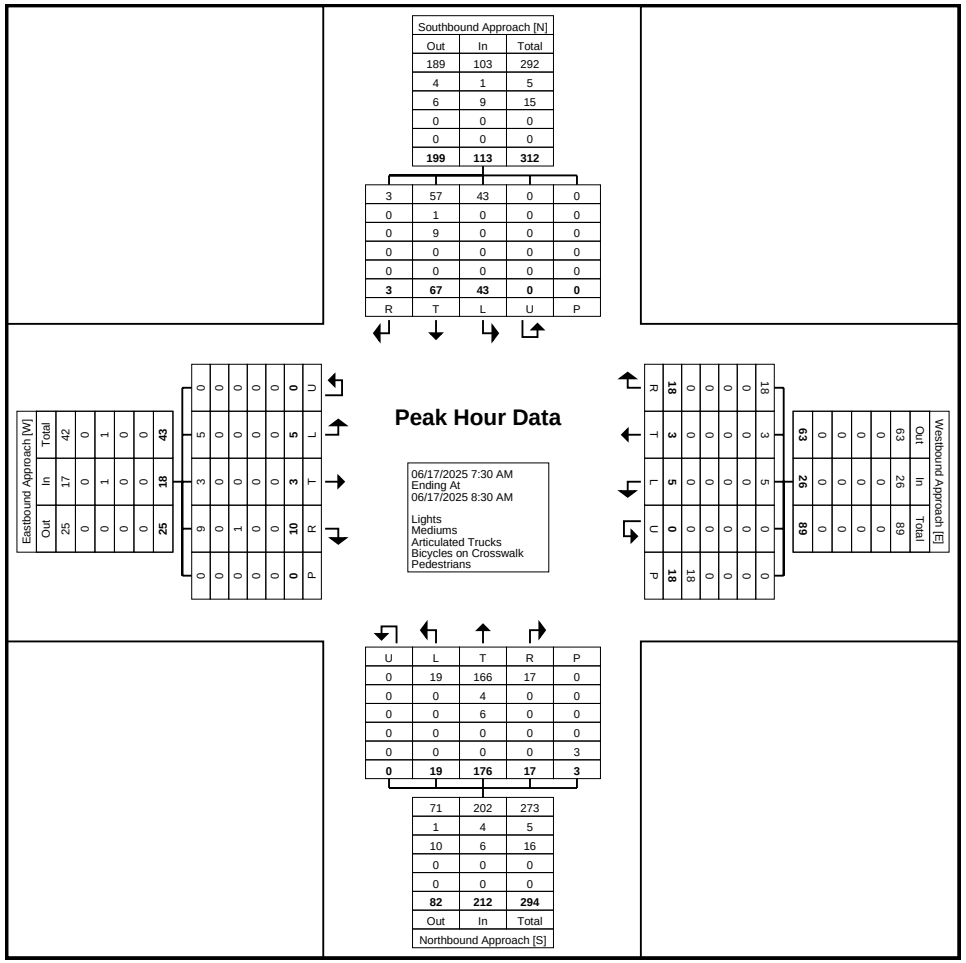

Turning Movement Peak Hour Data Plot (7:30 AM)

City of Lloydminster
4420-50 Avenue

Lloydminster, Alberta, Canada T9V 0W2
(780) 875-6184 waguinaldo@lloydminster.ca

Count Name: Best Buy and 75 Avenue
Site Code: BB75
Start Date: 06/17/2025

Turning Movement Peak Hour Data (12:00 PM)

Start Time	Southbound Approach						Westbound Approach						Northbound Approach						Eastbound Approach						
	Southbound						Westbound						Northbound						Eastbound						
	Right	Thru	Left	U-Turn	Peds	App. Total	Right	Thru	Left	U-Turn	Peds	App. Total	Right	Thru	Left	U-Turn	Peds	App. Total	Right	Thru	Left	U-Turn	Peds	App. Total	Int. Total
12:00 PM	4	39	48	0	0	91	10	22	5	0	0	37	10	19	15	0	1	44	5	17	11	0	0	33	205
12:15 PM	4	43	32	0	0	79	8	16	12	0	0	36	8	23	12	0	2	43	3	15	14	0	0	32	190
12:30 PM	4	35	34	0	1	73	11	35	12	0	0	58	9	31	16	0	0	56	11	16	16	0	0	43	230
12:45 PM	5	30	32	0	0	67	12	35	12	0	0	59	5	49	9	0	0	63	4	17	20	0	0	41	230
Total	17	147	146	0	1	310	41	108	41	0	0	190	32	122	52	0	3	206	23	65	61	0	0	149	855
Approach %	5.5	47.4	47.1	0.0	-	-	21.6	56.8	21.6	0.0	-	-	15.5	59.2	25.2	0.0	-	-	15.4	43.6	40.9	0.0	-	-	-
Total %	2.0	17.2	17.1	0.0	-	36.3	4.8	12.6	4.8	0.0	-	22.2	3.7	14.3	6.1	0.0	-	24.1	2.7	7.6	7.1	0.0	-	17.4	-
PHF	0.850	0.855	0.760	0.000	-	0.852	0.854	0.771	0.854	0.000	-	0.805	0.800	0.622	0.813	0.000	-	0.817	0.523	0.956	0.763	0.000	-	0.866	0.929
Lights	17	136	145	0	-	298	41	108	41	0	-	190	31	110	52	0	-	193	23	65	60	0	-	148	829
% Lights	100.0	92.5	99.3	-	-	96.1	100.0	100.0	100.0	-	-	100.0	96.9	90.2	100.0	-	-	93.7	100.0	100.0	98.4	-	-	99.3	97.0
Mediums	0	7	1	0	-	8	0	0	0	0	-	0	0	6	0	0	-	6	0	0	1	0	-	1	15
% Mediums	0.0	4.8	0.7	-	-	2.6	0.0	0.0	0.0	-	-	0.0	0.0	4.9	0.0	-	-	2.9	0.0	0.0	1.6	-	-	0.7	1.8
Articulated Trucks	0	4	0	0	-	4	0	0	0	0	-	0	1	6	0	0	-	7	0	0	0	0	-	0	11
% Articulated Trucks	0.0	2.7	0.0	-	-	1.3	0.0	0.0	0.0	-	-	0.0	3.1	4.9	0.0	-	-	3.4	0.0	0.0	0.0	-	-	0.0	1.3
Bicycles on Crosswalk	-	-	-	-	0	-	-	-	-	-	0	-	-	-	-	-	3	-	-	-	-	-	0	-	-
% Bicycles on Crosswalk	-	-	-	-	0.0	-	-	-	-	-	-	-	-	-	-	-	100.0	-	-	-	-	-	-	-	-
Pedestrians	-	-	-	-	1	-	-	-	-	-	0	-	-	-	-	-	0	-	-	-	-	-	0	-	-
% Pedestrians	-	-	-	-	100.0	-	-	-	-	-	-	-	-	-	-	-	0.0	-	-	-	-	-	-	-	-

City of Lloydminster
4420-50 Avenue

Lloydminster, Alberta, Canada T9V 0W2
(780) 875-6184 waguinaldo@lloydminster.ca

Count Name: Best Buy and 75 Avenue
Site Code: BB75
Start Date: 06/17/2025
Page No: 7

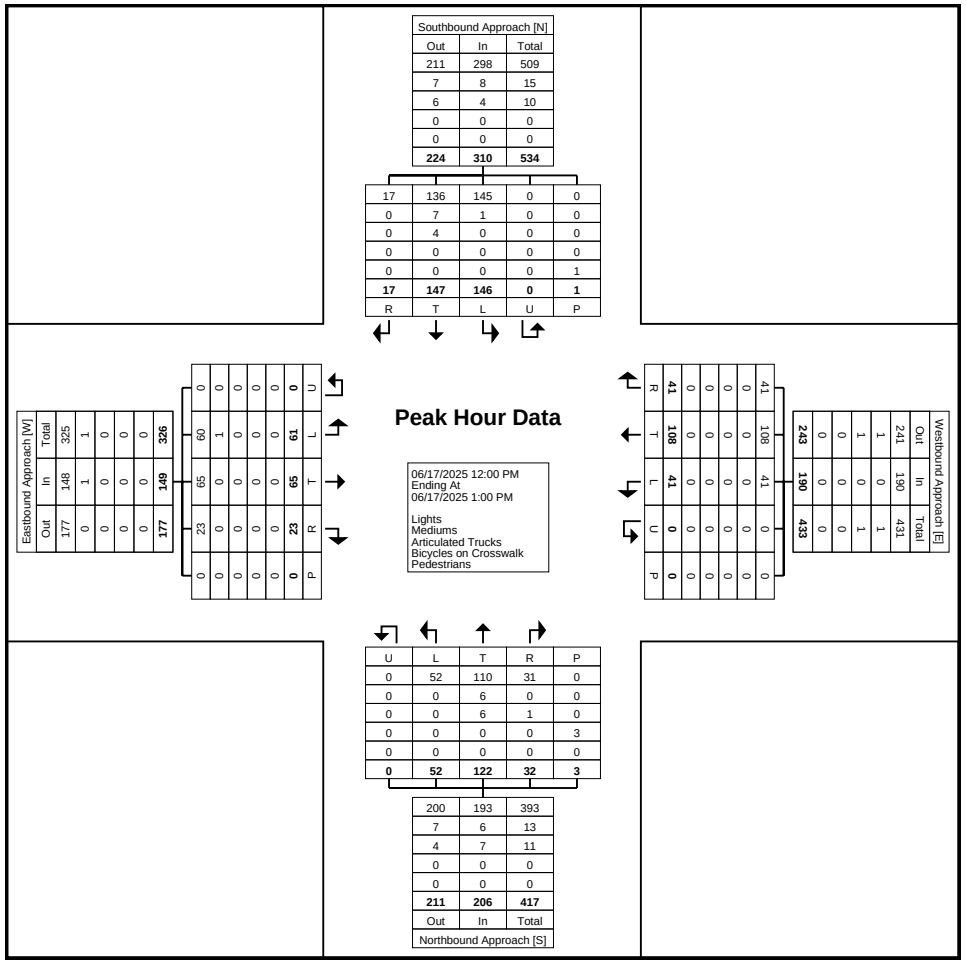

Turning Movement Peak Hour Data Plot (12:00 PM)

City of Lloydminster
4420-50 Avenue

Lloydminster, Alberta, Canada T9V 0W2
(780) 875-6184 waguinaldo@lloydminster.ca

Count Name: Best Buy and 75 Avenue
Site Code: BB75
Start Date: 06/17/2025

Turning Movement Peak Hour Data (4:45 PM)

Start Time	Southbound Approach						Westbound Approach						Northbound Approach						Eastbound Approach						
	Southbound						Westbound						Northbound						Eastbound						
	Right	Thru	Left	U-Turn	Peds	App. Total	Right	Thru	Left	U-Turn	Peds	App. Total	Right	Thru	Left	U-Turn	Peds	App. Total	Right	Thru	Left	U-Turn	Peds	App. Total	Int. Total
4:45 PM	0	53	43	0	0	96	8	24	17	0	0	49	7	30	7	0	4	44	6	16	8	0	0	30	219
5:00 PM	5	67	34	0	1	106	8	15	21	0	0	44	7	24	16	0	0	47	4	15	14	1	0	34	231
5:15 PM	3	80	29	0	0	112	9	18	9	0	0	36	8	37	7	0	3	52	6	11	17	0	0	34	234
5:30 PM	2	55	36	0	0	93	11	18	9	0	1	38	8	28	11	0	6	47	8	13	13	0	0	34	212
Total	10	255	142	0	1	407	36	75	56	0	1	167	30	119	41	0	13	190	24	55	52	1	0	132	896
Approach %	2.5	62.7	34.9	0.0	-	-	21.6	44.9	33.5	0.0	-	-	15.8	62.6	21.6	0.0	-	-	18.2	41.7	39.4	0.8	-	-	-
Total %	1.1	28.5	15.8	0.0	-	45.4	4.0	8.4	6.3	0.0	-	18.6	3.3	13.3	4.6	0.0	-	21.2	2.7	6.1	5.8	0.1	-	14.7	-
PHF	0.500	0.797	0.826	0.000	-	0.908	0.818	0.781	0.667	0.000	-	0.852	0.938	0.804	0.641	0.000	-	0.913	0.750	0.859	0.765	0.250	-	0.971	0.957
Lights	10	249	140	0	-	399	36	75	55	0	-	166	30	110	41	0	-	181	24	55	52	1	-	132	878
% Lights	100.0	97.6	98.6	-	-	98.0	100.0	100.0	98.2	-	-	99.4	100.0	92.4	100.0	-	-	95.3	100.0	100.0	100.0	100.0	-	100.0	98.0
Mediums	0	4	2	0	-	6	0	0	1	0	-	1	0	3	0	0	-	3	0	0	0	0	-	0	10
% Mediums	0.0	1.6	1.4	-	-	1.5	0.0	0.0	1.8	-	-	0.6	0.0	2.5	0.0	-	-	1.6	0.0	0.0	0.0	0.0	-	0.0	1.1
Articulated Trucks	0	2	0	0	-	2	0	0	0	0	-	0	0	6	0	0	-	6	0	0	0	0	-	0	8
% Articulated Trucks	0.0	0.8	0.0	-	-	0.5	0.0	0.0	0.0	-	-	0.0	0.0	5.0	0.0	-	-	3.2	0.0	0.0	0.0	0.0	-	0.0	0.9
Bicycles on Crosswalk	-	-	-	-	0	-	-	-	-	-	0	-	-	-	-	-	1	-	-	-	-	-	0	-	-
% Bicycles on Crosswalk	-	-	-	-	0.0	-	-	-	-	-	0.0	-	-	-	-	-	7.7	-	-	-	-	-	-	-	-
Pedestrians	-	-	-	-	1	-	-	-	-	-	1	-	-	-	-	-	12	-	-	-	-	-	0	-	-
% Pedestrians	-	-	-	-	100.0	-	-	-	-	-	100.0	-	-	-	-	-	92.3	-	-	-	-	-	-	-	-

City of Lloydminster
4420-50 Avenue

Lloydminster, Alberta, Canada T9V 0W2
(780) 875-6184 waguinaldo@lloydminster.ca

Count Name: Best Buy and 75 Avenue
Site Code: BB75
Start Date: 06/17/2025
Page No: 9

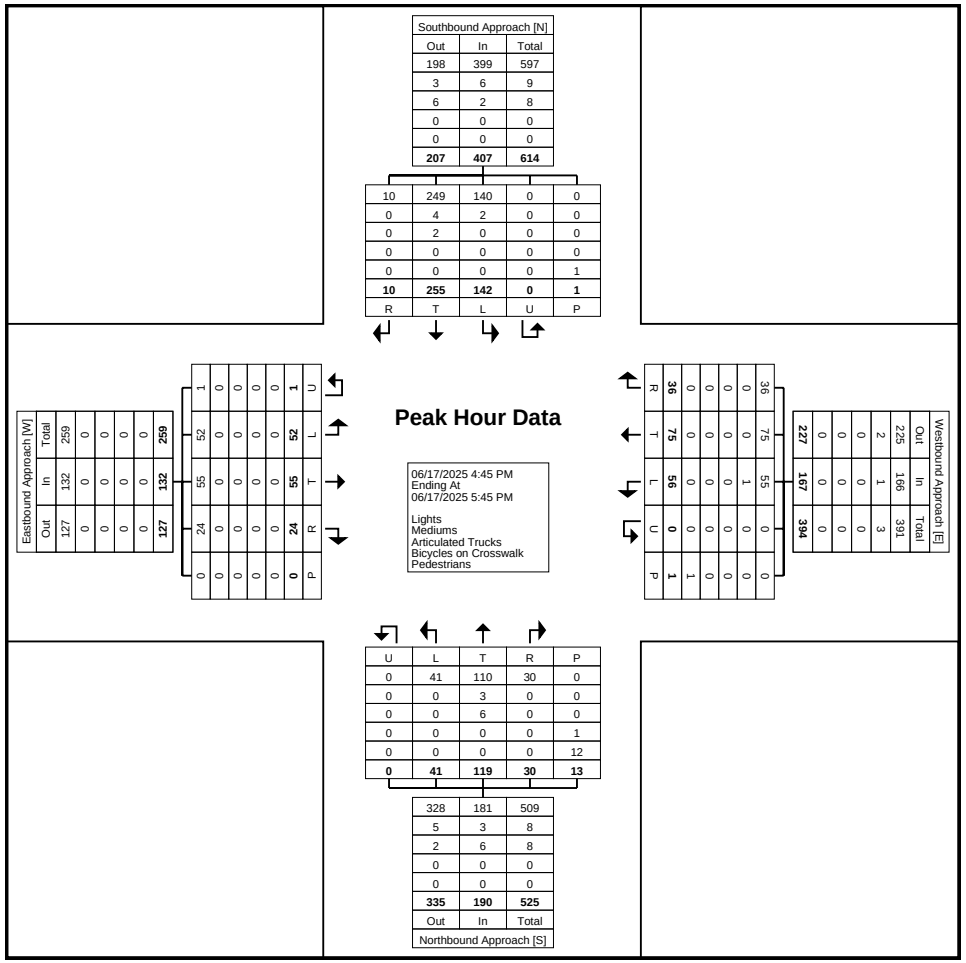

Turning Movement Peak Hour Data Plot (4:45 PM)

Appendix B

2025 ATR Reports

City of Lloydminster
4420-50 Avenue

Lloydminster, Alberta, Canada T9V 0W2
(780) 875-6184 waguinaldo@lloydminster.ca

Count Name: 12 Street and 59 Avenue (North Leg)
Site Code: 1259N
Start Date: 06/18/2025

Direction (Southbound)

Start Time	Lights	Mediums	Articulated Trucks	Total
6:43 AM	23	0	0	23
6:58 AM	10	0	0	10
7:13 AM	20	0	0	20
7:28 AM	27	0	0	27
7:43 AM	30	2	0	32
7:58 AM	30	1	0	31
8:13 AM	26	0	0	26
8:28 AM	33	2	0	35
8:43 AM	26	1	0	27
8:58 AM	24	0	0	24
9:13 AM	12	0	0	12
9:28 AM	13	0	0	13
9:43 AM	17	0	2	19
9:58 AM	13	0	0	13
10:13 AM	24	0	2	26
10:28 AM	14	0	0	14
10:43 AM	23	1	0	24
10:58 AM	20	0	1	21
11:13 AM	16	0	0	16
11:28 AM	19	0	0	19
11:43 AM	21	1	0	22
11:58 AM	21	0	0	21
12:13 PM	27	0	0	27
12:28 PM	24	0	1	25
12:43 PM	29	0	0	29
12:58 PM	26	0	0	26
1:13 PM	18	0	1	19
1:28 PM	11	0	0	11
1:43 PM	16	1	0	17
1:58 PM	16	2	0	18
2:13 PM	20	0	0	20
2:28 PM	17	1	0	18
2:43 PM	30	1	0	31
2:58 PM	23	0	1	24
3:13 PM	33	2	0	35
3:28 PM	32	1	0	33
3:43 PM	23	3	0	26
3:58 PM	29	0	0	29
4:13 PM	30	2	0	32

4:28 PM	30	0	0	30
4:43 PM	32	0	0	32
4:58 PM	20	1	0	21
5:13 PM	25	1	0	26
5:28 PM	24	2	0	26
5:43 PM	22	0	0	22
5:58 PM	18	0	0	18
6:13 PM	21	0	0	21
6:28 PM	19	1	0	20
6:43 PM	20	0	0	20
6:58 PM	29	0	0	29
7:13 PM	12	0	0	12
7:28 PM	16	0	0	16
7:43 PM	16	0	0	16
7:58 PM	13	0	0	13
8:13 PM	13	0	0	13
8:28 PM	12	0	0	12
8:43 PM	11	0	0	11
8:58 PM	14	0	0	14
9:13 PM	16	0	0	16
9:28 PM	12	0	0	12
9:43 PM	7	0	0	7
9:58 PM	8	0	0	8
10:13 PM	3	0	0	3
10:28 PM	3	0	0	3
10:43 PM	5	0	0	5
10:58 PM	2	0	0	2
11:13 PM	4	0	0	4
11:28 PM	1	0	0	1
11:43 PM	4	0	0	4
11:58 PM	2	0	0	2
12:13 AM	1	0	0	1
12:28 AM	0	0	0	0
12:43 AM	0	0	0	0
12:58 AM	3	0	1	4
1:13 AM	0	0	0	0
1:28 AM	1	0	0	1
1:43 AM	2	0	0	2
1:58 AM	0	0	0	0
2:13 AM	0	0	0	0
2:28 AM	1	0	0	1
2:43 AM	0	0	0	0
2:58 AM	1	0	0	1
3:13 AM	3	0	0	3
3:28 AM	1	0	0	1
3:43 AM	0	0	0	0
3:58 AM	1	0	0	1
4:13 AM	1	0	0	1
4:28 AM	3	0	0	3
4:43 AM	2	0	0	2
4:58 AM	6	0	0	6
5:13 AM	10	0	0	10

5:28 AM	7	0	0	7
5:43 AM	7	0	0	7
5:58 AM	4	0	0	4
6:13 AM	4	0	0	4
6:28 AM	12	0	0	12
6:43 AM	0	0	0	0
Total	1370	26	9	1405
Total %	97.5	1.9	0.6	100.0
AM Times	7:43 AM	7:43 AM	9:28 AM	7:43 AM
AM Peaks	119	5	4	124
PM Times	4:13 PM	2:58 PM	12:28 PM	4:13 PM
PM Peaks	112	6	2	115

City of Lloydminster
4420-50 Avenue

Lloydminster, Alberta, Canada T9V 0W2
(780) 875-6184 waguinaldo@lloydminster.ca

Count Name: 12 Street and 59 Avenue (North Leg)
Site Code: 1259N
Start Date: 06/18/2025

Direction (Northbound)

Start Time	Lights	Mediums	Articulated Trucks	Total
6:43 AM	8	1	0	9
6:58 AM	6	0	0	6
7:13 AM	8	0	0	8
7:28 AM	15	0	0	15
7:43 AM	24	0	0	24
7:58 AM	26	0	0	26
8:13 AM	26	0	0	26
8:28 AM	16	0	0	16
8:43 AM	14	0	0	14
8:58 AM	17	0	0	17
9:13 AM	12	0	0	12
9:28 AM	13	1	0	14
9:43 AM	14	2	0	16
9:58 AM	24	0	0	24
10:13 AM	15	1	0	16
10:28 AM	11	0	0	11
10:43 AM	22	0	0	22
10:58 AM	16	2	0	18
11:13 AM	24	0	0	24
11:28 AM	21	0	0	21
11:43 AM	16	0	0	16
11:58 AM	25	0	0	25
12:13 PM	28	0	0	28
12:28 PM	22	0	0	22
12:43 PM	20	0	0	20
12:58 PM	25	0	0	25
1:13 PM	21	1	0	22
1:28 PM	22	0	0	22
1:43 PM	21	0	0	21
1:58 PM	25	0	0	25
2:13 PM	16	2	0	18
2:28 PM	32	0	0	32
2:43 PM	16	1	0	17
2:58 PM	14	0	0	14
3:13 PM	24	2	0	26
3:28 PM	22	2	0	24
3:43 PM	31	1	0	32
3:58 PM	25	0	0	25
4:13 PM	46	0	0	46

4:28 PM	32	1	0	33
4:43 PM	42	0	0	42
4:58 PM	37	0	0	37
5:13 PM	51	1	0	52
5:28 PM	34	1	0	35
5:43 PM	22	1	0	23
5:58 PM	30	0	0	30
6:13 PM	19	1	0	20
6:28 PM	14	0	0	14
6:43 PM	22	0	0	22
6:58 PM	21	0	0	21
7:13 PM	16	0	0	16
7:28 PM	11	0	0	11
7:43 PM	25	0	0	25
7:58 PM	20	0	0	20
8:13 PM	21	0	0	21
8:28 PM	15	0	0	15
8:43 PM	21	0	0	21
8:58 PM	15	0	0	15
9:13 PM	11	0	0	11
9:28 PM	12	0	0	12
9:43 PM	13	0	0	13
9:58 PM	14	0	0	14
10:13 PM	12	0	0	12
10:28 PM	6	0	0	6
10:43 PM	3	0	0	3
10:58 PM	2	0	0	2
11:13 PM	1	0	0	1
11:28 PM	2	0	0	2
11:43 PM	3	0	0	3
11:58 PM	1	0	0	1
12:13 AM	1	0	0	1
12:28 AM	0	0	0	0
12:43 AM	0	0	0	0
12:58 AM	0	0	0	0
1:13 AM	1	0	0	1
1:28 AM	0	0	0	0
1:43 AM	1	0	0	1
1:58 AM	0	0	0	0
2:13 AM	0	0	0	0
2:28 AM	1	0	0	1
2:43 AM	2	0	0	2
2:58 AM	1	0	0	1
3:13 AM	0	0	0	0
3:28 AM	1	0	0	1
3:43 AM	0	0	0	0
3:58 AM	0	0	0	0
4:13 AM	0	0	0	0
4:28 AM	0	0	0	0
4:43 AM	1	0	0	1
4:58 AM	1	0	0	1
5:13 AM	3	0	0	3

5:28 AM	2	0	0	2
5:43 AM	2	0	0	2
5:58 AM	5	0	0	5
6:13 AM	0	0	0	0
6:28 AM	6	0	0	6
6:43 AM	0	0	0	0
Total	1359	21	0	1380
Total %	98.5	1.5	0.0	100.0
AM Times	7:43 AM	7:43 AM	9:28 AM	7:43 AM
AM Peaks	92	0	0	92
PM Times	4:13 PM	2:58 PM	12:28 PM	4:13 PM
PM Peaks	157	5	0	158

City of Lloydminster
4420-50 Avenue

Lloydminster, Alberta, Canada T9V 0W2
(780) 875-6184 waguinaldo@lloydminster.ca

Count Name: 12 Street and 59 Avenue (North Leg)
Site Code: 1259N
Start Date: 06/18/2025

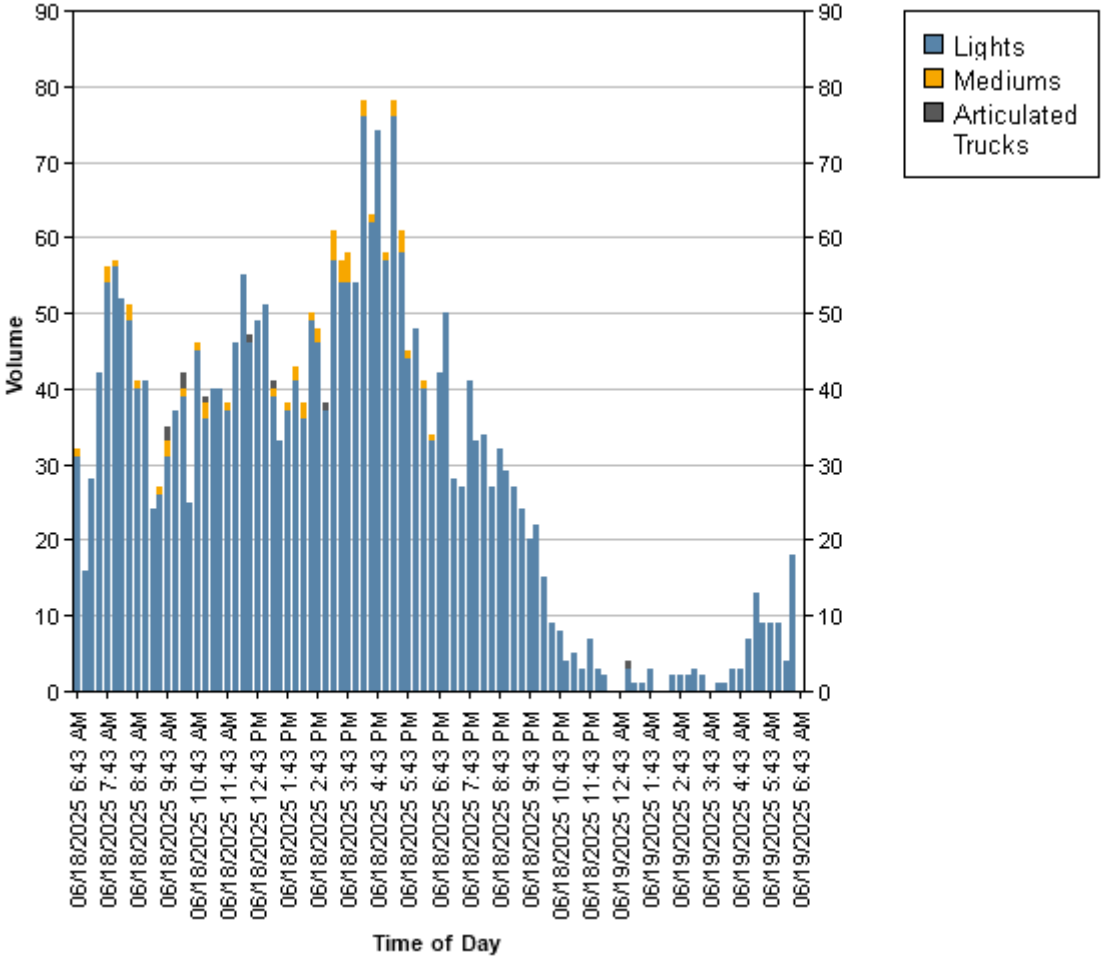

City of Lloydminster
4420-50 Avenue

Lloydminster, Alberta, Canada T9V 0W2
(780) 875-6184 waguinaldo@lloydminster.ca

Count Name: 12 Street and 59 Avenue (West Leg)
Site Code: 1259W
Start Date: 06/18/2025

Direction (Westbound)

Start Time	All Vehicles (no classification)	Total
6:35 AM	58	58
6:50 AM	44	44
7:05 AM	55	55
7:20 AM	55	55
7:35 AM	120	120
7:50 AM	112	112
8:05 AM	68	68
8:20 AM	51	51
8:35 AM	69	69
8:50 AM	54	54
9:05 AM	44	44
9:20 AM	53	53
9:35 AM	65	65
9:50 AM	44	44
10:05 AM	72	72
10:20 AM	66	66
10:35 AM	75	75
10:50 AM	67	67
11:05 AM	47	47
11:20 AM	43	43
11:35 AM	74	74
11:50 AM	82	82
12:05 PM	81	81
12:20 PM	91	91
12:35 PM	98	98
12:50 PM	75	75
1:05 PM	65	65
1:20 PM	64	64
1:35 PM	60	60
1:50 PM	57	57
2:05 PM	59	59
2:20 PM	62	62
2:35 PM	71	71
2:50 PM	56	56
3:05 PM	91	91
3:20 PM	93	93
3:35 PM	85	85
3:50 PM	81	81
4:05 PM	96	96

4:20 PM	93	93
4:35 PM	99	99
4:50 PM	115	115
5:05 PM	107	107
5:20 PM	79	79
5:35 PM	80	80
5:50 PM	53	53
6:05 PM	71	71
6:20 PM	64	64
6:35 PM	69	69
6:50 PM	52	52
7:05 PM	64	64
7:20 PM	50	50
7:35 PM	45	45
7:50 PM	41	41
8:05 PM	43	43
8:20 PM	39	39
8:35 PM	37	37
8:50 PM	35	35
9:05 PM	36	36
9:20 PM	34	34
9:35 PM	38	38
9:50 PM	22	22
10:05 PM	22	22
10:20 PM	11	11
10:35 PM	15	15
10:50 PM	13	13
11:05 PM	16	16
11:20 PM	5	5
11:35 PM	13	13
11:50 PM	6	6
12:05 AM	1	1
12:20 AM	2	2
12:35 AM	6	6
12:50 AM	5	5
1:05 AM	6	6
1:20 AM	4	4
1:35 AM	5	5
1:50 AM	4	4
2:05 AM	2	2
2:20 AM	1	1
2:35 AM	0	0
2:50 AM	0	0
3:05 AM	1	1
3:20 AM	5	5
3:35 AM	1	1
3:50 AM	3	3
4:05 AM	7	7
4:20 AM	3	3
4:35 AM	10	10
4:50 AM	8	8
5:05 AM	11	11

5:20 AM	16	16
5:35 AM	18	18
5:50 AM	21	21
6:05 AM	25	25
6:20 AM	50	50
6:35 AM	0	0
Total	4385	4385
Total %	100.0	100.0
AM Times	7:20 AM	7:20 AM
AM Peaks	355	355
PM Times	4:20 PM	4:20 PM
PM Peaks	414	414

City of Lloydminster
4420-50 Avenue

Lloydminster, Alberta, Canada T9V 0W2
(780) 875-6184 waguinaldo@lloydminster.ca

Count Name: 12 Street and 59 Avenue (West Leg)
Site Code: 1259W
Start Date: 06/18/2025

Direction (Eastbound)

Start Time	All Vehicles (no classification)	Total
6:35 AM	35	35
6:50 AM	39	39
7:05 AM	38	38
7:20 AM	37	37
7:35 AM	63	63
7:50 AM	69	69
8:05 AM	49	49
8:20 AM	35	35
8:35 AM	43	43
8:50 AM	33	33
9:05 AM	39	39
9:20 AM	34	34
9:35 AM	48	48
9:50 AM	39	39
10:05 AM	42	42
10:20 AM	37	37
10:35 AM	43	43
10:50 AM	46	46
11:05 AM	38	38
11:20 AM	48	48
11:35 AM	56	56
11:50 AM	52	52
12:05 PM	61	61
12:20 PM	59	59
12:35 PM	54	54
12:50 PM	77	77
1:05 PM	54	54
1:20 PM	64	64
1:35 PM	72	72
1:50 PM	54	54
2:05 PM	77	77
2:20 PM	54	54
2:35 PM	53	53
2:50 PM	66	66
3:05 PM	59	59
3:20 PM	57	57
3:35 PM	78	78
3:50 PM	63	63
4:05 PM	66	66

4:20 PM	91	91
4:35 PM	89	89
4:50 PM	80	80
5:05 PM	120	120
5:20 PM	98	98
5:35 PM	87	87
5:50 PM	84	84
6:05 PM	72	72
6:20 PM	69	69
6:35 PM	53	53
6:50 PM	54	54
7:05 PM	40	40
7:20 PM	68	68
7:35 PM	48	48
7:50 PM	44	44
8:05 PM	45	45
8:20 PM	45	45
8:35 PM	48	48
8:50 PM	46	46
9:05 PM	24	24
9:20 PM	35	35
9:35 PM	31	31
9:50 PM	35	35
10:05 PM	25	25
10:20 PM	17	17
10:35 PM	10	10
10:50 PM	19	19
11:05 PM	10	10
11:20 PM	8	8
11:35 PM	12	12
11:50 PM	10	10
12:05 AM	7	7
12:20 AM	2	2
12:35 AM	3	3
12:50 AM	5	5
1:05 AM	1	1
1:20 AM	3	3
1:35 AM	2	2
1:50 AM	1	1
2:05 AM	2	2
2:20 AM	0	0
2:35 AM	2	2
2:50 AM	1	1
3:05 AM	1	1
3:20 AM	1	1
3:35 AM	2	2
3:50 AM	1	1
4:05 AM	1	1
4:20 AM	2	2
4:35 AM	2	2
4:50 AM	9	9
5:05 AM	10	10

5:20 AM	14	14
5:35 AM	10	10
5:50 AM	11	11
6:05 AM	18	18
6:20 AM	21	21
6:35 AM	0	0
Total	3680	3680
Total %	100.0	100.0
AM Times	7:20 AM	7:20 AM
AM Peaks	218	218
PM Times	4:20 PM	4:20 PM
PM Peaks	380	380

City of Lloydminster
4420-50 Avenue

Lloydminster, Alberta, Canada T9V 0W2
(780) 875-6184 waguinaldo@lloydminster.ca

Count Name: 12 Street and 59 Avenue (West Leg)
Site Code: 1259W
Start Date: 06/18/2025

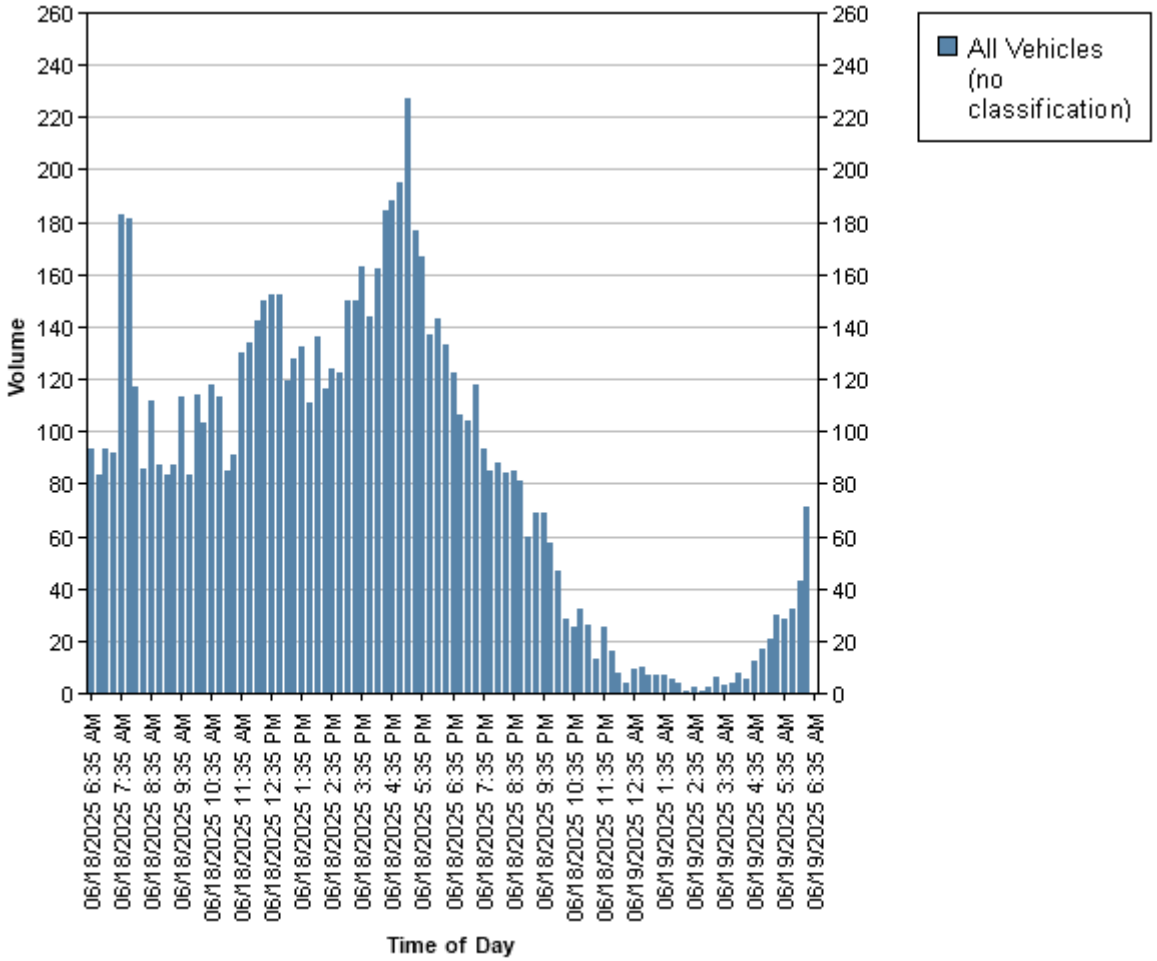

City of Lloydminster
4420-50 Avenue

Lloydminster, Alberta, Canada T9V 0W2
(780) 875-6184 waguinaldo@lloydminster.ca

Count Name: 23 Street and 59 Avenue (South)
Site Code: 2359S
Start Date: 06/19/2025

Direction (Southbound)

Start Time	Lights	Mediums	Articulated Trucks	Total
6:56 AM	7	2	0	9
7:11 AM	20	1	0	21
7:26 AM	23	0	0	23
7:41 AM	33	1	0	34
7:56 AM	27	3	0	30
8:11 AM	32	0	0	32
8:26 AM	25	1	0	26
8:41 AM	22	0	0	22
8:56 AM	24	1	0	25
9:11 AM	13	0	2	15
9:26 AM	15	1	0	16
9:41 AM	22	0	0	22
9:56 AM	18	0	0	18
10:11 AM	28	0	0	28
10:26 AM	22	0	0	22
10:41 AM	21	1	0	22
10:56 AM	21	2	2	25
11:11 AM	20	1	0	21
11:26 AM	23	0	0	23
11:41 AM	21	0	1	22
11:56 AM	22	0	0	22
12:11 PM	24	0	0	24
12:26 PM	21	0	0	21
12:41 PM	32	0	0	32
12:56 PM	20	0	0	20
1:11 PM	24	3	0	27
1:26 PM	23	1	1	25
1:41 PM	15	0	0	15
1:56 PM	34	0	1	35
2:11 PM	21	0	0	21
2:26 PM	29	0	1	30
2:41 PM	29	0	0	29
2:56 PM	29	0	0	29
3:11 PM	31	1	0	32
3:26 PM	28	3	0	31
3:41 PM	34	0	0	34
3:56 PM	31	0	0	31
4:11 PM	34	0	1	35
4:26 PM	50	0	0	50

4:41 PM	43	0	0	43
4:56 PM	41	0	0	41
5:11 PM	52	0	0	52
5:26 PM	32	1	0	33
5:41 PM	21	0	0	21
5:56 PM	30	0	0	30
6:11 PM	26	1	0	27
6:26 PM	30	0	0	30
6:41 PM	24	1	0	25
6:56 PM	23	0	0	23
7:11 PM	28	0	0	28
7:26 PM	17	0	0	17
7:41 PM	22	0	0	22
7:56 PM	17	0	0	17
8:11 PM	21	0	0	21
8:26 PM	25	0	0	25
8:41 PM	28	0	0	28
8:56 PM	20	0	0	20
9:11 PM	19	0	0	19
9:26 PM	12	0	0	12
9:41 PM	9	0	0	9
9:56 PM	7	0	0	7
10:11 PM	10	0	0	10
10:26 PM	8	0	0	8
10:41 PM	8	0	0	8
10:56 PM	12	0	0	12
11:11 PM	4	0	0	4
11:26 PM	4	0	0	4
11:41 PM	2	0	0	2
11:56 PM	4	0	0	4
12:11 AM	1	0	0	1
12:26 AM	3	0	0	3
12:41 AM	2	0	0	2
12:56 AM	0	0	0	0
1:11 AM	0	0	0	0
1:26 AM	1	0	0	1
1:41 AM	1	0	0	1
1:56 AM	0	0	0	0
2:11 AM	0	0	0	0
2:26 AM	0	0	0	0
2:41 AM	1	0	0	1
2:56 AM	1	0	0	1
3:11 AM	0	0	0	0
3:26 AM	1	0	0	1
3:41 AM	0	0	0	0
3:56 AM	0	0	0	0
4:11 AM	1	0	0	1
4:26 AM	4	0	0	4
4:41 AM	1	0	0	1
4:56 AM	7	0	0	7
5:11 AM	5	0	0	5
5:26 AM	8	0	0	8

5:41 AM	7	0	0	7
5:56 AM	7	0	0	7
6:11 AM	3	0	0	3
6:26 AM	5	0	0	5
6:41 AM	22	0	0	22
Total	1648	25	9	1682
Total %	98.0	1.5	0.5	100.0
AM Times	7:41 AM	10:26 AM	10:11 AM	7:41 AM
AM Peaks	117	4	2	122
PM Times	4:26 PM	3:11 PM	1:11 PM	4:26 PM
PM Peaks	186	4	2	186

City of Lloydminster
4420-50 Avenue

Lloydminster, Alberta, Canada T9V 0W2
(780) 875-6184 waguinaldo@lloydminster.ca

Count Name: 23 Street and 59 Avenue (South)
Site Code: 2359S
Start Date: 06/19/2025

Direction (Northbound)

Start Time	Lights	Mediums	Articulated Trucks	Total
6:56 AM	6	0	0	6
7:11 AM	5	0	0	5
7:26 AM	18	0	0	18
7:41 AM	45	0	0	45
7:56 AM	46	0	0	46
8:11 AM	29	0	0	29
8:26 AM	34	0	0	34
8:41 AM	28	1	0	29
8:56 AM	15	0	0	15
9:11 AM	24	1	0	25
9:26 AM	23	0	0	23
9:41 AM	16	0	0	16
9:56 AM	13	0	0	13
10:11 AM	22	0	0	22
10:26 AM	21	0	0	21
10:41 AM	27	1	1	29
10:56 AM	24	1	0	25
11:11 AM	20	0	0	20
11:26 AM	20	0	0	20
11:41 AM	31	1	0	32
11:56 AM	33	1	0	34
12:11 PM	27	0	0	27
12:26 PM	28	0	0	28
12:41 PM	39	0	0	39
12:56 PM	34	0	0	34
1:11 PM	23	0	0	23
1:26 PM	26	1	0	27
1:41 PM	42	0	0	42
1:56 PM	29	0	0	29
2:11 PM	22	0	0	22
2:26 PM	23	0	0	23
2:41 PM	31	0	0	31
2:56 PM	42	0	0	42
3:11 PM	20	1	0	21
3:26 PM	30	0	0	30
3:41 PM	38	1	1	40
3:56 PM	28	1	0	29
4:11 PM	33	1	0	34
4:26 PM	27	0	0	27

4:41 PM	59	1	0	60
4:56 PM	43	0	0	43
5:11 PM	56	0	0	56
5:26 PM	41	0	0	41
5:41 PM	42	0	0	42
5:56 PM	26	0	0	26
6:11 PM	20	0	0	20
6:26 PM	26	0	0	26
6:41 PM	24	0	0	24
6:56 PM	22	0	0	22
7:11 PM	25	0	0	25
7:26 PM	18	0	0	18
7:41 PM	31	0	0	31
7:56 PM	19	0	0	19
8:11 PM	19	0	0	19
8:26 PM	23	0	0	23
8:41 PM	14	0	0	14
8:56 PM	19	0	0	19
9:11 PM	20	0	0	20
9:26 PM	9	0	0	9
9:41 PM	10	0	0	10
9:56 PM	7	0	0	7
10:11 PM	9	0	0	9
10:26 PM	9	0	0	9
10:41 PM	5	0	0	5
10:56 PM	6	0	0	6
11:11 PM	4	0	0	4
11:26 PM	3	0	0	3
11:41 PM	4	0	0	4
11:56 PM	2	0	0	2
12:11 AM	2	0	0	2
12:26 AM	1	0	0	1
12:41 AM	2	0	0	2
12:56 AM	2	0	0	2
1:11 AM	0	0	0	0
1:26 AM	1	0	0	1
1:41 AM	1	0	0	1
1:56 AM	0	0	0	0
2:11 AM	1	0	0	1
2:26 AM	0	0	0	0
2:41 AM	1	0	0	1
2:56 AM	1	0	0	1
3:11 AM	2	0	0	2
3:26 AM	0	0	0	0
3:41 AM	2	0	0	2
3:56 AM	1	0	0	1
4:11 AM	0	0	0	0
4:26 AM	1	0	0	1
4:41 AM	0	0	0	0
4:56 AM	2	0	0	2
5:11 AM	2	0	0	2
5:26 AM	6	0	0	6

5:41 AM	5	0	0	5
5:56 AM	4	0	0	4
6:11 AM	5	0	0	5
6:26 AM	7	0	0	7
6:41 AM	12	0	0	12
Total	1718	12	2	1732
Total %	99.2	0.7	0.1	100.0
AM Times	7:41 AM	10:26 AM	10:11 AM	7:41 AM
AM Peaks	154	2	1	154
PM Times	4:26 PM	3:11 PM	1:11 PM	4:26 PM
PM Peaks	185	3	0	186

City of Lloydminster
4420-50 Avenue

Lloydminster, Alberta, Canada T9V 0W2
(780) 875-6184 waguinaldo@lloydminster.ca

Count Name: 23 Street and 59 Avenue (South)
Site Code: 2359S
Start Date: 06/19/2025

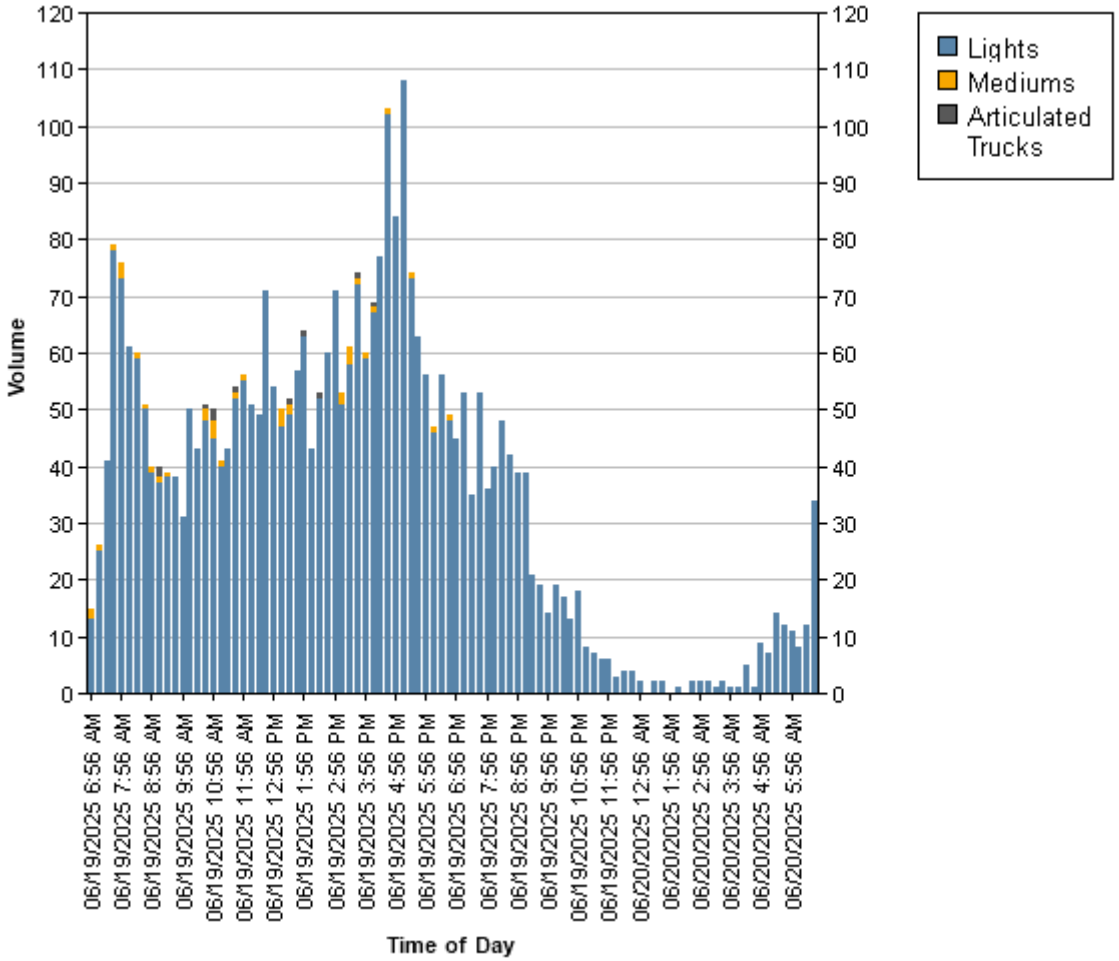

City of Lloydminster
4420-50 Avenue

Lloydminster, Alberta, Canada T9V 0W2
(780) 875-6184 waguinaldo@lloydminster.ca

Count Name: 43 Street and 62 Avenue (South)
Site Code: 4362S
Start Date: 06/25/2025

Direction (Southbound)

Start Time	Lights	Mediums	Articulated Trucks	Total
6:37 AM	25	0	1	26
6:52 AM	36	7	0	43
7:07 AM	49	0	1	50
7:22 AM	41	3	1	45
7:37 AM	61	3	2	66
7:52 AM	72	2	3	77
8:07 AM	109	2	1	112
8:22 AM	89	9	3	101
8:37 AM	72	3	0	75
8:52 AM	87	3	0	90
9:07 AM	67	6	0	73
9:22 AM	55	4	0	59
9:37 AM	62	3	3	68
9:52 AM	49	6	0	55
10:07 AM	73	2	1	76
10:22 AM	64	2	0	66
10:37 AM	91	3	0	94
10:52 AM	89	7	1	97
11:07 AM	94	4	0	98
11:22 AM	127	4	0	131
11:37 AM	132	3	0	135
11:52 AM	149	4	2	155
12:07 PM	196	5	2	203
12:22 PM	108	4	1	113
12:37 PM	113	2	0	115
12:52 PM	107	2	1	110
1:07 PM	108	6	0	114
1:22 PM	87	3	1	91
1:37 PM	97	4	2	103
1:52 PM	94	3	1	98
2:07 PM	96	0	0	96
2:22 PM	94	4	1	99
2:37 PM	118	1	2	121
2:52 PM	121	4	2	127
3:07 PM	126	3	1	130
3:22 PM	121	1	0	122
3:37 PM	159	7	0	166
3:52 PM	138	2	0	140
4:07 PM	194	5	1	200

4:22 PM	200	1	0	201
4:37 PM	230	3	0	233
4:52 PM	218	1	1	220
5:07 PM	255	0	1	256
5:22 PM	201	0	0	201
5:37 PM	129	0	0	129
5:52 PM	122	0	0	122
6:07 PM	122	0	2	124
6:22 PM	105	1	0	106
6:37 PM	96	0	0	96
6:52 PM	108	2	0	110
7:07 PM	93	1	1	95
7:22 PM	93	0	1	94
7:37 PM	72	0	0	72
7:52 PM	73	0	0	73
8:07 PM	93	0	0	93
8:22 PM	71	0	0	71
8:37 PM	75	0	0	75
8:52 PM	65	0	0	65
9:07 PM	84	0	0	84
9:22 PM	62	0	0	62
9:37 PM	45	0	0	45
9:52 PM	41	0	0	41
10:07 PM	58	0	0	58
10:22 PM	46	0	0	46
10:37 PM	37	0	0	37
10:52 PM	28	0	0	28
11:07 PM	21	0	0	21
11:22 PM	9	0	0	9
11:37 PM	22	0	0	22
11:52 PM	6	1	0	7
12:07 AM	16	0	0	16
12:22 AM	7	0	0	7
12:37 AM	7	0	0	7
12:52 AM	3	0	0	3
1:07 AM	3	0	0	3
1:22 AM	4	0	0	4
1:37 AM	3	0	0	3
1:52 AM	3	0	0	3
2:07 AM	4	0	0	4
2:22 AM	2	0	0	2
2:37 AM	5	0	0	5
2:52 AM	0	0	0	0
3:07 AM	4	0	0	4
3:22 AM	2	0	0	2
3:37 AM	4	0	0	4
3:52 AM	2	1	0	3
4:07 AM	3	0	0	3
4:22 AM	2	0	0	2
4:37 AM	3	0	0	3
4:52 AM	1	0	0	1
5:07 AM	4	0	0	4

5:22 AM	3	0	0	3
5:37 AM	9	0	0	9
5:52 AM	11	0	0	11
6:07 AM	11	0	0	11
6:22 AM	18	1	0	19
6:37 AM	1	0	0	1
Total	6785	148	40	6973
Total %	97.3	2.1	0.6	100.0
AM Times	7:37 AM	8:22 AM	7:37 AM	7:37 AM
AM Peaks	331	21	9	356
PM Times	4:37 PM	1:07 PM	2:07 PM	4:22 PM
PM Peaks	904	16	5	910

City of Lloydminster
4420-50 Avenue

Lloydminster, Alberta, Canada T9V 0W2
(780) 875-6184 waguinaldo@lloydminster.ca

Count Name: 43 Street and 62 Avenue (South)
Site Code: 4362S
Start Date: 06/25/2025

Direction (Northbound)

Start Time	Lights	Mediums	Articulated Trucks	Total
6:37 AM	147	0	0	147
6:52 AM	151	0	0	151
7:07 AM	109	0	1	110
7:22 AM	147	0	1	148
7:37 AM	233	2	1	236
7:52 AM	252	0	1	253
8:07 AM	116	4	1	121
8:22 AM	123	3	0	126
8:37 AM	119	3	1	123
8:52 AM	105	5	0	110
9:07 AM	90	4	0	94
9:22 AM	83	3	2	88
9:37 AM	79	6	0	85
9:52 AM	85	3	0	88
10:07 AM	68	3	0	71
10:22 AM	58	2	2	62
10:37 AM	74	2	0	76
10:52 AM	94	7	0	101
11:07 AM	93	2	1	96
11:22 AM	109	4	3	116
11:37 AM	88	3	3	94
11:52 AM	91	3	1	95
12:07 PM	96	8	0	104
12:22 PM	118	2	1	121
12:37 PM	142	4	0	146
12:52 PM	181	1	1	183
1:07 PM	115	4	3	122
1:22 PM	87	2	0	89
1:37 PM	99	3	0	102
1:52 PM	95	5	1	101
2:07 PM	74	4	4	82
2:22 PM	76	3	1	80
2:37 PM	88	4	2	94
2:52 PM	89	3	1	93
3:07 PM	105	1	0	106
3:22 PM	98	3	1	102
3:37 PM	114	2	0	116
3:52 PM	96	0	0	96
4:07 PM	113	3	0	116

4:22 PM	96	0	1	97
4:37 PM	107	1	2	110
4:52 PM	115	3	0	118
5:07 PM	111	0	0	111
5:22 PM	97	0	0	97
5:37 PM	102	0	0	102
5:52 PM	82	0	0	82
6:07 PM	78	0	0	78
6:22 PM	99	0	0	99
6:37 PM	93	3	1	97
6:52 PM	77	1	2	80
7:07 PM	71	0	0	71
7:22 PM	67	1	0	68
7:37 PM	59	0	0	59
7:52 PM	65	0	0	65
8:07 PM	51	0	0	51
8:22 PM	46	0	0	46
8:37 PM	63	0	0	63
8:52 PM	65	0	0	65
9:07 PM	51	0	0	51
9:22 PM	52	0	0	52
9:37 PM	30	0	0	30
9:52 PM	35	0	1	36
10:07 PM	35	0	0	35
10:22 PM	18	0	0	18
10:37 PM	16	0	0	16
10:52 PM	8	0	0	8
11:07 PM	9	0	0	9
11:22 PM	6	0	0	6
11:37 PM	7	0	0	7
11:52 PM	11	0	0	11
12:07 AM	8	0	0	8
12:22 AM	6	0	0	6
12:37 AM	3	0	0	3
12:52 AM	5	0	0	5
1:07 AM	2	0	0	2
1:22 AM	5	0	0	5
1:37 AM	3	0	0	3
1:52 AM	1	0	0	1
2:07 AM	2	0	0	2
2:22 AM	2	0	0	2
2:37 AM	4	0	0	4
2:52 AM	2	0	0	2
3:07 AM	1	0	0	1
3:22 AM	2	0	0	2
3:37 AM	0	0	0	0
3:52 AM	7	0	0	7
4:07 AM	7	0	0	7
4:22 AM	8	0	0	8
4:37 AM	12	0	0	12
4:52 AM	29	0	0	29
5:07 AM	22	0	0	22

5:22 AM	33	0	0	33
5:37 AM	43	0	0	43
5:52 AM	59	1	0	60
6:07 AM	41	0	0	41
6:22 AM	80	0	0	80
6:37 AM	5	0	0	5
Total	6514	121	40	6675
Total %	97.6	1.8	0.6	100.0
AM Times	7:37 AM	8:22 AM	7:37 AM	7:37 AM
AM Peaks	724	15	3	736
PM Times	4:37 PM	1:07 PM	2:07 PM	4:22 PM
PM Peaks	430	14	8	436

City of Lloydminster
4420-50 Avenue

Lloydminster, Alberta, Canada T9V 0W2
(780) 875-6184 waguinaldo@lloydminster.ca

Count Name: 43 Street and 62 Avenue (South)
Site Code: 4362S
Start Date: 06/25/2025

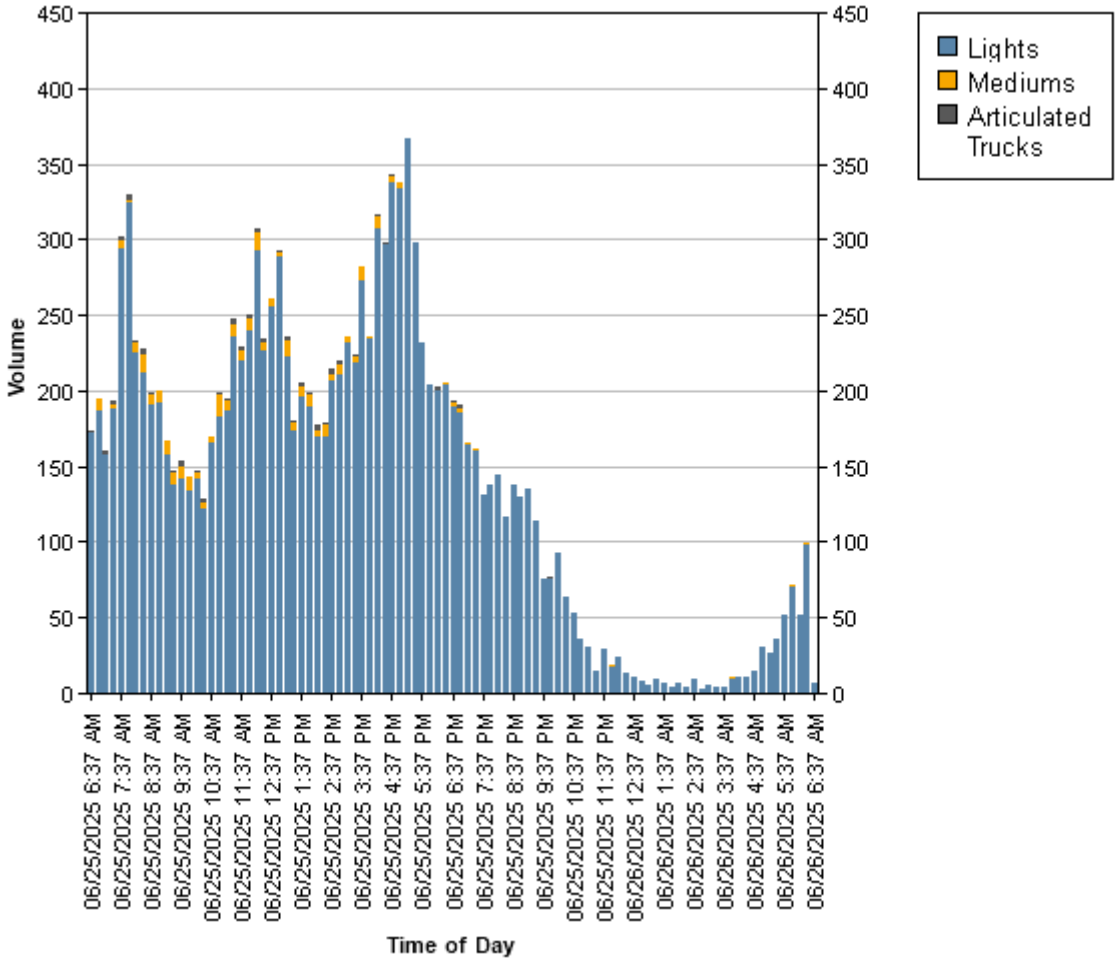

City of Lloydminster
4420-50 Avenue

Lloydminster, Alberta, Canada T9V 0W2
(780) 875-6184 waguinaldo@lloydminster.ca

Count Name: 44 Street and 54 Avenue (East)
Site Code: 4454E
Start Date: 06/26/2025

Direction (Westbound)

Start Time	Lights	Mediums	Articulated Trucks	Total
7:06 AM	83	3	4	90
7:21 AM	93	4	6	103
7:36 AM	101	7	7	115
7:51 AM	126	2	3	131
8:06 AM	92	13	10	115
8:21 AM	99	7	8	114
8:36 AM	131	16	10	157
8:51 AM	130	5	13	148
9:06 AM	111	2	7	120
9:21 AM	114	2	5	121
9:36 AM	141	7	15	163
9:51 AM	143	8	12	163
10:06 AM	152	3	9	164
10:21 AM	150	5	12	167
10:36 AM	164	10	6	180
10:51 AM	193	9	5	207
11:06 AM	200	0	8	208
11:21 AM	223	3	7	233
11:36 AM	234	4	12	250
11:51 AM	247	7	11	265
12:06 PM	286	3	9	298
12:21 PM	215	1	4	220
12:36 PM	230	3	13	246
12:51 PM	212	5	5	222
1:06 PM	234	0	11	245
1:21 PM	252	4	13	269
1:36 PM	245	3	10	258
1:51 PM	206	3	8	217
2:06 PM	210	4	9	223
2:21 PM	218	6	8	232
2:36 PM	210	6	11	227
2:51 PM	215	4	9	228
3:06 PM	185	3	14	202
3:21 PM	239	6	19	264
3:36 PM	228	1	5	234
3:51 PM	199	5	16	220
4:06 PM	265	1	12	278
4:21 PM	211	3	17	231
4:36 PM	248	4	15	267

4:51 PM	244	4	10	258
5:06 PM	272	3	6	281
5:21 PM	247	7	11	265
5:36 PM	202	3	13	218
5:51 PM	217	1	3	221
6:06 PM	203	3	13	219
6:21 PM	189	1	8	198
6:36 PM	167	1	11	179
6:51 PM	176	2	7	185
7:06 PM	160	1	12	173
7:21 PM	141	1	8	150
7:36 PM	138	1	8	147
7:51 PM	163	0	6	169
8:06 PM	137	2	10	149
8:21 PM	128	0	7	135
8:36 PM	125	1	16	142
8:51 PM	103	1	5	109
9:06 PM	111	0	10	121
9:21 PM	99	2	3	104
9:36 PM	87	0	13	100
9:51 PM	72	0	9	81
10:06 PM	90	0	15	105
10:21 PM	67	1	6	74
10:36 PM	52	0	7	59
10:51 PM	60	0	11	71
11:06 PM	41	4	6	51
11:21 PM	37	0	5	42
11:36 PM	33	0	10	43
11:51 PM	27	0	3	30
12:06 AM	31	0	5	36
12:21 AM	22	1	6	29
12:36 AM	18	2	2	22
12:51 AM	17	1	4	22
1:06 AM	21	0	3	24
1:21 AM	15	0	2	17
1:36 AM	7	1	3	11
1:51 AM	13	0	5	18
2:06 AM	12	1	6	19
2:21 AM	5	0	1	6
2:36 AM	5	0	0	5
2:51 AM	11	0	9	20
3:06 AM	4	0	5	9
3:21 AM	7	0	6	13
3:36 AM	5	0	4	9
3:51 AM	11	1	4	16
4:06 AM	7	1	3	11
4:21 AM	9	0	5	14
4:36 AM	19	0	7	26
4:51 AM	22	1	6	29
5:06 AM	19	0	7	26
5:21 AM	19	1	5	25
5:36 AM	24	0	3	27

5:51 AM	26	1	6	33
6:06 AM	36	0	4	40
6:21 AM	43	0	7	50
6:36 AM	59	1	10	70
6:51 AM	73	1	10	84
Total	11583	234	768	12585
Total %	92.0	1.9	6.1	100.0
AM Times	11:06 AM	8:06 AM	9:36 AM	11:06 AM
AM Peaks	904	41	48	956
PM Times	4:36 PM	12:06 PM	3:51 PM	4:36 PM
PM Peaks	1011	12	60	1071

City of Lloydminster
4420-50 Avenue

Lloydminster, Alberta, Canada T9V 0W2
(780) 875-6184 waguinaldo@lloydminster.ca

Count Name: 44 Street and 54 Avenue (East)
Site Code: 4454E
Start Date: 06/26/2025

Direction (Eastbound)

Start Time	Lights	Mediums	Articulated Trucks	Total
7:06 AM	85	2	4	91
7:21 AM	104	0	11	115
7:36 AM	142	2	11	155
7:51 AM	222	8	9	239
8:06 AM	116	2	11	129
8:21 AM	146	6	7	159
8:36 AM	131	11	4	146
8:51 AM	189	9	5	203
9:06 AM	144	2	3	149
9:21 AM	183	7	10	200
9:36 AM	159	7	13	179
9:51 AM	175	3	9	187
10:06 AM	162	5	6	173
10:21 AM	186	7	8	201
10:36 AM	165	6	5	176
10:51 AM	207	8	8	223
11:06 AM	190	9	9	208
11:21 AM	198	2	11	211
11:36 AM	218	4	6	228
11:51 AM	212	5	9	226
12:06 PM	208	10	11	229
12:21 PM	238	3	8	249
12:36 PM	236	2	17	255
12:51 PM	236	5	4	245
1:06 PM	223	3	6	232
1:21 PM	214	1	13	228
1:36 PM	206	5	8	219
1:51 PM	228	1	10	239
2:06 PM	219	6	7	232
2:21 PM	242	1	12	255
2:36 PM	210	3	11	224
2:51 PM	222	2	9	233
3:06 PM	190	4	9	203
3:21 PM	229	4	13	246
3:36 PM	200	5	10	215
3:51 PM	237	3	12	252
4:06 PM	244	2	9	255
4:21 PM	221	4	12	237
4:36 PM	276	3	11	290

4:51 PM	227	6	16	249
5:06 PM	240	3	10	253
5:21 PM	222	2	11	235
5:36 PM	193	1	9	203
5:51 PM	202	0	12	214
6:06 PM	189	3	9	201
6:21 PM	224	6	11	241
6:36 PM	180	2	13	195
6:51 PM	172	2	10	184
7:06 PM	160	0	7	167
7:21 PM	123	1	8	132
7:36 PM	140	0	11	151
7:51 PM	129	1	6	136
8:06 PM	130	0	11	141
8:21 PM	133	1	11	145
8:36 PM	113	1	7	121
8:51 PM	121	0	6	127
9:06 PM	123	2	9	134
9:21 PM	93	0	4	97
9:36 PM	93	0	7	100
9:51 PM	87	0	10	97
10:06 PM	72	1	6	79
10:21 PM	41	0	2	43
10:36 PM	54	1	4	59
10:51 PM	38	2	8	48
11:06 PM	45	0	7	52
11:21 PM	32	0	3	35
11:36 PM	22	1	6	29
11:51 PM	22	0	5	27
12:06 AM	12	0	5	17
12:21 AM	22	0	3	25
12:36 AM	18	1	3	22
12:51 AM	14	1	6	21
1:06 AM	27	0	7	34
1:21 AM	11	0	3	14
1:36 AM	13	0	7	20
1:51 AM	3	1	4	8
2:06 AM	7	0	5	12
2:21 AM	7	1	5	13
2:36 AM	13	1	2	16
2:51 AM	9	1	3	13
3:06 AM	8	0	1	9
3:21 AM	6	0	4	10
3:36 AM	14	0	7	21
3:51 AM	12	1	6	19
4:06 AM	6	1	7	14
4:21 AM	11	1	0	12
4:36 AM	14	2	6	22
4:51 AM	17	1	2	20
5:06 AM	26	2	3	31
5:21 AM	22	2	5	29
5:36 AM	27	1	4	32

5:51 AM	45	3	5	53
6:06 AM	39	0	7	46
6:21 AM	41	1	10	52
6:36 AM	51	2	3	56
6:51 AM	76	0	2	78
Total	11804	231	715	12750
Total %	92.6	1.8	5.6	100.0
AM Times	11:06 AM	8:06 AM	9:36 AM	11:06 AM
AM Peaks	818	28	36	873
PM Times	4:36 PM	12:06 PM	3:51 PM	4:36 PM
PM Peaks	965	20	44	1027

City of Lloydminster
4420-50 Avenue

Lloydminster, Alberta, Canada T9V 0W2
(780) 875-6184 waguinaldo@lloydminster.ca

Count Name: 44 Street and 54 Avenue (East)
Site Code: 4454E
Start Date: 06/26/2025

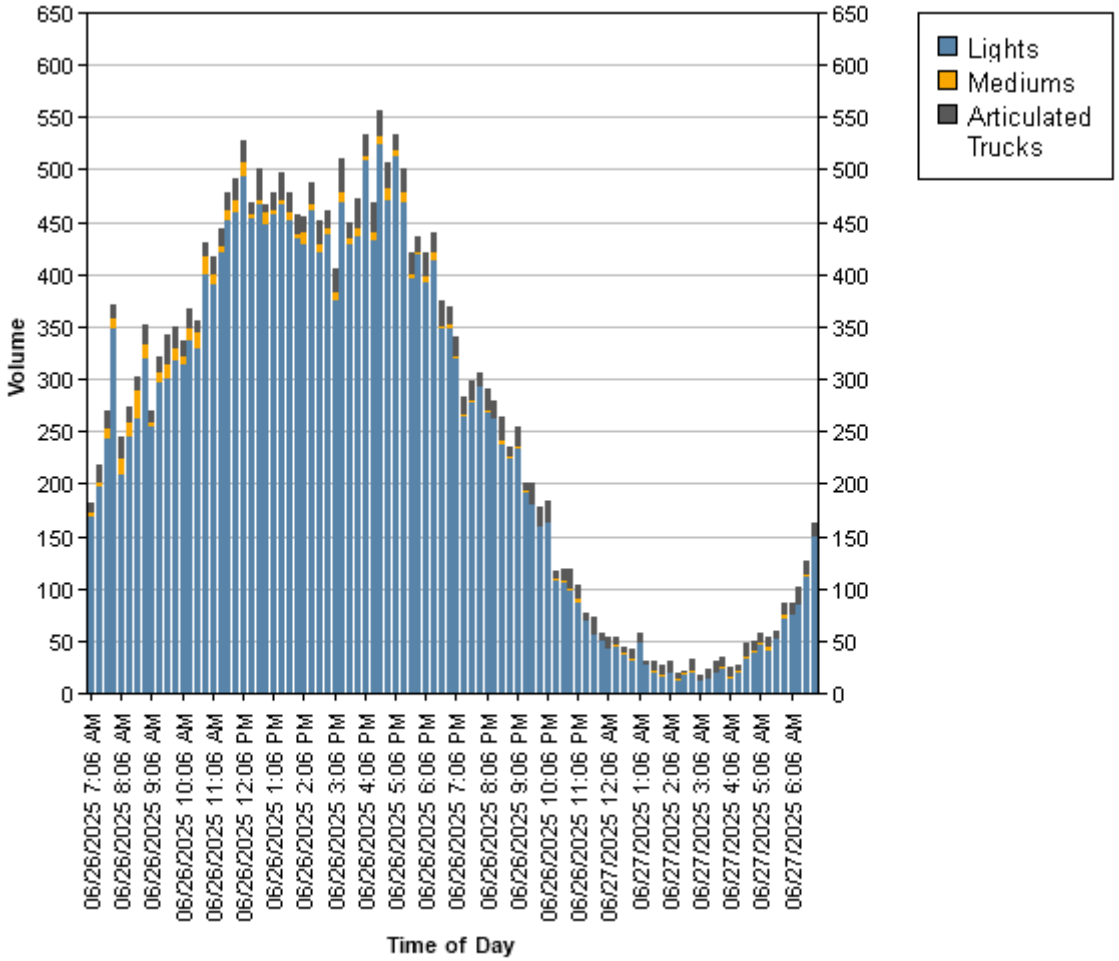

City of Lloydminster
4420-50 Avenue

Lloydminster, Alberta, Canada T9V 0W2
(780) 875-6184 waguinaldo@lloydminster.ca

Count Name: 44 Street and 62 Avenue (East)
Site Code: 4462E
Start Date: 06/25/2025

Direction (Westbound)

Start Time	Lights	Mediums	Articulated Trucks	Total
6:28 AM	53	2	6	61
6:43 AM	72	1	3	76
6:58 AM	66	3	2	71
7:13 AM	97	0	5	102
7:28 AM	133	1	6	140
7:43 AM	178	3	5	186
7:58 AM	136	4	3	143
8:13 AM	133	5	6	144
8:28 AM	124	13	7	144
8:43 AM	173	17	7	197
8:58 AM	150	1	12	163
9:13 AM	151	2	14	167
9:28 AM	132	7	9	148
9:43 AM	173	4	8	185
9:58 AM	148	0	4	152
10:13 AM	186	4	12	202
10:28 AM	153	3	5	161
10:43 AM	196	6	8	210
10:58 AM	171	5	10	186
11:13 AM	187	6	10	203
11:28 AM	196	4	10	210
11:43 AM	187	6	7	200
11:58 AM	276	1	11	288
12:13 PM	236	2	12	250
12:28 PM	187	4	10	201
12:43 PM	270	5	13	288
12:58 PM	203	1	5	209
1:13 PM	241	5	10	256
1:28 PM	187	1	9	197
1:43 PM	200	3	10	213
1:58 PM	201	3	4	208
2:13 PM	225	3	9	237
2:28 PM	174	2	7	183
2:43 PM	194	3	13	210
2:58 PM	260	4	9	273
3:13 PM	204	2	10	216
3:28 PM	229	6	8	243
3:43 PM	209	5	15	229
3:58 PM	219	6	13	238

4:13 PM	262	2	12	276
4:28 PM	228	1	7	236
4:43 PM	299	6	8	313
4:58 PM	253	2	14	269
5:13 PM	284	0	17	301
5:28 PM	179	4	8	191
5:43 PM	224	6	16	246
5:58 PM	147	2	10	159
6:13 PM	141	2	13	156
6:28 PM	170	3	10	183
6:43 PM	155	1	15	171
6:58 PM	170	0	10	180
7:13 PM	136	2	13	151
7:28 PM	145	1	10	156
7:43 PM	115	0	10	125
7:58 PM	152	1	11	164
8:13 PM	101	1	11	113
8:28 PM	112	3	7	122
8:43 PM	129	0	4	133
8:58 PM	108	0	5	113
9:13 PM	118	4	5	127
9:28 PM	82	0	5	87
9:43 PM	84	1	4	89
9:58 PM	66	1	5	72
10:13 PM	52	0	8	60
10:28 PM	54	0	8	62
10:43 PM	27	1	2	30
10:58 PM	37	0	7	44
11:13 PM	31	0	7	38
11:28 PM	27	0	3	30
11:43 PM	21	1	10	32
11:58 PM	17	0	5	22
12:13 AM	21	0	4	25
12:28 AM	25	0	2	27
12:43 AM	19	1	3	23
12:58 AM	15	0	2	17
1:13 AM	15	0	9	24
1:28 AM	8	1	6	15
1:43 AM	8	0	4	12
1:58 AM	8	0	1	9
2:13 AM	5	0	8	13
2:28 AM	7	0	7	14
2:43 AM	3	1	10	14
2:58 AM	6	0	1	7
3:13 AM	4	1	4	9
3:28 AM	6	0	3	9
3:43 AM	10	0	6	16
3:58 AM	7	0	1	8
4:13 AM	2	0	3	5
4:28 AM	12	0	4	16
4:43 AM	11	0	3	14
4:58 AM	22	0	1	23

5:13 AM	28	3	1	32
5:28 AM	30	0	9	39
5:43 AM	32	1	1	34
5:58 AM	31	0	2	33
6:13 AM	43	5	4	52
6:28 AM	0	0	1	1
Total	11414	211	707	12332
Total %	92.6	1.7	5.7	100.0
AM Times	11:13 AM	7:58 AM	10:58 AM	11:13 AM
AM Peaks	846	39	37	901
PM Times	4:28 PM	3:13 PM	3:13 PM	4:28 PM
PM Peaks	1064	19	46	1119

City of Lloydminster
4420-50 Avenue

Lloydminster, Alberta, Canada T9V 0W2
(780) 875-6184 waguinaldo@lloydminster.ca

Count Name: 44 Street and 62 Avenue (East)
Site Code: 4462E
Start Date: 06/25/2025

Direction (Eastbound)

Start Time	Lights	Mediums	Articulated Trucks	Total
6:28 AM	69	0	9	78
6:43 AM	96	2	8	106
6:58 AM	89	2	9	100
7:13 AM	85	4	4	93
7:28 AM	113	7	11	131
7:43 AM	157	2	9	168
7:58 AM	143	3	12	158
8:13 AM	132	5	8	145
8:28 AM	105	7	6	118
8:43 AM	115	5	5	125
8:58 AM	138	3	10	151
9:13 AM	137	2	8	147
9:28 AM	144	1	11	156
9:43 AM	139	5	10	154
9:58 AM	157	4	6	167
10:13 AM	165	2	13	180
10:28 AM	166	7	12	185
10:43 AM	200	1	7	208
10:58 AM	209	6	15	230
11:13 AM	198	2	14	214
11:28 AM	226	1	7	234
11:43 AM	199	1	12	212
11:58 AM	231	5	12	248
12:13 PM	223	4	6	233
12:28 PM	236	2	12	250
12:43 PM	222	2	16	240
12:58 PM	197	6	10	213
1:13 PM	199	8	12	219
1:28 PM	221	5	8	234
1:43 PM	236	2	13	251
1:58 PM	224	3	11	238
2:13 PM	186	6	8	200
2:28 PM	224	5	9	238
2:43 PM	192	2	9	203
2:58 PM	231	4	8	243
3:13 PM	228	3	10	241
3:28 PM	227	7	8	242
3:43 PM	237	4	15	256
3:58 PM	234	4	14	252

4:13 PM	231	3	7	241
4:28 PM	272	6	10	288
4:43 PM	271	0	9	280
4:58 PM	292	1	9	302
5:13 PM	230	2	13	245
5:28 PM	204	2	4	210
5:43 PM	183	1	12	196
5:58 PM	206	3	10	219
6:13 PM	162	3	13	178
6:28 PM	165	3	9	177
6:43 PM	175	4	7	186
6:58 PM	128	2	7	137
7:13 PM	153	0	7	160
7:28 PM	143	0	4	147
7:43 PM	111	4	9	124
7:58 PM	133	5	5	143
8:13 PM	144	2	8	154
8:28 PM	112	0	6	118
8:43 PM	117	0	7	124
8:58 PM	112	0	11	123
9:13 PM	104	3	7	114
9:28 PM	77	1	9	87
9:43 PM	61	0	6	67
9:58 PM	63	0	8	71
10:13 PM	65	0	4	69
10:28 PM	51	0	3	54
10:43 PM	34	0	6	40
10:58 PM	28	0	3	31
11:13 PM	32	0	0	32
11:28 PM	38	0	5	43
11:43 PM	25	0	1	26
11:58 PM	24	0	10	34
12:13 AM	21	0	5	26
12:28 AM	19	0	1	20
12:43 AM	19	1	5	25
12:58 AM	10	0	3	13
1:13 AM	14	0	4	18
1:28 AM	14	0	6	20
1:43 AM	9	0	5	14
1:58 AM	4	0	3	7
2:13 AM	7	0	7	14
2:28 AM	6	0	5	11
2:43 AM	7	0	4	11
2:58 AM	1	0	4	5
3:13 AM	3	0	8	11
3:28 AM	4	1	5	10
3:43 AM	11	0	4	15
3:58 AM	5	0	3	8
4:13 AM	10	0	2	12
4:28 AM	16	0	4	20
4:43 AM	18	2	1	21
4:58 AM	21	0	5	26

5:13 AM	28	0	5	33
5:28 AM	33	0	4	37
5:43 AM	40	1	5	46
5:58 AM	42	2	7	51
6:13 AM	49	0	5	54
6:28 AM	1	0	0	1
Total	11488	196	726	12410
Total %	92.6	1.6	5.9	100.0
AM Times	11:13 AM	7:58 AM	10:58 AM	11:13 AM
AM Peaks	854	20	48	908
PM Times	4:28 PM	3:13 PM	3:13 PM	4:28 PM
PM Peaks	1065	18	47	1115

City of Lloydminster
4420-50 Avenue

Lloydminster, Alberta, Canada T9V 0W2
(780) 875-6184 waguinaldo@lloydminster.ca

Count Name: 44 Street and 62 Avenue (East)
Site Code: 4462E
Start Date: 06/25/2025

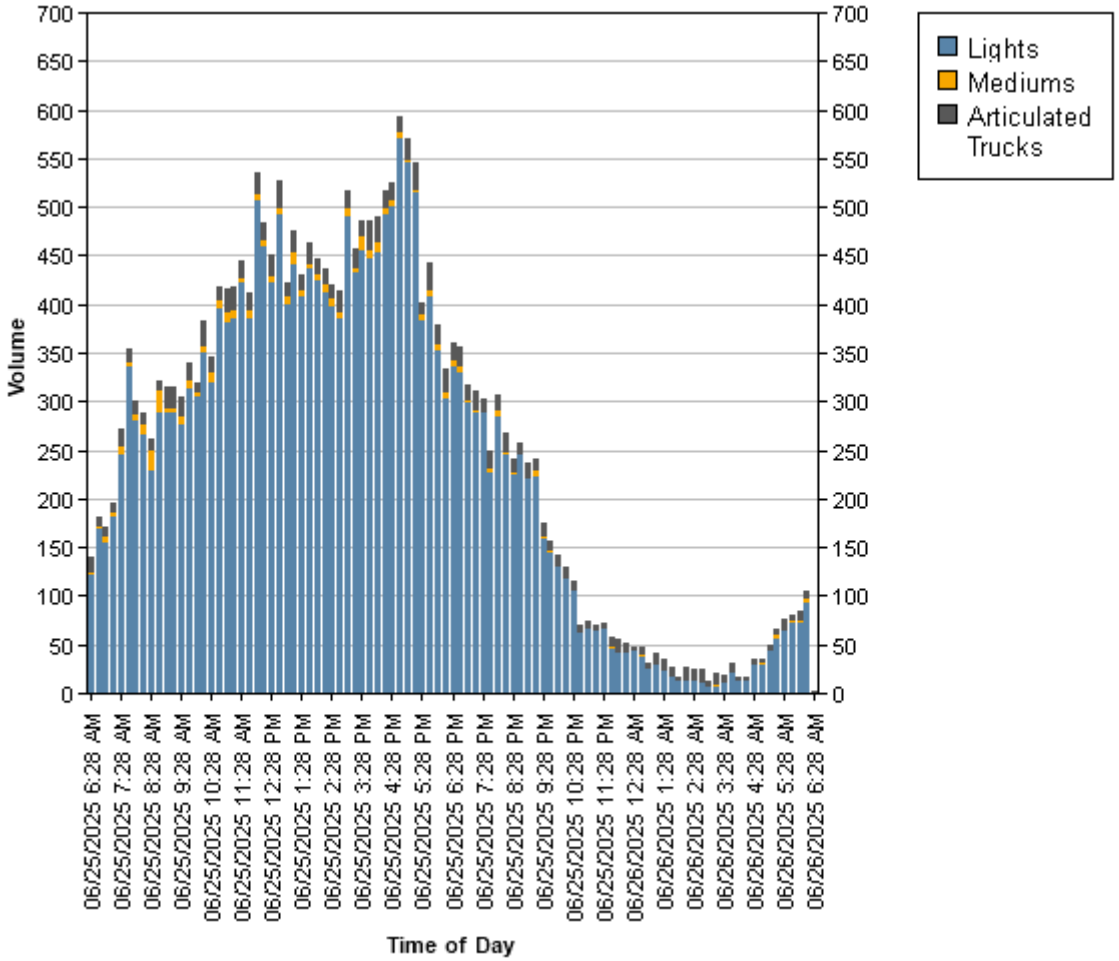

City of Lloydminster
4420-50 Avenue

Lloydminster, Alberta, Canada T9V 0W2
(780) 875-6184 waguinaldo@lloydminster.ca

Count Name: 44 Street and 70 Avenue (East)
Site Code: 4470E
Start Date: 06/26/2025

Direction (Westbound)

Start Time	Lights	Mediums	Articulated Trucks	Total
6:43 AM	110	4	9	123
6:58 AM	96	0	8	104
7:13 AM	121	4	4	129
7:28 AM	135	9	5	149
7:43 AM	150	4	9	163
7:58 AM	173	9	10	192
8:13 AM	168	12	14	194
8:28 AM	144	7	15	166
8:43 AM	168	11	16	195
8:58 AM	144	8	10	162
9:13 AM	169	6	13	188
9:28 AM	146	4	13	163
9:43 AM	180	4	15	199
9:58 AM	179	9	10	198
10:13 AM	168	2	11	181
10:28 AM	211	6	12	229
10:43 AM	205	3	12	220
10:58 AM	240	4	9	253
11:13 AM	261	5	10	276
11:28 AM	280	6	8	294
11:43 AM	290	8	12	310
11:58 AM	282	5	11	298
12:13 PM	264	3	14	281
12:28 PM	213	2	8	223
12:43 PM	273	9	9	291
12:58 PM	238	5	8	251
1:13 PM	276	3	15	294
1:28 PM	293	4	11	308
1:43 PM	290	2	11	303
1:58 PM	254	8	8	270
2:13 PM	261	4	8	273
2:28 PM	264	6	13	283
2:43 PM	253	5	14	272
2:58 PM	235	4	12	251
3:13 PM	277	5	14	296
3:28 PM	254	5	18	277
3:43 PM	235	3	13	251
3:58 PM	280	6	11	297
4:13 PM	274	3	16	293

4:28 PM	252	6	12	270
4:43 PM	258	3	18	279
4:58 PM	298	7	7	312
5:13 PM	223	4	9	236
5:28 PM	279	3	9	291
5:43 PM	239	5	9	253
5:58 PM	236	2	8	246
6:13 PM	229	2	11	242
6:28 PM	206	2	15	223
6:43 PM	198	2	6	206
6:58 PM	187	0	8	195
7:13 PM	151	1	11	163
7:28 PM	137	2	10	149
7:43 PM	165	0	9	174
7:58 PM	171	4	9	184
8:13 PM	155	1	7	163
8:28 PM	120	4	10	134
8:43 PM	123	1	13	137
8:58 PM	102	0	5	107
9:13 PM	99	0	8	107
9:28 PM	81	1	6	88
9:43 PM	66	0	9	75
9:58 PM	51	0	12	63
10:13 PM	67	1	13	81
10:28 PM	54	2	6	62
10:43 PM	32	2	12	46
10:58 PM	28	2	4	34
11:13 PM	23	0	5	28
11:28 PM	22	0	8	30
11:43 PM	19	0	8	27
11:58 PM	17	0	2	19
12:13 AM	14	0	4	18
12:28 AM	14	2	6	22
12:43 AM	13	1	3	17
12:58 AM	11	2	4	17
1:13 AM	12	0	1	13
1:28 AM	8	0	3	11
1:43 AM	7	1	4	12
1:58 AM	9	1	7	17
2:13 AM	9	1	2	12
2:28 AM	5	0	2	7
2:43 AM	7	0	6	13
2:58 AM	5	0	3	8
3:13 AM	7	0	5	12
3:28 AM	7	0	5	12
3:43 AM	7	3	1	11
3:58 AM	7	1	4	12
4:13 AM	12	1	5	18
4:28 AM	15	1	4	20
4:43 AM	25	0	9	34
4:58 AM	36	1	9	46
5:13 AM	30	0	14	44

5:28 AM	57	0	4	61
5:43 AM	47	0	8	55
5:58 AM	45	2	12	59
6:13 AM	64	1	3	68
6:28 AM	99	3	12	114
6:43 AM	4	0	3	7
Total	13318	285	861	14464
Total %	92.1	2.0	6.0	100.0
AM Times	11:13 AM	7:58 AM	9:28 AM	11:13 AM
AM Peaks	1113	39	49	1178
PM Times	4:13 PM	2:28 PM	3:58 PM	4:13 PM
PM Peaks	1082	20	57	1154

City of Lloydminster
4420-50 Avenue

Lloydminster, Alberta, Canada T9V 0W2
(780) 875-6184 waguinaldo@lloydminster.ca

Count Name: 44 Street and 70 Avenue (East)
Site Code: 4470E
Start Date: 06/26/2025

Direction (Eastbound)

Start Time	Lights	Mediums	Articulated Trucks	Total
6:43 AM	90	3	2	95
6:58 AM	93	2	6	101
7:13 AM	93	0	13	106
7:28 AM	134	2	5	141
7:43 AM	216	2	8	226
7:58 AM	151	4	7	162
8:13 AM	166	8	7	181
8:28 AM	160	3	10	173
8:43 AM	165	8	9	182
8:58 AM	160	4	9	173
9:13 AM	195	9	7	211
9:28 AM	183	8	13	204
9:43 AM	206	8	8	222
9:58 AM	203	1	16	220
10:13 AM	190	5	11	206
10:28 AM	191	5	7	203
10:43 AM	256	8	7	271
10:58 AM	241	9	6	256
11:13 AM	233	4	11	248
11:28 AM	250	12	10	272
11:43 AM	292	8	10	310
11:58 AM	288	8	17	313
12:13 PM	283	3	8	294
12:28 PM	255	2	18	275
12:43 PM	270	6	7	283
12:58 PM	269	9	7	285
1:13 PM	223	2	13	238
1:28 PM	246	6	13	265
1:43 PM	281	3	7	291
1:58 PM	259	4	9	272
2:13 PM	286	3	19	308
2:28 PM	242	8	9	259
2:43 PM	251	3	15	269
2:58 PM	268	6	7	281
3:13 PM	298	9	14	321
3:28 PM	284	7	7	298
3:43 PM	291	4	14	309
3:58 PM	287	4	11	302
4:13 PM	313	5	13	331

4:28 PM	311	7	15	333
4:43 PM	278	8	14	300
4:58 PM	288	6	14	308
5:13 PM	331	3	15	349
5:28 PM	271	3	12	286
5:43 PM	252	0	19	271
5:58 PM	249	0	10	259
6:13 PM	268	7	7	282
6:28 PM	194	1	12	207
6:43 PM	224	1	16	241
6:58 PM	213	2	6	221
7:13 PM	193	1	8	202
7:28 PM	176	1	13	190
7:43 PM	155	1	9	165
7:58 PM	172	0	10	182
8:13 PM	186	4	11	201
8:28 PM	159	0	10	169
8:43 PM	168	1	5	174
8:58 PM	141	2	7	150
9:13 PM	119	2	6	127
9:28 PM	122	0	6	128
9:43 PM	96	0	15	111
9:58 PM	90	0	7	97
10:13 PM	70	0	4	74
10:28 PM	49	1	8	58
10:43 PM	47	1	10	58
10:58 PM	39	0	6	45
11:13 PM	34	1	3	38
11:28 PM	20	0	8	28
11:43 PM	31	0	4	35
11:58 PM	24	0	7	31
12:13 AM	14	0	5	19
12:28 AM	20	0	5	25
12:43 AM	20	0	4	24
12:58 AM	16	0	10	26
1:13 AM	14	0	4	18
1:28 AM	13	1	10	24
1:43 AM	5	1	2	8
1:58 AM	4	0	3	7
2:13 AM	12	1	2	15
2:28 AM	10	0	3	13
2:43 AM	8	0	4	12
2:58 AM	8	1	1	10
3:13 AM	4	0	4	8
3:28 AM	7	2	5	14
3:43 AM	17	0	5	22
3:58 AM	9	0	6	15
4:13 AM	7	1	2	10
4:28 AM	17	1	3	21
4:43 AM	13	0	4	17
4:58 AM	16	3	3	22
5:13 AM	20	0	4	24

5:28 AM	20	0	4	24
5:43 AM	20	2	2	24
5:58 AM	42	1	6	49
6:13 AM	36	0	5	41
6:28 AM	66	3	3	72
6:43 AM	5	0	0	5
Total	14175	275	796	15246
Total %	93.0	1.8	5.2	100.0
AM Times	11:13 AM	7:58 AM	9:28 AM	11:13 AM
AM Peaks	1063	23	48	1143
PM Times	4:13 PM	2:28 PM	3:58 PM	4:13 PM
PM Peaks	1190	26	53	1272

City of Lloydminster
4420-50 Avenue

Lloydminster, Alberta, Canada T9V 0W2
(780) 875-6184 waguinaldo@lloydminster.ca

Count Name: 44 Street and 70 Avenue (East)
Site Code: 4470E
Start Date: 06/26/2025

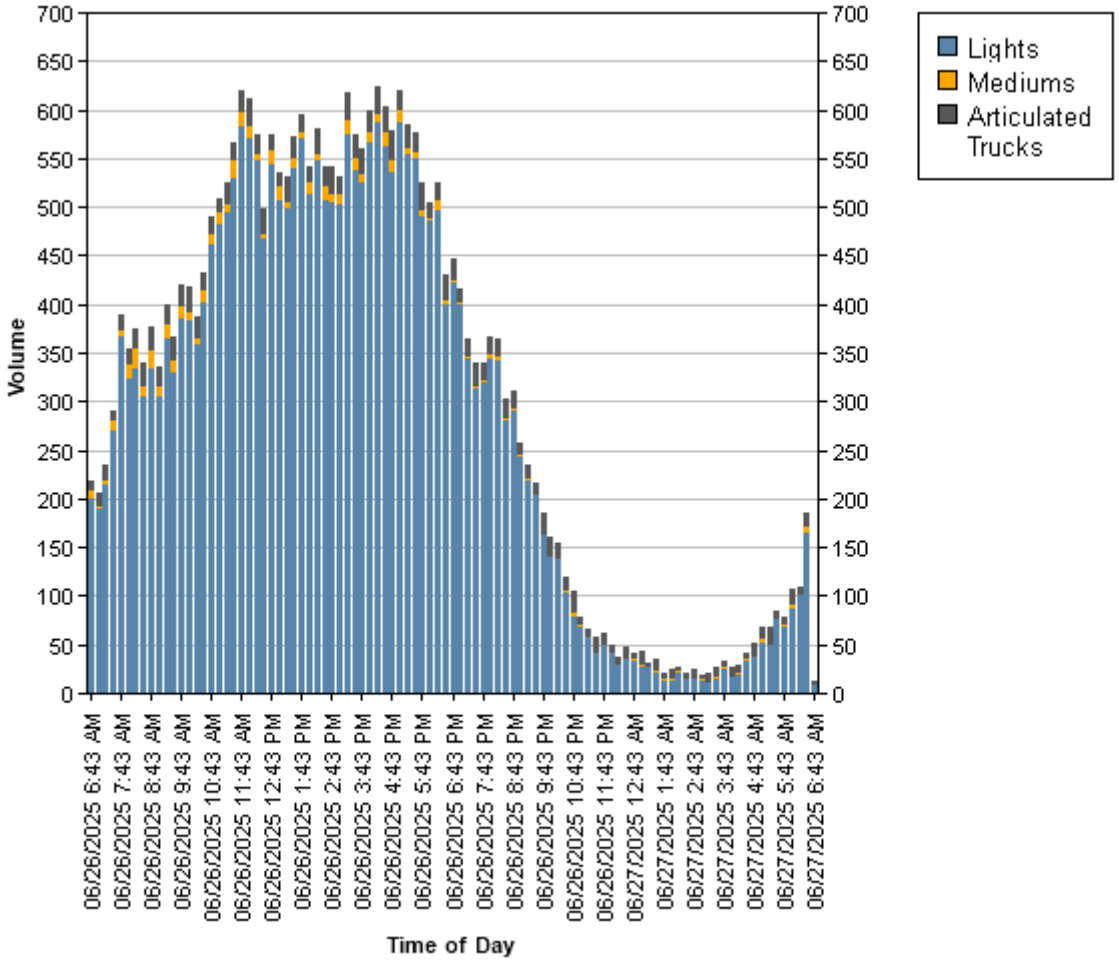

City of Lloydminster
4420-50 Avenue

Lloydminster, Alberta, Canada T9V 0W2
(780) 875-6184 waguinaldo@lloydminster.ca

Count Name: 67 Street and 50 Avenue (West)_
Site Code: 6750W
Start Date: 07/23/2025

Direction (Westbound)

Start Time	Lights	Mediums	Articulated Trucks	Total
7:01 AM	30	0	2	32
7:16 AM	26	1	0	27
7:31 AM	40	0	1	41
7:46 AM	69	2	3	74
8:01 AM	29	1	3	33
8:16 AM	23	3	1	27
8:31 AM	22	3	3	28
8:46 AM	17	1	2	20
9:01 AM	21	2	1	24
9:16 AM	16	0	0	16
9:31 AM	23	2	0	25
9:46 AM	16	1	4	21
10:01 AM	15	4	1	20
10:16 AM	20	3	1	24
10:31 AM	21	5	0	26
10:46 AM	18	5	1	24
11:01 AM	17	7	2	26
11:16 AM	11	1	2	14
11:31 AM	21	3	2	26
11:46 AM	19	7	2	28
12:01 PM	29	1	4	34
12:16 PM	18	4	4	26
12:31 PM	26	5	1	32
12:46 PM	28	2	1	31
1:01 PM	24	1	4	29
1:16 PM	24	2	6	32
1:31 PM	21	4	4	29
1:46 PM	33	2	4	39
2:01 PM	15	5	2	22
2:16 PM	20	6	2	28
2:31 PM	22	6	1	29
2:46 PM	29	5	2	36
3:01 PM	29	3	7	39
3:16 PM	18	1	4	23
3:31 PM	32	3	0	35
3:46 PM	27	2	3	32
4:01 PM	35	5	1	41
4:16 PM	25	2	2	29
4:31 PM	31	3	1	35

4:46 PM	36	3	1	40
5:01 PM	34	9	7	50
5:16 PM	33	3	2	38
5:31 PM	25	0	2	27
5:46 PM	18	1	3	22
6:01 PM	24	1	0	25
6:16 PM	14	2	4	20
6:31 PM	23	1	1	25
6:46 PM	22	1	0	23
7:01 PM	12	1	2	15
7:16 PM	7	1	1	9
7:31 PM	11	0	2	13
7:46 PM	11	1	0	12
8:01 PM	17	0	2	19
8:16 PM	11	0	1	12
8:31 PM	7	0	2	9
8:46 PM	9	0	2	11
9:01 PM	10	0	1	11
9:16 PM	16	0	0	16
9:31 PM	5	0	1	6
9:46 PM	8	0	0	8
10:01 PM	10	0	0	10
10:16 PM	5	0	0	5
10:31 PM	3	0	1	4
10:46 PM	3	0	0	3
11:01 PM	2	0	0	2
11:16 PM	1	0	0	1
11:31 PM	2	1	0	3
11:46 PM	3	0	0	3
12:01 AM	0	0	0	0
12:16 AM	0	0	0	0
12:31 AM	1	0	0	1
12:46 AM	1	0	0	1
1:01 AM	0	0	0	0
1:16 AM	1	0	0	1
1:31 AM	0	0	0	0
1:46 AM	3	0	0	3
2:01 AM	0	0	1	1
2:16 AM	1	0	0	1
2:31 AM	0	0	0	0
2:46 AM	2	0	0	2
3:01 AM	0	0	0	0
3:16 AM	0	0	1	1
3:31 AM	1	0	0	1
3:46 AM	0	0	0	0
4:01 AM	2	0	0	2
4:16 AM	0	0	0	0
4:31 AM	2	0	0	2
4:46 AM	2	0	0	2
5:01 AM	3	0	1	4
5:16 AM	3	0	0	3
5:31 AM	10	0	2	12

5:46 AM	9	1	1	11
6:01 AM	21	0	0	21
6:16 AM	13	0	1	14
6:31 AM	35	0	0	35
6:46 AM	50	1	3	54
7:01 AM	0	0	0	0
Total	1502	140	129	1771
Total %	84.8	7.9	7.3	100.0
AM Times	7:01 AM	10:16 AM	7:16 AM	7:01 AM
AM Peaks	165	20	7	174
PM Times	4:46 PM	1:46 PM	1:01 PM	4:46 PM
PM Peaks	128	19	18	155

City of Lloydminster
4420-50 Avenue

Lloydminster, Alberta, Canada T9V 0W2
(780) 875-6184 waguinaldo@lloydminster.ca

Count Name: 67 Street and 50 Avenue (West)_
Site Code: 6750W
Start Date: 07/23/2025

Direction (Eastbound)

Start Time	Lights	Mediums	Articulated Trucks	Total
7:01 AM	20	4	1	25
7:16 AM	18	5	7	30
7:31 AM	23	7	3	33
7:46 AM	15	3	3	21
8:01 AM	16	5	3	24
8:16 AM	16	5	5	26
8:31 AM	16	1	2	19
8:46 AM	13	2	3	18
9:01 AM	10	3	3	16
9:16 AM	18	5	5	28
9:31 AM	16	2	3	21
9:46 AM	19	2	0	21
10:01 AM	12	2	1	15
10:16 AM	17	6	1	24
10:31 AM	17	5	2	24
10:46 AM	17	4	2	23
11:01 AM	16	3	0	19
11:16 AM	18	2	4	24
11:31 AM	27	4	0	31
11:46 AM	19	6	3	28
12:01 PM	30	4	2	36
12:16 PM	28	4	2	34
12:31 PM	25	1	2	28
12:46 PM	24	0	3	27
1:01 PM	24	2	1	27
1:16 PM	26	2	2	30
1:31 PM	28	2	3	33
1:46 PM	34	5	3	42
2:01 PM	21	4	3	28
2:16 PM	17	2	5	24
2:31 PM	24	7	1	32
2:46 PM	33	2	1	36
3:01 PM	25	1	0	26
3:16 PM	36	1	2	39
3:31 PM	27	3	3	33
3:46 PM	34	2	3	39
4:01 PM	37	0	1	38
4:16 PM	41	1	4	46
4:31 PM	47	0	3	50

4:46 PM	43	2	1	46
5:01 PM	52	1	2	55
5:16 PM	68	1	2	71
5:31 PM	58	0	3	61
5:46 PM	37	1	3	41
6:01 PM	26	1	5	32
6:16 PM	20	0	1	21
6:31 PM	27	0	2	29
6:46 PM	26	0	0	26
7:01 PM	17	0	1	18
7:16 PM	11	0	1	12
7:31 PM	15	0	0	15
7:46 PM	14	0	0	14
8:01 PM	22	0	0	22
8:16 PM	17	0	1	18
8:31 PM	11	0	0	11
8:46 PM	4	0	0	4
9:01 PM	5	0	0	5
9:16 PM	6	0	1	7
9:31 PM	8	0	0	8
9:46 PM	9	0	0	9
10:01 PM	6	0	0	6
10:16 PM	6	0	0	6
10:31 PM	6	0	0	6
10:46 PM	3	0	0	3
11:01 PM	4	0	0	4
11:16 PM	4	0	0	4
11:31 PM	0	0	0	0
11:46 PM	2	0	0	2
12:01 AM	1	0	0	1
12:16 AM	3	0	0	3
12:31 AM	2	0	1	3
12:46 AM	3	0	0	3
1:01 AM	0	0	0	0
1:16 AM	1	0	0	1
1:31 AM	1	0	1	2
1:46 AM	0	0	0	0
2:01 AM	2	0	0	2
2:16 AM	1	0	0	1
2:31 AM	2	0	0	2
2:46 AM	0	1	0	1
3:01 AM	0	0	2	2
3:16 AM	1	0	1	2
3:31 AM	0	0	0	0
3:46 AM	1	0	0	1
4:01 AM	3	0	1	4
4:16 AM	1	0	1	2
4:31 AM	3	0	0	3
4:46 AM	3	0	0	3
5:01 AM	6	0	1	7
5:16 AM	2	0	1	3
5:31 AM	2	0	2	4

5:46 AM	3	2	0	5
6:01 AM	8	4	1	13
6:16 AM	8	2	0	10
6:31 AM	5	3	5	13
6:46 AM	14	5	2	21
7:01 AM	0	0	0	0
Total	1507	142	137	1786
Total %	84.4	8.0	7.7	100.0
AM Times	7:01 AM	10:16 AM	7:16 AM	7:01 AM
AM Peaks	76	18	16	109
PM Times	4:46 PM	1:46 PM	1:01 PM	4:46 PM
PM Peaks	221	18	9	233

City of Lloydminster
4420-50 Avenue

Lloydminster, Alberta, Canada T9V 0W2
(780) 875-6184 waguinaldo@lloydminster.ca
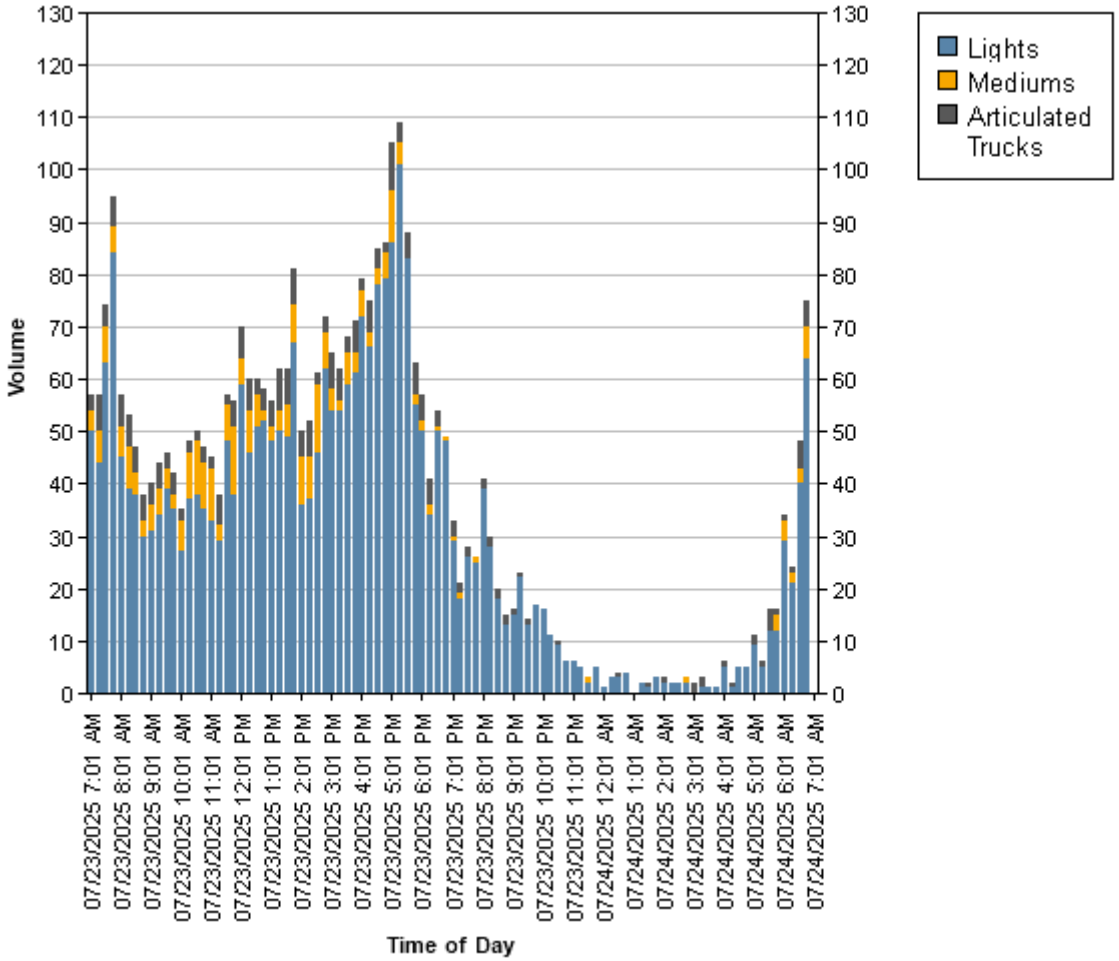
Count Name: 67 Street and 50 Avenue (West)_
Site Code: 6750W
Start Date: 07/23/2025