

City of Lloydminster 2018 Building Statistics

Year To Date

Month	Commercial				Industrial				Institutional				Residential												Permit Total											
	New	Prt.	Improvement	Prt.	New	Prt.	Improvement	Prt.	New	Prt.	Improvement	Prt.	New Single Det.	#	Prt.	Semi-Detached	#	Prt.	Mobile Home	#	Prt.	New Apartment	#	Prt.	New Rowhouse	#	Prt.	New Townhouse	#	Prt.	Improvement	Prt.	Garage	# of Dwellings	Prts.	Value (\$)
January	\$0.00	0	\$335,000.00	4	\$0.00	0	\$0.00	0	\$0.00	0	\$0.00	0	\$180,000.00	1	0	\$0.00	0	0	\$0.00	0	0	\$0.00	0	0	\$0.00	0	\$0.00	0	8	\$90,000.00	0	\$0.00	1	13	\$605,000.00	
February	\$0.00	0	\$129,000.00	2	\$0.00	0	\$0.00	0	\$0.00	0	\$0.00	0	\$1,234,000.00	4	0	\$0.00	0	0	\$0.00	0	0	\$0.00	0	0	\$0.00	0	\$0.00	0	6	\$209,500.00	0	\$0.00	4	12	\$1,572,500.00	
March	\$400,000.00	1	\$675,900.00	5	\$0.00	0	\$0.00	0	\$0.00	0	\$540,000.00	2	0	\$0.00	0	\$0.00	0	0	\$0.00	0	0	\$0.00	0	0	\$0.00	0	\$0.00	0	4	\$16,000.00	0	\$0.00	0	12	\$1,631,900.00	
April	\$0.00	0	\$582,447.00	2	\$0.00	0	\$0.00	0	\$0.00	0	\$0.00	0	\$1,365,000.00	4	0	\$0.00	0	0	\$0.00	0	0	\$0.00	0	0	\$0.00	0	\$0.00	0	5	\$42,000.00	0	\$0.00	4	11	\$1,989,447.00	
May	\$0.00	0	\$280,000.00	1	\$0.00	0	\$0.00	0	\$0.00	0	\$0.00	0	\$1,425,000.00	5	0	\$0.00	0	0	\$0.00	0	0	\$0.00	0	0	\$0.00	0	\$0.00	0	10	\$0.00	0	\$0.00	5	17	\$2,028,966.00	
June	\$0.00	0	\$285,300.00	4	\$0.00	0	\$12,000.00	1	\$0.00	0	\$101,400.00	1	8	\$2,430,000.00	8	0	\$0.00	0	0	\$0.00	0	0	\$0.00	0	0	\$0.00	0	\$0.00	0	17	\$103,300.00	0	\$0.00	8	31	\$2,932,000.00
July	\$0.00	0	\$1,073,660.00	3	\$0.00	0	\$0.00	0	\$0.00	0	\$617,000.00	3	3	\$1,062,000.00	3	0	\$0.00	0	0	\$0.00	0	0	\$0.00	0	0	\$0.00	0	14	\$333,900.00	2	\$47,000.00	3	25	\$3,133,560.00		
August	\$1,123,795.00	3	\$427,000.00	4	\$0.00	0	\$0.00	0	\$0.00	0	\$430,000.00	1	2	\$485,000.00	2	0	\$0.00	0	0	\$0.00	0	0	\$0.00	0	0	\$0.00	0	\$0.00	0	11	\$137,200.00	1	\$25,000.00	2	22	\$2,627,995.00
September	\$0.00	0	\$509,538.00	4	\$0.00	0	\$0.00	0	\$0.00	0	\$0.00	0	\$400,000.00	1	0	\$0.00	0	0	\$0.00	0	0	\$0.00	0	0	\$0.00	0	\$0.00	0	9	\$283,800.00	0	\$0.00	1	14	\$1,173,338.00	
October	\$0.00	0	\$601,200.00	6	\$0.00	0	\$500,000.00	1	\$0.00	0	\$0.00	0	\$4	\$1,175,000.00	4	0	\$0.00	0	0	\$0.00	0	0	\$0.00	0	0	\$0.00	0	\$0.00	0	4	\$183,500.00	0	\$0.00	4	15	\$2,459,700.00
November	\$1,000,000.00	1	\$410,000.00	4	\$0.00	0	\$0.00	0	\$0.00	0	\$0.00	0	5	\$2,110,000.00	5	0	\$0.00	0	0	\$0.00	0	0	\$0.00	0	0	\$0.00	0	\$0.00	0	2	\$17,500.00	0	\$0.00	5	12	\$3,547,500.00
December	\$0.00	0	\$0.00	0	\$0.00	0	\$0.00	0	\$0.00	0	\$0.00	0	0	\$0.00	0	0	\$0.00	0	0	\$0.00	0	0	\$0.00	0	0	\$0.00	0	\$0.00	0	0	\$0.00	0	0	0	0	\$0.00
Totals	\$2,523,795.00	5	\$5,309,045.00	39	\$0.00	0	\$512,000.00	2	\$0.00	0	\$1,825,866.00	8	37	\$11,866,000.00	37	0	\$0.00	0	\$0.00	0	\$0.00	0	\$0.00	0	\$0.00	0	\$0.00	0	90	\$1,581,200.00	3	\$72,000.00	37	184	\$23,689,906.00	

Year To Year Totals

Year	Commercial				Industrial				Institutional				Residential												Permit Total														
	New	Prt.	Improvement	Prt.	New	Prt.	Improvement	Prt.	New	Prt.	Improvement	Prt.	New Single Det.	#	Prt.	Semi-Detached	#	Prt.	Mobile Home	#	Prt.	New Apartment	#	Prt.	New Rowhouse	#	Prt.	New Townhouse	#	Prt.	Improvement	Prt.	Garage	# of Dwellings	Prts.	Value (\$)			
2018	\$2,523,795.00	5	\$5,309,045.00	39	\$0.00	0	\$512,000.00	2	\$0.00	0	\$1,825,866.00	8	37	\$11,866,000.00	37	0	\$0.00	0	\$0.00	0	0	\$0.00	0	0	\$0.00	0	\$0.00	0	90	\$1,581,200.00	3	\$72,000.00	37	184	\$23,689,906.00				
2017	\$10,848,000.00	5	\$6,812,660.00	46	\$1,850,000.00	2	\$476,098.15	5	\$674,000.00	1	\$760,000.00	2	51	\$16,321,900.00	51	0	\$0.00	0	0	\$0.00	0	0	\$0.00	0	0	\$1,545,000.00	8	1	\$465,000.00	4	89	\$1,020,460.00	6	\$121,500.00	63	212	\$40,732,618.15		
2016	\$4,858,293.00	7	\$5,887,433.00	35	\$2,400,000.00	5	\$384,000.00	3	\$0.00	0	\$4,580,000.00	3	51	\$16,125,057.00	51	0	\$0.00	0	1	\$85,000.00	1	0	\$0.00	0	1	\$860,000.00	6	0	\$0.00	0	141	\$1,629,521.00	8	\$175,452.00	58	257	\$36,784,756.00		
2015	\$36,380,121.00	27	\$12,764,942.00	50	\$9,579,783.00	7	\$450,030.00	3	\$0.00	0	\$14,492,183.00	6	107	\$36,733,668.00	107	0	\$0.00	0	0	\$0.00	0	0	\$0.00	0	1	\$1,000,000.00	6	2	\$1,200,000.00	8	172	\$6,414,697.61	12	\$255,000.00	124	375	\$119,270,424.61		
2014	\$36,105,414.00	17	\$8,760,278.00	37	\$19,218,290.00	11	\$1,217,000.00	3	\$90,000.00	1	\$3,294,000.00	4	254	\$68,331,474.00	245	0	\$0.00	0	3	\$372,000.00	3	6	\$25,358,000.00	300	2	\$1,400,000.00	16	9	\$4,137,218.00	36	217	\$4,247,205.00	44	\$204,000.00	600	599	\$172,734,879.50		
2013	\$56,345,014.42	15	\$16,718,307.00	52	\$21,371,379.00	17	\$2,985,404.00	10	\$9,000,000.00	1	\$657,651.00	7	241	\$84,885,874.00	245	0	\$0.00	0	3	\$404,000.00	3	0	\$0.00	0	28	\$13,756,506.00	132	1	\$600,367.00	4	199	\$1,440,943.87	11	\$243,716.00	384	585	\$188,409,162.29		
2012	\$10,380,900.00	11	\$6,739,590.00	44	\$13,130,000.00	15	\$7,473,810.00	14	\$45,981,995.00	7	\$1,331,847.00	7	253	\$65,842,990.00	253	0	\$0.00	0	8	\$800,000.00	8	5	\$21,400,000.00	206	24	\$13,504,107.00	115	1	\$524,077.00	4	182	\$1,377,717.00	12	\$285,301.00	586	583	\$188,772,134.00		
2011	\$11,167,059.00	17	\$7,150,574.00	42	\$25,931,706.00	27	\$521,500.00	4	\$57,541,220.00	10	\$1,210,229.00	6	234	\$59,614,276.00	234	0	\$0.00	0	8	\$1,004,151.00	8	1	\$4,095,000.00	63	6	\$6,822,325.00	50	3	\$3,643,000.00	18	198	\$1,314,344.00	22	\$310,188.00	373	578	\$180,325,572.00		
2010	\$26,663,773.00	10	\$6,615,408.00	56	\$19,983,378.00	9	\$1,068,065.00	6	\$118,000.00	3	\$6,230,023.00	12	180	\$44,756,679.00	180	1	\$435,000.00	2	5	\$641,630.00	5	0	\$0.00	0	1	\$965,000.00	5	3	\$2,684,775.00	27	238	\$2,016,103.00	22	\$286,381.00	219	546	\$112,464,215.00		
2009	\$6,953,000.00	6	\$12,225,290.00	31	\$12,225,290.00	1	\$1,163,300.00	6	\$1,363,000.00	2	\$1,110,800.00	4	81	\$18,016,975.00	81	0	\$0.00	0	6	\$660,000.00	6	1	\$3,600,000.00	24	0	\$0.00	0	1	\$471,590.00	3	230	\$1,832,793.00	24	\$366,355.00	114	393	\$47,738,303.00		
2008	\$8,229,810.00	15	\$8,097,150.00	45	\$5,189,909.00	6	\$329,820.00	2	\$0.00	0	\$3,857,184.00	9	142	\$33,857,028.73	142	0	\$0.00	0	1	\$131,000.00	1	5	\$24,822,011.00	181	3	\$1,901,920.00	14	2	\$7,355,260.00	42	267	\$2,408,840.00	5	\$76,620.00	380	502	\$96,055,552.73		
2007	\$21,023,000.00	13	\$13,405,400.00	45	\$5,330,000.00	9	\$4,698,100.00	10	\$0.00	0	\$2,840,421.00	7	254	\$53,675,345.27	254	1	\$96,440.00	2	0	\$0.00	0	3	\$8,700,000.00	65	3	\$5,787,318.27	65	0	\$0.00	0	283	\$2,202,077.86	41	\$469,109.03	386	669	\$118,627,261.43		
2006	\$5,541,130.00	10	\$7,284,085.24	35	\$9,916,754.50	14	\$739,000.00	6	\$6,591,758.60	3	\$8,900,517.00	5	260	\$15,505,457.27	260	4	1,052,773.00	2	0	\$0.00	0	8	\$10,642,100.00	139	1	\$7,537,500.00	75	185	\$4,227,143.23	29	\$407,850.00	494	562	\$116,194,068.84					
2005	\$12,221,000.00	5	\$4,754,800.00	32	\$15,569,701.00	19	\$2,110,245.00	12	\$26,847,000.00	2	\$1,485,500.00	4	262	\$40,347,884.00	262	1	2,288,000.00	22	0	\$0.00	0	5	\$10,967,000.00	158	3	\$4,480,000.00	62	0	\$0.00	0	129	\$1,210,745.00	31	\$252,902.00	504	505	\$122,534,777.00		
2004	\$10,203,005.00	19	\$3,015,208.05	43	\$7,521,914.00	17	\$756,775.00	7	\$275,000.00	1	\$676,100.00	3	264	\$35,503,300.00	264	0	\$0.00	0	0	\$0.00	0	2	\$10,800,000.00	98	0	\$0.00	0	1	\$1,800,000.00	36	96	\$1,078,050.00	33	\$326,308.00	398	486	\$71,955,660.05		
2003	\$7,177,500.00	10	\$6,229,928.00	38	\$1,095,525.00	7	\$65,155.32	9	\$0.00	0	\$113,487.00	5	197	\$23,615,800.00	197	0	\$0.00	0	2	\$110,000.00	2	0	\$0.00	0	0	\$0.00	0	\$0.00	0	0	\$0.00	0	78	\$1,036,150.25	25	\$182,800.00	199	371	\$39,626,345.32

2018 ALBERTA VS. SASKATCHEWAN PERMIT TOTALS

Alberta

	Residential			Prt	Commercial \$	Prt	Industrial \$	Prt	Institutional \$				
	Prt	New Dwelling \$	#							Improvement \$	Garage \$		
January	0	\$0.00	0	3	\$55,000.00	0	\$0.00	3	\$295,000.00	0	\$0.00	0	\$0.00
February	3	\$1,079,000.00	3	3	\$96,000.00	0	\$0.00	2	\$129,000.00	0	\$0.00	0	\$0.00
March	0	\$0.00	0	4	\$16,000.00	0	\$0.00	6	\$1,075,900.00	0	\$0.00	1	\$40,000.00
April	3	\$1,140,000.00	3	1	\$20,000.00	0	\$0.00	2	\$582,447.00	0	\$0.00	0	\$0.00
May	2	\$560,000.00	2	6	\$16,500.00	0	\$0.00	1	\$280,000.00	0	\$0.00	0	\$0.00
June	7	\$2,255,000.00	7	10	\$63,300.00	0	\$0.00	3	\$181,000.00	1	\$12,000.00	1	\$101,400.00
July	3	\$1,062,000.00	3	11	\$315,500.00	0	\$0.00	2	\$223,660.00	0	\$0.00	2	\$17,000.00
August	2	\$485,000.00	2	7	\$38,700.00	0	\$0.00	6	\$1,178,000.00	0	\$0.00	1	\$430,000.00
September	1	\$400,000.00	1	7	\$240,800.00	0	\$0.00	3	\$409,538.00	0	\$0.00	0	\$0.00
October	3	\$955,000.00	3	3	\$43,500.00	0	\$0.00	6	\$601,200.00	0	\$0.00	0	\$0.00
November	5	\$2,110,000.00	5	1	\$2,500.00	0	\$0.00	4	\$1,390,000.00	0	\$0.00	0	\$0.00
December	0	\$0.00	0	0	\$0.00	0	\$0.00	0	\$0.00	0	\$0.00	0	\$0.00
Total	29	\$10,046,000.00	29	56	\$907,800.00	0	\$0.00	38	\$6,345,745.00	1	\$12,000.00	5	\$588,400.00

Total Permits		
Permits	Value \$	Dwellings
6	\$350,000.00	0
8	\$1,304,000.00	3
11	\$1,131,900.00	0
6	\$1,742,447.00	3
9	\$856,500.00	2
22	\$2,612,700.00	7
18	\$1,618,160.00	3
16	\$2,131,700.00	2
11	\$1,050,338.00	1
12	\$1,599,700.00	3
10	\$3,502,500.00	5
0	\$0.00	0
129	\$17,899,945.00	29

Monthly Totals

	Prts	Value \$	Dwell #
January	13	\$605,000.00	1
February	12	\$1,572,500.00	4
March	12	\$1,631,900.00	0
April	11	\$1,989,447.00	4
May	17	\$2,026,966.00	5
June	31	\$2,932,000.00	8
July	25	\$3,133,560.00	3
August	22	\$2,627,995.00	2
September	14	\$1,173,338.00	1
October	15	\$2,459,700.00	4
November	12	\$3,537,500.00	5
December	0	\$0.00	0
Year To Date	184	\$23,689,906.00	37

% of Total Permits 70.11% 75.56% 78.38%

Saskatchewan

	Residential			Prt	Commercial \$	Prt	Industrial \$	Prt	Institutional \$				
	Prt	New Dwelling \$	#							Improvement \$	Garage \$		
January	1	\$180,000.00	1	5	\$35,000.00	0	\$0.00	1	\$40,000.00	0	\$0.00	0	\$0.00
February	1	\$155,000.00	1	3	\$113,500.00	0	\$0.00	0	\$0.00	0	\$0.00	0	\$0.00
March	0	\$0.00	0	0	\$0.00	0	\$0.00	0	\$0.00	0	\$0.00	1	\$500,000.00
April	1	\$225,000.00	1	4	\$22,000.00	0	\$0.00	0	\$0.00	0	\$0.00	0	\$0.00
May	3	\$865,000.00	3	4	\$168,000.00	0	\$0.00	0	\$0.00	0	\$0.00	1	\$137,466.00
June	1	\$175,000.00	1	7	\$40,000.00	0	\$0.00	1	\$104,300.00	0	\$0.00	0	\$0.00
July	0	\$0.00	0	3	\$18,400.00	2	\$47,000.00	1	\$850,000.00	0	\$0.00	1	\$600,000.00
August	0	\$0.00	0	4	\$98,500.00	1	\$25,000.00	1	\$372,795.00	0	\$0.00	0	\$0.00
September	0	\$0.00	0	2	\$23,000.00	0	\$0.00	1	\$100,000.00	0	\$0.00	0	\$0.00
October	1	\$220,000.00	1	1	\$140,000.00	0	\$0.00	0	\$0.00	1	\$500,000.00	0	\$0.00
November	0	\$0.00	0	1	\$15,000.00	0	\$0.00	1	\$20,000.00	0	\$0.00	0	\$0.00
December	0	\$0.00	0	0	\$0.00	0	\$0.00	0	\$0.00	0	\$0.00	0	\$0.00
Total	8	\$1,820,000.00	8	34	\$673,400.00	3	\$72,000.00	6	\$1,487,095.00	1	\$500,000.00	3	\$1,237,466.00

Total Permits		
Permits	Value \$	Dwellings
7	\$255,000.00	1
4	\$268,500.00	1
1	\$500,000.00	0
5	\$247,000.00	1
8	\$1,170,466.00	3
9	\$319,300.00	1
7	\$1,515,400.00	0
6	\$496,295.00	0
3	\$123,000.00	0
3	\$860,000.00	1
2	\$35,000.00	0
0	\$0.00	0
55	\$5,789,961.00	8

% of Total Permits 29.89% 24.44% 21.62%



184

Permits issued
in 2018



\$23,689,906

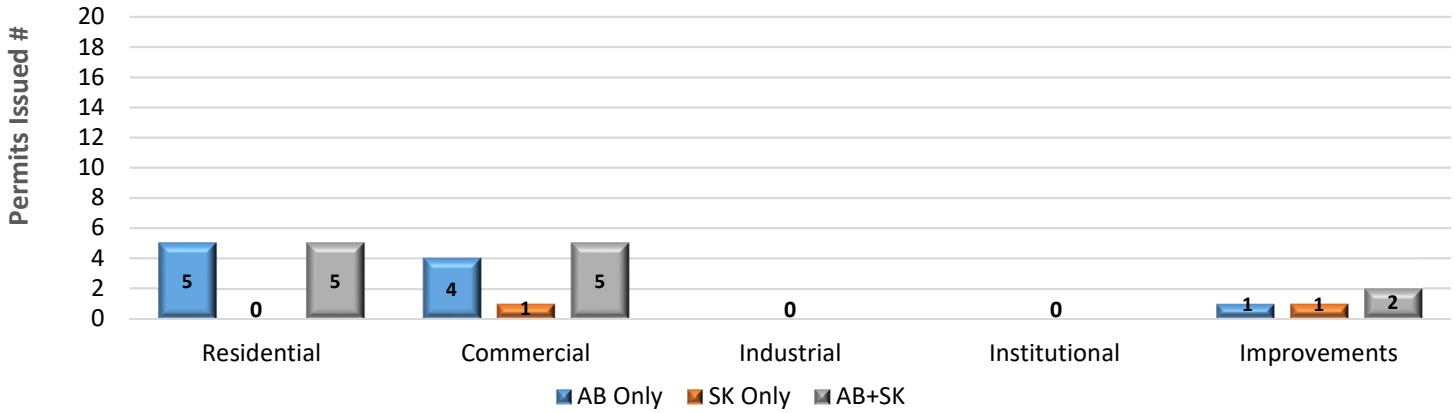
Permit value in
2018



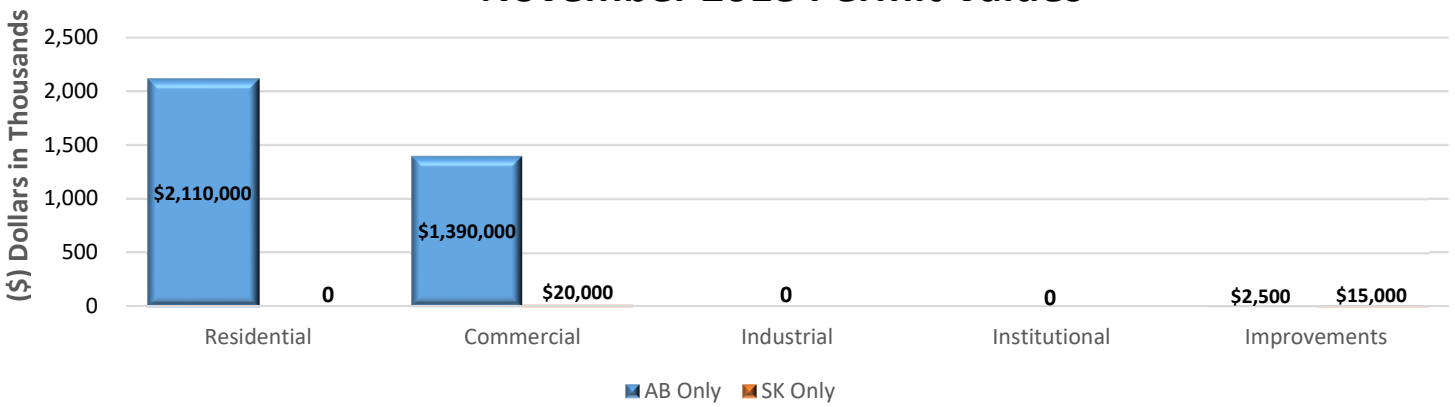
37

New Dwellings
in 2018

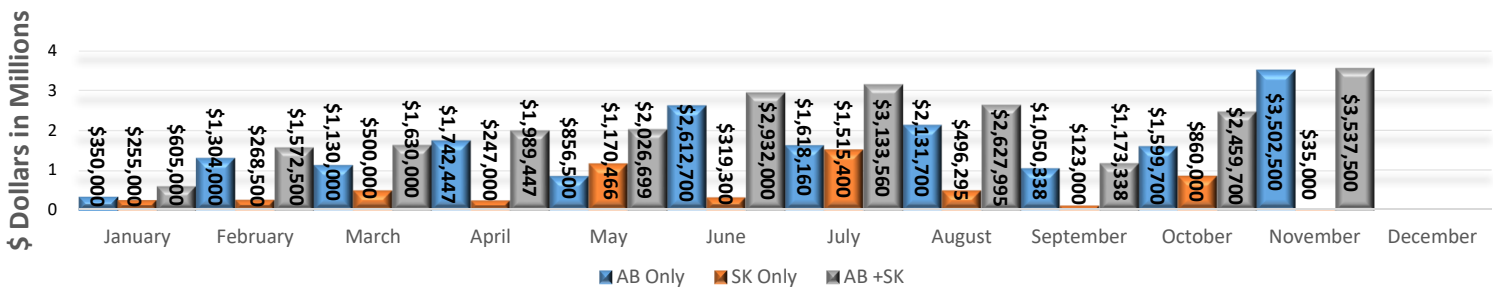
November 2018 - Permits Issued



November 2018 Permit Values



2018 Permit Values Total



Year	2014	2015	2016	2017	2018
# of Permits	599	375	257	212	184
Permit Value	\$172,734,879	\$119,270,424	\$36,784,756	\$40,732,618	\$23,689,906
# of New Dwellings	590	124	58	63	37

November 2018

Permit Number	Project Information	Type of Work	Construction Value Total	Construction Location	Lot/Block/Plan
AB					
LYDB017818LD	Commercial	Leasehold Improvements	\$ 100,000.00	5627 44 Street	C-WT-D 3752 HW
LYDB017918LD	Commercial	New Construction	\$ 1,000,000.00	1201 61 Avenue	61 11 172 3446
LYDB018018LD	Commercial	Renovation	\$ 200,000.00	7415 44 Street	6 2 032 2663
LYDB018118LD	Commercial	Renovation	\$ 90,000.00	5031 44 Street	1 1 912 1057
	4	AB TOTAL	\$1,390,000.00		
LYDB018318LD	Residential	New Construction	\$ 750,000.00	6122 13 Street	23 16 182 3083
LYDB018418LD	Residential	New Construction	\$ 430,000.00	6119 13 Street Close	25 1 172 3083
LYDB018518LD	Residential	New Construction	\$ 305,000.00	1706 63 Avenue	10 17 142 4772
LYDB018818LD	Residential	New Construction	\$ 370,000.00	1604 59B Avenue	38 15 172 2062
LYDB017318LD	Residential	New Construction	\$ 255,000.00	5509 13 Street	85 57 152 3546
	5	AB TOTAL	\$2,110,000.00		
LYDB018218LD	Residential	Deck	\$ 2,500.00	3306 61 Avenue	12 3 962 3371
	1	AB TOTAL	\$2,500.00		
	10	AB TOTAL	\$3,502,500.00		
SK					
LYDB017618LD	Commercial	Leasehold Improvements	\$ 20,000.00	4910 49 Street	PCLK 14 73B00920
	1	SK TOTAL	\$20,000.00		
LYDB018618LD	Residential	Sunroom/Deck	\$ 15,000.00	4826 41 Street	13,14 3 C298
	1	SK TOTAL	\$15,000.00		
	2	SK TOTAL	\$35,000.00		

12 PERMITS ISSUED	SK TOTAL	\$35,000.00	2 SK PERMIT
	AB TOTAL	\$3,502,500.00	10 AB PERMITS
	AB + SK TOTAL	\$3,537,500.00	