

# City of Lloydminster 2026 Building Statistics

## Year To Date

Month	Commercial				Industrial				Institutional				Residential										Permit Total														
	New	Prt.	Improvement	Prt.	New	Prt.	Improvement	Prt.	New	Prt.	Improvement	Prt.	Prt.	New Single Det.	#	Prt.	Semi-Detached/ Duplex	#	Prt.	Mobile Home	#	Prt.	New Apartment/ Garden Suite/Basement Suite	#	Prt.	New Rowhouse	#	Prt.	New Townhouse	#	Prt.	Improvement	Prt.	Garage	# of Dwellings	Prts.	Value (\$)
January	\$0.00	0	\$1,925,000.00	5	\$0.00	0	\$15,000.00	1	\$0.00	0	\$0.00	0	\$0.00	0	1	0	\$420,000.00	1	0	\$0.00	0	0	\$45,000.00	1	0	\$0.00	0	0	\$0.00	0	0	\$61,179.89	0	\$0.00	2	11	\$2,466,179.89
February	\$0.00	0	\$0.00	0	\$0.00	0	\$0.00	0	\$0.00	0	\$0.00	0	\$0.00	0	0	0	\$0.00	0	0	\$0.00	0	0	\$0.00	0	0	\$0.00	0	0	\$0.00	0	0	\$0.00	0	0	0	0	\$0.00
March	\$0.00	0	\$0.00	0	\$0.00	0	\$0.00	0	\$0.00	0	\$0.00	0	\$0.00	0	0	0	\$0.00	0	0	\$0.00	0	0	\$0.00	0	0	\$0.00	0	0	\$0.00	0	0	\$0.00	0	0	0	0	\$0.00
April	\$0.00	0	\$0.00	0	\$0.00	0	\$0.00	0	\$0.00	0	\$0.00	0	\$0.00	0	0	0	\$0.00	0	0	\$0.00	0	0	\$0.00	0	0	\$0.00	0	0	\$0.00	0	0	\$0.00	0	0	0	0	\$0.00
May	\$0.00	0	\$0.00	0	\$0.00	0	\$0.00	0	\$0.00	0	\$0.00	0	\$0.00	0	0	0	\$0.00	0	0	\$0.00	0	0	\$0.00	0	0	\$0.00	0	0	\$0.00	0	0	\$0.00	0	0	0	0	\$0.00
June	\$0.00	0	\$0.00	0	\$0.00	0	\$0.00	0	\$0.00	0	\$0.00	0	\$0.00	0	0	0	\$0.00	0	0	\$0.00	0	0	\$0.00	0	0	\$0.00	0	0	\$0.00	0	0	\$0.00	0	0	0	0	\$0.00
July	\$0.00	0	\$0.00	0	\$0.00	0	\$0.00	0	\$0.00	0	\$0.00	0	\$0.00	0	0	0	\$0.00	0	0	\$0.00	0	0	\$0.00	0	0	\$0.00	0	0	\$0.00	0	0	\$0.00	0	0	0	0	\$0.00
August	\$0.00	0	\$0.00	0	\$0.00	0	\$0.00	0	\$0.00	0	\$0.00	0	\$0.00	0	0	0	\$0.00	0	0	\$0.00	0	0	\$0.00	0	0	\$0.00	0	0	\$0.00	0	0	\$0.00	0	0	0	0	\$0.00
September	\$0.00	0	\$0.00	0	\$0.00	0	\$0.00	0	\$0.00	0	\$0.00	0	\$0.00	0	0	0	\$0.00	0	0	\$0.00	0	0	\$0.00	0	0	\$0.00	0	0	\$0.00	0	0	\$0.00	0	0	0	0	\$0.00
October	\$0.00	0	\$0.00	0	\$0.00	0	\$0.00	0	\$0.00	0	\$0.00	0	\$0.00	0	0	0	\$0.00	0	0	\$0.00	0	0	\$0.00	0	0	\$0.00	0	0	\$0.00	0	0	\$0.00	0	0	0	0	\$0.00
November	\$0.00	0	\$0.00	0	\$0.00	0	\$0.00	0	\$0.00	0	\$0.00	0	\$0.00	0	0	0	\$0.00	0	0	\$0.00	0	0	\$0.00	0	0	\$0.00	0	0	\$0.00	0	0	\$0.00	0	0	0	0	\$0.00
December	\$0.00	0	\$1,925,000.00	5	\$0.00	0	\$15,000.00	1	\$0.00	0	\$0.00	0	\$0.00	0	1	0	\$420,000.00	1	0	\$0.00	0	0	\$45,000.00	1	0	\$0.00	0	0	\$0.00	0	0	\$61,179.89	0	\$0.00	2	11	\$2,466,179.89

## Year To Year Totals

Year	Commercial				Industrial				Institutional				Residential										Permit Total																	
	New	Prt.	Improvement	Prt.	New	Prt.	Improvement	Prt.	New	Prt.	Improvement	Prt.	Prt.	New Single Det.	#	Prt.	Semi-Detached/ Duplex	#	Prt.	Mobile Home	#	Prt.	New Apartment/ Garden Suite/Basement Suite	#	Prt.	New Rowhouse	#	Prt.	New Townhouse	#	Prt.	Improvement	Prt.	Garage	# of Dwellings	Prts.	Value (\$)			
2026	\$0.00	0	\$1,925,000.00	5	\$0.00	0	\$15,000.00	1	\$0.00	0	\$0.00	0	\$0.00	0	1	0	\$420,000.00	1	0	\$0.00	0	0	\$45,000.00	1	0	\$0.00	0	0	\$0.00	0	0	\$61,180	0	\$0.00	2	11	\$2,466,179.89			
2025	\$38,020,604.00	6	\$20,902,693.10	56	\$970,000.00	2	\$2,380,000.00	6	\$0.00	0	\$2,367,606.00	6	34	\$20,036,000.00	34	0	\$0.00	0	1	\$158,100.00	1	1	\$10,000.00	1	3	\$2,420,000.00	10	0	\$0.00	0	82	\$1,876,017.24	9	\$199,324.00	46	205	\$89,340,344.34			
2024	\$ 3,158,850.00	6	\$ 5,115,926.00	24	\$ 7,142,420.00	4	\$ 3,334,870.00	8	0	0	\$ 3,780,524.00	6	40	\$ 18,321,000.00	42	0	\$0.00	0	0	\$0.00	0	0	\$90,000.00	4	0	\$0.00	0	0	\$0.00	0	63	\$ 3,034,874.00	5	\$154,000.00	46	160	\$ 44,132,464.00			
2023	\$21,214,162.00	5	\$10,429,328.00	35	\$0.00	0	\$311,757.00	3	\$74,045,000.00	1	\$3,145,374.00	5	19	\$9,137,590.00	2	1	\$350,000.00	2	1	\$100,000.00	1	0	\$0.00	0	0	\$0.00	0	0	\$0.00	0	52	\$1,176,793.00	11	\$90,000.00	22	123	\$120,000,004.00			
2022	\$2,080,000.00	3	\$4,975,071.00	36	\$1,881,000.00	2	\$219,000.00	2	\$0.00	0	\$26,180,000.00	2	34	\$14,240,346.00	34	2	\$300,000.00	4	0	\$0.00	0	0	\$0.00	0	18	\$11,960,000.00	91	0	\$0.00	0	58	\$3,554,265.00	13	\$175,000.00	129	170	\$65,564,682.00			
2021	\$12,905,000.00	3	\$12,883,594.00	73	\$4,311,394.00	2	\$4,735,000.00	5	\$7,100,000.00	1	\$16,111,080.00	4	28	\$11,234,000.00	30	1	\$430,000.00	2	0	\$0.00	0	0	\$0.00	0	0	\$0.00	0	0	\$0.00	0	52	\$1,873,622.00	20	\$150,000.00	32	189	\$71,633,690.00			
2020	\$3,585,000.00	4	\$4,577,330.00	20	\$3,900,000.00	2	\$0.00	0	\$0.00	0	\$835,140.00	6	24	\$7,363,383.00	24	0	\$0.00	0	0	\$0.00	0	0	\$0.00	0	1	\$560,000.00	4	0	\$0.00	0	83	\$1,113,024.00	9	\$146,000.00	28	149	\$22,079,877.00			
2019	\$5,875,273.50	4	\$5,461,401.29	31	\$1,900,000.00	2	\$88,000.00	3	\$0.00	0	\$1,992,500.00	6	18	\$5,688,500.00	18	0	\$0.00	0	0	\$0.00	0	0	\$0.00	0	5	\$3,023,276.00	16	0	\$0.00	0	80	\$1,049,400.00	2	\$75,000.00	40	143	\$25,153,350.79			
2018	\$2,523,795.00	5	\$6,099,045.00	42	\$0.00	0	\$887,000.00	3	\$0.00	0	\$1,825,866.00	8	38	\$12,041,000.00	38	0	\$0.00	0	0	\$0.00	0	0	\$0.00	0	0	\$0.00	0	0	\$0.00	0	94	\$1,616,700.00	4	\$97,000.00	63	194	\$25,090,406.00			
2017	\$10,848,000.00	5	\$9,812,660.00	46	\$1,650,000.00	2	\$4,796,98.15	5	\$674,000.00	1	\$760,000.00	2	51	\$16,321,900.00	51	0	\$0.00	0	0	\$0.00	0	0	\$0.00	0	0	\$1,545,000.00	8	1	\$465,000.00	4	89	\$1,020,460.00	6	\$121,500.00	68	212	\$40,732,618.15			
2016	\$4,858,293.00	7	\$5,687,433.00	35	\$2,400,000.00	5	\$384,000.00	5	\$0.00	0	\$4,580,000.00	3	51	\$18,126,057.00	51	0	\$0.00	0	1	\$85,000.00	1	0	\$0.00	0	1	\$880,000.00	6	0	\$0.00	0	141	\$1,826,531.00	6	\$176,452.00	58	257	\$36,784,756.00			
2015	\$36,380,121.00	27	\$12,764,942.00	50	\$9,579,783.00	7	\$450,030.00	3	\$0.00	0	\$14,492,183.00	6	107	\$36,733,668.00	107	0	\$0.00	0	0	\$0.00	0	0	\$0.00	0	1	\$1,000,000.00	9	2	\$1,200,000.00	8	172	\$6,414,697.61	12	\$255,000.00	124	375	\$119,270,424.61			
2014	\$36,105,414.00	17	\$8,760,278.00	37	\$19,218,290.50	11	\$1,217,000.00	3	\$90,000.00	1	\$3,294,000.00	4	254	\$68,331,474.00	245	0	\$0.00	0	3	\$372,000.00	3	6	\$25,358,000.00	300	2	\$1,400,000.00	16	9	\$4,137,219.00	36	217	\$4,247,205.00	44	\$204,000.00	600	599	\$172,734,879.50			
2013	\$56,345,014.42	15	\$16,718,307.00	52	\$21,371,379.00	17	\$2,985,404.00	10	\$9,000,000.00	1	\$657,651.00	7	241	\$84,885,874.00	245	0	\$0.00	0	3	\$404,000.00	3	0	\$0.00	0	28	\$13,756,506.00	132	1	\$600,367.00	4	199	\$1,440,943.87	11	\$243,716.00	384	585	\$188,409,162.29			
2012	\$10,380,900.00	11	\$6,739,590.00	44	\$13,130,000.00	15	\$7,473,610.00	14	\$45,981,995.00	7	\$1,331,847.00	7	253	\$65,842,990.00	253	0	\$0.00	0	8	\$800,000.00	4	5	\$21,400,000.00	206	24	\$13,504,107.00	115	1	\$421,077.00	4	182	\$1,377,717.00	12	\$265,301.00	586	583	\$188,772,134.00			
2011	\$11,167,059.00	10	\$7,150,574.00	42	\$25,931,706.00	27	\$521,300.00	4	\$57,541,220.00	10	\$1,210,229.00	6	234	\$59,614,276.00	234	0	\$0.00	0	8	\$1,004,151.00	8	1	\$4,095,000.00	63	6	\$6,822,325.00	50	3	\$3,643,000.00	18	198	\$1,314,344.00	22	\$310,188.00	373	578	\$180,325,572.00			
2010	\$25,583,773.00	10	\$6,515,408.00	56	\$19,983,378.00	9	\$1,068,065.00	6	\$118,000.00	3	\$6,230,023.00	12	180	\$44,756,679.00	180	1	\$435,000.00	2	5	\$965,000.00	5	3	\$941,630.00	5	0	\$0.00	0	1	\$860,000.00	6	0	\$0.00	0	238	\$2,016,103.00	27	\$286,381.00	219	546	\$172,464,215.00
2009	\$6,953,000.00	6	\$12,225,290.00	31	\$975,000.00	1	\$1,163,500.00	6	\$1,363,000.00	2	\$110,800.00	4	81	\$18,016,975.00	81	0	\$0.00	0	6	\$860,000.00	6	1	\$0.00	0	1	\$3,600,000.00	24	0	\$0.00	0	1	\$471,590.00	3							

## 2026 ALBERTA VS. SASKATCHEWAN PERMIT TOTALS

### Alberta

	Residential			Prt	Commercial \$	Prt	Industrial \$	Prt	Institutional \$				
	Prt	New Dwelling \$	#							Prt	Improvement \$	Prt	Garage \$
January	1	\$420,000.00	1	4	\$106,179.89	0	\$0.00	3	\$1,360,000.00	1	\$15,000.00	0	\$0.00
February	0	\$0.00	0	0	\$0.00	0	\$0.00	0	\$0.00	0	\$0.00	0	\$0.00
March	0	\$0.00	0	0	\$0.00	0	\$0.00	0	\$0.00	0	\$0.00	0	\$0.00
April	0	\$0.00	0	0	\$0.00	0	\$0.00	0	\$0.00	0	\$0.00	0	\$0.00
May	0	\$0.00	0	0	\$0.00	0	\$0.00	0	\$0.00	0	\$0.00	0	\$0.00
June	0	\$0.00	0	0	\$0.00	0	\$0.00	0	\$0.00	0	\$0.00	0	\$0.00
July	0	\$0.00	0	0	\$0.00	0	\$0.00	0	\$0.00	0	\$0.00	0	\$0.00
August	0	\$0.00	0	0	\$0.00	0	\$0.00	0	\$0.00	0	\$0.00	0	\$0.00
September	0	\$0.00	0	0	\$0.00	0	\$0.00	0	\$0.00	0	\$0.00	0	\$0.00
October	0	\$0.00	0	0	\$0.00	0	\$0.00	0	\$0.00	0	\$0.00	0	\$0.00
November	0	\$0.00	0	0	\$0.00	0	\$0.00	0	\$0.00	0	\$0.00	0	\$0.00
December	0	\$0.00	0	0	\$0.00	0	\$0.00	0	\$0.00	0	\$0.00	0	\$0.00
<b>Total</b>	<b>1</b>	<b>\$420,000.00</b>	<b>1</b>	<b>4</b>	<b>\$106,179.89</b>	<b>0</b>	<b>\$0.00</b>	<b>3</b>	<b>\$1,360,000.00</b>	<b>1</b>	<b>\$15,000.00</b>	<b>0</b>	<b>\$0.00</b>

Total Permits		
Permits	Value \$	Dwellings
9	\$1,901,179.89	1
0	\$0.00	0
0	\$0.00	0
0	\$0.00	0
0	\$0.00	0
0	\$0.00	0
0	\$0.00	0
0	\$0.00	0
0	\$0.00	0
0	\$0.00	0
0	\$0.00	0
0	\$0.00	0
0	\$0.00	0
0	\$0.00	0
<b>9</b>	<b>\$1,901,179.89</b>	<b>1</b>

### Monthly Totals

	Prts	Value \$	Dwell #
January	11	\$2,466,179.89	1
February	0	\$0.00	0
March	0	\$0.00	0
April	0	\$0.00	0
May	0	\$0.00	0
June	0	\$0.00	0
July	0	\$0.00	0
August	0	\$0.00	0
September	0	\$0.00	0
October	0	\$0.00	0
November	0	\$0.00	0
December	0	\$0.00	0
<b>Year To Date</b>	<b>11</b>	<b>\$2,466,179.89</b>	<b>1</b>

% of Total Permits    81.82%    77.09%    100.00%

### Saskatchewan

	Residential			Prt	Commercial \$	Prt	Industrial \$	Prt	Institutional \$				
	Prt	New Dwelling \$	#							Prt	Improvement \$	Prt	Garage \$
January	0	\$0.00	0	0	\$0.00	0	\$0.00	2	\$565,000.00	0	\$0.00	0	\$0.00
February	0	\$0.00	0	0	\$0.00	0	\$0.00	0	\$0.00	0	\$0.00	0	\$0.00
March	0	\$0.00	0	0	\$0.00	0	\$0.00	0	\$0.00	0	\$0.00	0	\$0.00
April	0	\$0.00	0	0	\$0.00	0	\$0.00	0	\$0.00	0	\$0.00	0	\$0.00
May	0	\$0.00	0	0	\$0.00	0	\$0.00	0	\$0.00	0	\$0.00	0	\$0.00
June	0	\$0.00	0	0	\$0.00	0	\$0.00	0	\$0.00	0	\$0.00	0	\$0.00
July	0	\$0.00	0	0	\$0.00	0	\$0.00	0	\$0.00	0	\$0.00	0	\$0.00
August	0	\$0.00	0	0	\$0.00	0	\$0.00	0	\$0.00	0	\$0.00	0	\$0.00
September	0	\$0.00	0	0	\$0.00	0	\$0.00	0	\$0.00	0	\$0.00	0	\$0.00
October	0	\$0.00	0	0	\$0.00	0	\$0.00	0	\$0.00	0	\$0.00	0	\$0.00
November	0	\$0.00	0	0	\$0.00	0	\$0.00	0	\$0.00	0	\$0.00	0	\$0.00
December	0	\$0.00	0	0	\$0.00	0	\$0.00	0	\$0.00	0	\$0.00	0	\$0.00
<b>Total</b>	<b>0</b>	<b>\$0.00</b>	<b>0</b>	<b>0</b>	<b>\$0.00</b>	<b>0</b>	<b>\$0.00</b>	<b>2</b>	<b>\$565,000.00</b>	<b>0</b>	<b>\$0.00</b>	<b>0</b>	<b>\$0.00</b>

Total Permits		
Permits	Value \$	Dwellings
2	\$565,000.00	0
0	\$0.00	0
0	\$0.00	0
0	\$0.00	0
0	\$0.00	0
0	\$0.00	0
0	\$0.00	0
0	\$0.00	0
0	\$0.00	0
0	\$0.00	0
0	\$0.00	0
0	\$0.00	0
0	\$0.00	0
0	\$0.00	0
<b>2</b>	<b>\$565,000.00</b>	<b>0</b>

% of Total Permits    18.18%    22.91%    0.00%



**11**

Permits issued  
In January



**\$2,466,179**

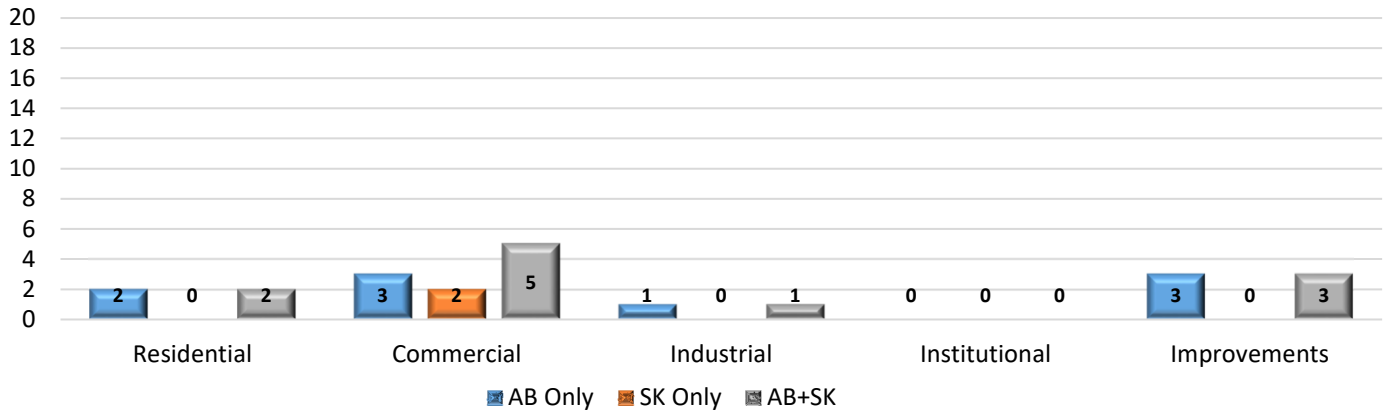
January  
Construction Value



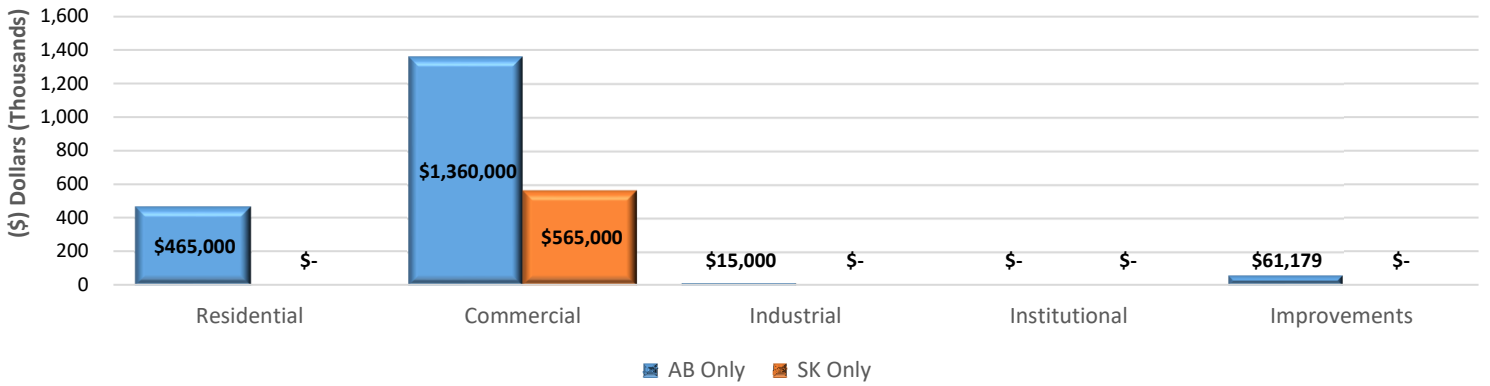
**2**

New Dwelling Units  
issued in January

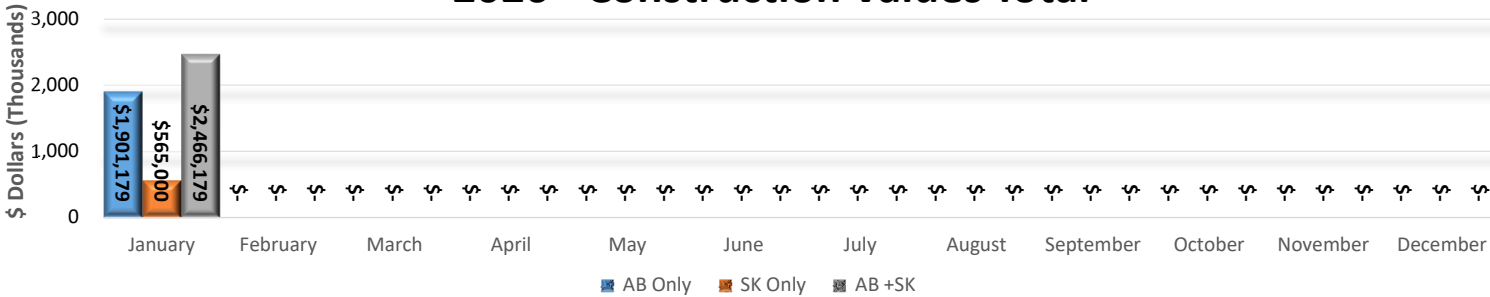
### January 2026 - Permits Issued



### January 2026 - Construction Values



### 2026 - Construction Values Total



Year	2022	2023	2024	2025	2026
# of Permits	170	123	160	3	11
Construction Value	\$65,564,682	\$120,000,004	\$44,132,464	\$398,961	2,466,179
# of New Dwellings	125	22	46	1	2

## January 2026 - Permits Issued

Permit Number	Project Information	Type of Work	Construction Value Total	Construction Location	Lot/Block/Plan
<b>AB</b>					
LYDB000126MU	Commercial	Accessory Building	\$80,000.00	5027 44 Street	42 1 162 2097
LYDB000226MU	Commercial	Renovation	\$1,230,000.00	7903 44 Street	5 1 142 3737
LYDB001026MU	Commercial	Renovation	\$50,000.00	7- 5405 44 Street	1 Condo Pl 182 1772
<b>AB</b>	<b>3</b>		<b>\$1,360,000.00</b>		
LYDB020725MU	Industrial	Renovation	\$15,000.00	6302 63 Street Close	16 2 112 2845
<b>AB</b>	<b>1</b>		<b>\$15,000.00</b>		
LYDB000326MU	Residential	New Construction	\$420,000.00	5519 13 Street	94 57 242 1583
<b>AB</b>	<b>1</b>		<b>\$420,000.00</b>		
LYDB000526MU	Residential	Basement Development	\$35,000.00	3608 72 Avenue	5 25 132 4708
LYDB000626MU	Residential	Basement Suite	\$45,000.00	1616 59B Avenue	1 15 132 4385
LYDB000826MU	Residential	Solar Panels	\$12,397.89	3302 65 Avenue	8 15 012 4355
LYDB001126MU	Residential	Solar Panels	\$13,782.00	2718 58 Avenue	23 39 902 2066
<b>AB</b>	<b>4</b>		<b>\$106,179.89</b>		
	<b>9</b>	<b>AB TOTAL</b>	<b>\$1,901,179.89</b>		
<b>SK</b>					
LYDB000424MU	Commercial	Addition	\$560,000.00	3705 44 Street	10 5 101927875
LYDB000726MU	Commercial	Renovation	\$5,000.00	4304 40 Avenue	3 1 102102084
<b>SK</b>	<b>2</b>		<b>\$565,000.00</b>		
	<b>2</b>	<b>SK TOTAL</b>	<b>\$565,000.00</b>		
<b>11 PERMITS ISSUED</b>		<b>SK TOTAL</b>	<b>\$565,000.00</b>	<b>SK PERMITS</b>	<b>0 New SK Dwelling Units</b>
		<b>AB TOTAL</b>	<b>\$1,901,179.89</b>	<b>AB PERMITS</b>	<b>1 New AB Dwelling Units</b>
		<b>AB + SK TOTAL</b>	<b>\$2,466,179.89</b>		