

# City of Lloydminster 2026 Building Statistics

## Year To Date

Month	Commercial				Industrial				Institutional				Residential										Permit Total														
	New	Prt.	Improvement	Prt.	New	Prt.	Improvement	Prt.	New	Prt.	Improvement	Prt.	Prt.	New Single Det.	#	Prt.	Semi-Detached/ Duplex	#	Prt.	Mobile Home	#	Prt.	New Apartment/ Garden Suite/Basement Suite	#	Prt.	New Rowhouse	#	Prt.	New Townhouse	#	Prt.	Improvement	Prt.	Garage	# of Dwellings	Prts.	Value (\$)
January	\$0.00	0	\$1,925,000.00	5	\$0.00	0	\$15,000.00	1	\$0.00	0	\$0.00	0	1	\$420,000.00	1	0	\$0.00	0	0	\$0.00	0	0	\$45,000.00	1	0	\$0.00	0	0	\$0.00	0	3	\$61,179.89	0	\$0.00	2	11	\$2,466,179.89
February	\$0.00	0	\$0.00	0	\$0.00	0	\$100,000.00	1	\$0.00	0	\$0.00	0	2	\$1,075,000.00	2	0	\$0.00	0	0	\$0.00	0	0	\$0.00	0	1	\$33,000.00	0	0	\$0.00	0	1	\$33,000.00	0	\$0.00	2	4	\$1,208,000.00
March	\$0.00	0	\$700,000.00	2	\$0.00	0	\$100,000.00	1	\$0.00	0	\$0.00	0	3	\$1,625,000.00	3	0	\$0.00	0	0	\$0.00	0	0	\$0.00	0	0	\$0.00	0	0	\$0.00	0	0	\$54,278.00	3	\$0.00	3	9	\$2,479,278.00
April	\$2,495,351.00	2	\$315,000.00	3	\$0.00	0	\$0.00	0	\$0.00	0	\$0.00	0	4	\$2,025,000.00	4	0	\$0.00	0	0	\$0.00	0	0	\$0.00	0	1	\$900,000.00	4	0	\$0.00	0	5	\$106,996.60	0	\$0.00	8	15	\$5,842,349.60
May	\$0.00	0	\$0.00	0	\$0.00	0	\$0.00	0	\$0.00	0	\$0.00	0	0	\$0.00	0	0	\$0.00	0	0	\$0.00	0	0	\$0.00	0	0	\$0.00	0	0	\$0.00	0	0	\$0.00	0	0	0	0	\$0.00
June	\$0.00	0	\$0.00	0	\$0.00	0	\$0.00	0	\$0.00	0	\$0.00	0	0	\$0.00	0	0	\$0.00	0	0	\$0.00	0	0	\$0.00	0	0	\$0.00	0	0	\$0.00	0	0	\$0.00	0	0	0	0	\$0.00
July	\$0.00	0	\$0.00	0	\$0.00	0	\$0.00	0	\$0.00	0	\$0.00	0	0	\$0.00	0	0	\$0.00	0	0	\$0.00	0	0	\$0.00	0	0	\$0.00	0	0	\$0.00	0	0	\$0.00	0	0	0	0	\$0.00
August	\$0.00	0	\$0.00	0	\$0.00	0	\$0.00	0	\$0.00	0	\$0.00	0	0	\$0.00	0	0	\$0.00	0	0	\$0.00	0	0	\$0.00	0	0	\$0.00	0	0	\$0.00	0	0	\$0.00	0	0	0	0	\$0.00
September	\$0.00	0	\$0.00	0	\$0.00	0	\$0.00	0	\$0.00	0	\$0.00	0	0	\$0.00	0	0	\$0.00	0	0	\$0.00	0	0	\$0.00	0	0	\$0.00	0	0	\$0.00	0	0	\$0.00	0	0	0	0	\$0.00
October	\$0.00	0	\$0.00	0	\$0.00	0	\$0.00	0	\$0.00	0	\$0.00	0	0	\$0.00	0	0	\$0.00	0	0	\$0.00	0	0	\$0.00	0	0	\$0.00	0	0	\$0.00	0	0	\$0.00	0	0	0	0	\$0.00
November	\$0.00	0	\$0.00	0	\$0.00	0	\$0.00	0	\$0.00	0	\$0.00	0	0	\$0.00	0	0	\$0.00	0	0	\$0.00	0	0	\$0.00	0	0	\$0.00	0	0	\$0.00	0	0	\$0.00	0	0	0	0	\$0.00
December	\$0.00	0	\$0.00	0	\$0.00	0	\$0.00	0	\$0.00	0	\$0.00	0	0	\$0.00	0	0	\$0.00	0	0	\$0.00	0	0	\$0.00	0	0	\$0.00	0	0	\$0.00	0	0	\$0.00	0	0	0	0	\$0.00
<b>Total</b>	<b>\$2,495,351.00</b>	<b>2</b>	<b>\$2,940,000.00</b>	<b>10</b>	<b>\$0.00</b>	<b>0</b>	<b>\$215,000.00</b>	<b>3</b>	<b>\$0.00</b>	<b>0</b>	<b>\$0.00</b>	<b>0</b>	<b>10</b>	<b>\$5,145,000.00</b>	<b>10</b>	<b>0</b>	<b>\$0.00</b>	<b>0</b>	<b>1</b>	<b>\$0.00</b>	<b>0</b>	<b>1</b>	<b>\$45,000.00</b>	<b>1</b>	<b>1</b>	<b>\$900,000.00</b>	<b>4</b>	<b>0</b>	<b>\$0.00</b>	<b>0</b>	<b>9</b>	<b>\$255,456.49</b>	<b>3</b>	<b>\$0.00</b>	<b>15</b>	<b>40</b>	<b>\$11,995,807.49</b>

## Year To Year Totals

Year	Commercial				Industrial				Institutional				Residential										Permit Total														
	New	Prt.	Improvement	Prt.	New	Prt.	Improvement	Prt.	New	Prt.	Improvement	Prt.	Prt.	New Single Det.	#	Prt.	Semi-Detached/ Duplex	#	Prt.	Mobile Home	#	Prt.	New Apartment/ Garden Suite/Basement Suite	#	Prt.	New Rowhouse	#	Prt.	New Townhouse	#	Prt.	Improvement	Prt.	Garage	# of Dwellings	Prts.	Value (\$)
2026	\$2,495,351.00	2	\$2,940,000.00	10	\$0.00	0	\$215,000.00	3	\$0.00	0	\$0.00	0	10	\$145,000.00	10	0	\$0.00	0	1	\$0.00	0	0	\$45,000.00	1	1	\$900,000.00	4	0	\$0.00	0	9	255,456.49	3	\$0.00	15	40	\$11,995,807.49
2025	\$38,020,604.00	6	\$2,902,693.10	56	\$970,000.00	2	\$2,380,000.00	6	\$0.00	0	\$2,367,606.00	6	34	\$20,036,000.00	34	0	\$0.00	0	1	\$158,100.00	1	0	\$10,000.00	1	3	\$2,420,000.00	10	0	\$0.00	0	82	\$1,876,017.24	9	\$199,324.00	46	205	\$89,340,344.34
2024	\$ 3,158,850.00	6	\$ 5,115,926.00	24	\$ 7,142,420.00	4	\$ 3,334,870.00	8	0	0	\$ 3,780,524.00	6	40	\$ 18,321,000.00	42	0	\$0.00	0	0	\$0.00	0	0	\$90,000.00	4	0	\$0.00	0	0	\$0.00	0	63	\$ 3,034,874.00	5	\$154,000.00	46	160	\$ 44,132,464.00
2023	\$21,214,162.00	5	\$10,429,328.00	35	\$0.00	0	\$311,757.00	3	\$74,045,000.00	1	\$3,145,374.00	5	19	\$9,137,590.00	2	1	\$350,000.00	2	1	\$100,000.00	1	0	\$0.00	0	0	\$0.00	0	0	\$0.00	0	52	\$1,176,793.00	11	\$90,000.00	22	123	\$120,000,004.00
2022	\$2,080,000.00	3	\$4,975,071.00	36	\$1,881,000.00	2	\$219,000.00	2	\$0.00	0	\$26,180,000.00	2	34	\$14,240,346.00	34	2	\$300,000.00	4	0	\$0.00	0	0	\$0.00	0	18	\$11,960,000.00	91	0	\$0.00	0	58	\$3,554,265.00	13	\$175,000.00	129	170	\$65,564,682.00
2021	\$12,905,000.00	3	\$12,883,594.00	73	\$4,311,394.00	2	\$4,735,000.00	5	\$7,100,000.00	1	\$16,111,080.00	4	28	\$11,234,000.00	30	1	\$430,000.00	2	0	\$0.00	0	0	\$0.00	0	0	\$0.00	0	0	\$0.00	0	52	\$1,873,622.00	20	\$150,000.00	32	189	\$71,633,690.00
2020	\$3,585,000.00	4	\$4,577,330.00	20	\$3,900,000.00	2	\$0.00	0	\$0.00	0	\$835,140.00	6	24	\$7,363,383.00	24	0	\$0.00	0	0	\$0.00	0	0	\$0.00	0	1	\$660,000.00	4	0	\$0.00	0	83	\$1,113,024.00	9	\$146,000.00	28	149	\$22,079,877.00
2019	\$5,875,273.50	4	\$5,461,401.29	31	\$1,900,000.00	2	\$88,000.00	3	\$0.00	0	\$1,992,500.00	6	18	\$5,688,500.00	18	0	\$0.00	0	0	\$0.00	0	0	\$0.00	0	5	\$3,023,276.00	16	0	\$0.00	0	80	\$1,049,400.00	2	\$75,000.00	40	143	\$25,153,350.79
2018	\$2,523,795.00	5	\$6,099,045.00	42	\$0.00	0	\$887,000.00	3	\$0.00	0	\$1,825,866.00	8	38	\$12,041,000.00	38	0	\$0.00	0	0	\$0.00	0	0	\$0.00	0	0	\$0.00	0	0	\$0.00	0	94	\$1,616,700.00	4	\$97,000.00	63	194	\$25,090,406.00
2017	\$10,848,000.00	5	\$9,812,660.00	46	\$1,650,000.00	2	\$676,998.15	5	\$674,000.00	1	\$760,000.00	2	51	\$16,321,900.00	51	0	\$0.00	0	0	\$0.00	0	0	\$0.00	0	0	\$0.00	0	0	\$0.00	0	89	\$1,020,460.00	6	\$121,500.00	68	212	\$40,732,618.15
2016	\$4,858,293.00	7	\$5,687,433.00	35	\$2,400,000.00	5	\$384,000.00	3	\$0.00	0	\$4,580,000.00	3	51	\$18,126,057.00	51	0	\$0.00	0	1	\$85,000.00	1	0	\$0.00	0	1	\$880,000.00	6	0	\$0.00	0	141	\$1,829,531.00	6	\$176,452.00	58	257	\$36,734,756.00
2015	\$36,380,121.00	27	\$12,764,942.00	50	\$9,579,783.00	7	\$450,030.00	3	\$0.00	0	\$14,492,183.00	6	107	\$36,733,668.00	107	0	\$0.00	0	0	\$0.00	0	0	\$0.00	0	1	\$1,000,000.00	9	2	\$1,200,000.00	8	172	\$6,414,697.61	12	\$255,000.00	124	375	\$119,270,424.61
2014	\$36,105,414.00	17	\$8,760,278.00	37	\$19,218,290.50	11	\$1,217,000.00	3	\$90,000.00	1	\$3,294,000.00	4	254	\$68,331,474.00	245	0	\$0.00	0	3	\$372,000.00	3	6	\$25,358,000.00	300	2	\$1,400,000.00	16	9	\$4,137,219.00	36	217	\$4,247,205.00	44	\$204,000.00	600	599	\$172,734,879.50
2013	\$56,345,014.42	15	\$16,718,307.00	52	\$21,371,379.00	17	\$2,985,404.00	10	\$9,000,000.00	1	\$657,651.00	7	241	\$64,885,874.00	245	0	\$0.00	0	3	\$404,000.00	3	0	\$0.00	0	28	\$1,756,506.00	132	1	\$600,367.00	4	199	\$1,440,943.87	11	\$243,716.00	384	585	\$188,409,162.29
2012	\$10,380,900.00	11	\$6,739,590.00	44	\$13,130,000.00	15	\$7,473,610.00	14	\$45,981,995.00	7	\$1,331,847.00	7	253	\$65,842,990.00	253	0	\$0.00	0	8	\$800,000.00	4	5	\$21,400,000.00	206	24	\$13,504,107.00	115	1	\$24,077.00	4	182	\$1,377,717.00	12	\$265,301.00	586	583	\$188,772,134.00
2011	\$11,167,059.00	10	\$7,150,574.00	42	\$25,931,706.00	27	\$521,300.00	4	\$57,541,220.00	10	\$1,210,229.00	6	234	\$59,614,276.00	234	0	\$0.00	0	8	\$1,004,151.00	8	1	\$4,095,000.00	63	6	\$6,822,325.00	50	3	\$3,643,000.00	18	198	\$1,314,344.00	22	\$310,188.00	373	578	\$180,325,572.00
2010	\$26,583,773.00	10	\$6,815,408.00	56	\$19,983,378.00	9	\$1,068,065.00	6	\$118,000.00	3	\$6,230,023.00	12	180	\$44,756,679.00	180	1	\$435,000.00	2	5	\$941,630.00																	

## 2026 ALBERTA VS. SASKATCHEWAN PERMIT TOTALS

### Alberta

	Residential			Prt	Commercial \$	Prt	Industrial \$	Prt	Institutional \$				
	Prt	New Dwelling \$	#							Prt	Improvement \$	Prt	Garage \$
January	2	\$465,000.00	2	3	\$61,179.00	0	\$0.00	3	\$1,360,000.00	1	\$15,000.00	0	\$0.00
February	2	\$1,075,000.00	2	1	\$33,000.00	0	\$0.00	0	\$0.00	1	\$100,000.00	0	\$0.00
March	3	\$1,625,000.00	3	2	\$46,879.00	0	\$0.00	1	\$300,000.00	1	\$100,000.00	0	\$0.00
April	4	\$2,025,000.00	4	3	\$49,998.60	0	\$0.00	5	\$2,810,351.00	0	\$0.00	0	\$0.00
May	0	\$0.00	0	0	\$0.00	0	\$0.00	0	\$0.00	0	\$0.00	0	\$0.00
June	0	\$0.00	0	0	\$0.00	0	\$0.00	0	\$0.00	0	\$0.00	0	\$0.00
July	0	\$0.00	0	0	\$0.00	0	\$0.00	0	\$0.00	0	\$0.00	0	\$0.00
August	0	\$0.00	0	0	\$0.00	0	\$0.00	0	\$0.00	0	\$0.00	0	\$0.00
September	0	\$0.00	0	0	\$0.00	0	\$0.00	0	\$0.00	0	\$0.00	0	\$0.00
October	0	\$0.00	0	0	\$0.00	0	\$0.00	0	\$0.00	0	\$0.00	0	\$0.00
November	0	\$0.00	0	0	\$0.00	0	\$0.00	0	\$0.00	0	\$0.00	0	\$0.00
December	0	\$0.00	0	0	\$0.00	0	\$0.00	0	\$0.00	0	\$0.00	0	\$0.00
<b>Total</b>	<b>11</b>	<b>\$5,190,000.00</b>	<b>11</b>	<b>9</b>	<b>\$191,056.60</b>	<b>0</b>	<b>\$0.00</b>	<b>9</b>	<b>\$4,470,351.00</b>	<b>3</b>	<b>\$215,000.00</b>	<b>0</b>	<b>\$0.00</b>

Total Permits		
Permits	Value \$	Dwellings
9	\$1,901,179.00	2
4	\$1,208,000.00	2
7	\$2,071,879.00	3
12	\$4,885,349.60	4
0	\$0.00	0
0	\$0.00	0
0	\$0.00	0
0	\$0.00	0
0	\$0.00	0
0	\$0.00	0
0	\$0.00	0
0	\$0.00	0
0	\$0.00	0
<b>32</b>	<b>\$10,066,407.60</b>	<b>11</b>

% of Total Permits      82.05%      83.91%      73.33%

### Monthly Totals

	Prts	Value \$	Dwell #
January	11	\$2,466,179.00	2
February	4	\$1,208,000.00	2
March	9	\$2,479,278.00	3
April	15	\$5,843,349.60	8
May	0	\$0.00	0
June	0	\$0.00	0
July	0	\$0.00	0
August	0	\$0.00	0
September	0	\$0.00	0
October	0	\$0.00	0
November	0	\$0.00	0
December	0	\$0.00	0
<b>Year To Date</b>	<b>39</b>	<b>\$11,996,806.60</b>	<b>15</b>

### Saskatchewan

	Residential			Prt	Commercial \$	Prt	Industrial \$	Prt	Institutional \$				
	Prt	New Dwelling \$	#							Prt	Improvement \$	Prt	Garage \$
January	0	\$0.00	0	0	\$0.00	0	\$0.00	2	\$565,000.00	0	\$0.00	0	\$0.00
February	0	\$0.00	0	0	\$0.00	0	\$0.00	0	\$0.00	0	\$0.00	0	\$0.00
March	0	\$0.00	0	1	\$7,399.00	0	\$0.00	1	\$400,000.00	0	\$0.00	0	\$0.00
April	1	\$900,000.00	4	2	\$58,000.00	0	\$0.00	0	\$0.00	0	\$0.00	0	\$0.00
May	0	\$0.00	0	0	\$0.00	0	\$0.00	0	\$0.00	0	\$0.00	0	\$0.00
June	0	\$0.00	0	0	\$0.00	0	\$0.00	0	\$0.00	0	\$0.00	0	\$0.00
July	0	\$0.00	0	0	\$0.00	0	\$0.00	0	\$0.00	0	\$0.00	0	\$0.00
August	0	\$0.00	0	0	\$0.00	0	\$0.00	0	\$0.00	0	\$0.00	0	\$0.00
September	0	\$0.00	0	0	\$0.00	0	\$0.00	0	\$0.00	0	\$0.00	0	\$0.00
October	0	\$0.00	0	0	\$0.00	0	\$0.00	0	\$0.00	0	\$0.00	0	\$0.00
November	0	\$0.00	0	0	\$0.00	0	\$0.00	0	\$0.00	0	\$0.00	0	\$0.00
December	0	\$0.00	0	0	\$0.00	0	\$0.00	0	\$0.00	0	\$0.00	0	\$0.00
<b>Total</b>	<b>1</b>	<b>\$900,000.00</b>	<b>4</b>	<b>3</b>	<b>\$65,399.00</b>	<b>0</b>	<b>\$0.00</b>	<b>3</b>	<b>\$965,000.00</b>	<b>0</b>	<b>\$0.00</b>	<b>0</b>	<b>\$0.00</b>

Total Permits		
Permits	Value \$	Dwellings
2	\$565,000.00	0
0	\$0.00	0
2	\$407,399.00	0
3	\$958,000.00	4
0	\$0.00	0
0	\$0.00	0
0	\$0.00	0
0	\$0.00	0
0	\$0.00	0
0	\$0.00	0
0	\$0.00	0
0	\$0.00	0
<b>7</b>	<b>\$1,930,399.00</b>	<b>4</b>

% of Total Permits      17.95%      16.09%      26.67%

## April 2026 - Permits Issued

Permit Number	Project Information	Type of Work	Construction Value Total	Construction Location	Lot/Block/Plan
<b>AB</b>					
LYDB003226MU	Residential	New Construction	\$600,000.00	6915 35 Street	52 18 152 2663
LYDB003326MU	Residential	New Construction	\$600,000.00	1910 60A Avenue	34 5 242 1180
LYDB003626MU	Residential	New Construction	\$500,000.00	6012 20 Street	41 5 252 1307
LYDB004226MU	Residential	New Construction	\$325,000.00	6812 35 Street	86 6 152 2663
<b>AB</b>	<b>4</b>		<b>\$2,025,000.00</b>		
LYDB003926MU	Residential	Alternative Energy	\$18,236.00	5103 41 Street	26 6 792 3212
LYDB004026MU	Residential	Alternative Energy	\$18,989.60	6111 20 Street Close	41 6 142 3846
LYDB004526MU	Residential	Alternative Energy	\$11,773.00	5616 46 Street	12 62 2358 MC
<b>AB</b>	<b>3</b>		<b>\$48,998.60</b>		
LYDB002526MU	Commercial	New Construction	\$905,500.00	7405 19 Street	1 20 252 0859
LYDB002626MU	Commercial	New Construction	\$1,589,851.00	7401 19 Street	1 20 252 0859
<b>AB</b>	<b>2</b>		<b>\$2,495,351.00</b>		
LYDB004326MU	Commercial	Renovation	\$75,000.00	5509 44 Street	32 8 152 3924
LYDB004426MU	Commercial	Renovation	\$90,000.00	5027 44 Street	42 1 162 2097
LYDB003026MU	Commercial	Renovation	\$150,000.00	5509 44 Street	32 8 152 3924
<b>AB</b>	<b>3</b>		<b>\$315,000.00</b>		
	<b>12</b>	<b>AB TOTAL</b>	<b>\$4,884,349.60</b>		
<b>SK</b>					
LYDB004126MU	Residential	New Residential 4 Plex	\$900,000.00	3710 42A Avenue	46 4 102458415
<b>SK</b>	<b>1</b>		<b>\$900,000.00</b>		
LYDB001226MU	Residential	Home Addition	\$40,000.00	3212 43A Avenue	14 5 101993261
LYDB004726MU	Residential	Accessory Building	\$18,000.00	3803 46A Ave Close	15 1 98B-14798
<b>SK</b>	<b>2</b>		<b>\$58,000.00</b>		
	<b>3</b>	<b>SK TOTAL</b>	<b>\$958,000.00</b>		
<b>15 PERMITS ISSUED</b>		<b>SK TOTAL</b>	<b>\$958,000.00</b>	<b>SK PERMITS</b>	<b>0 New SK Dwelling Units</b>
		<b>AB TOTAL</b>	<b>\$4,884,349.60</b>	<b>AB PERMITS</b>	<b>3 New AB Dwelling Units</b>
		<b>AB + SK TOTAL</b>	<b>\$5,842,349.60</b>		



**15**

Permits issued  
In April



**\$5,843,349**

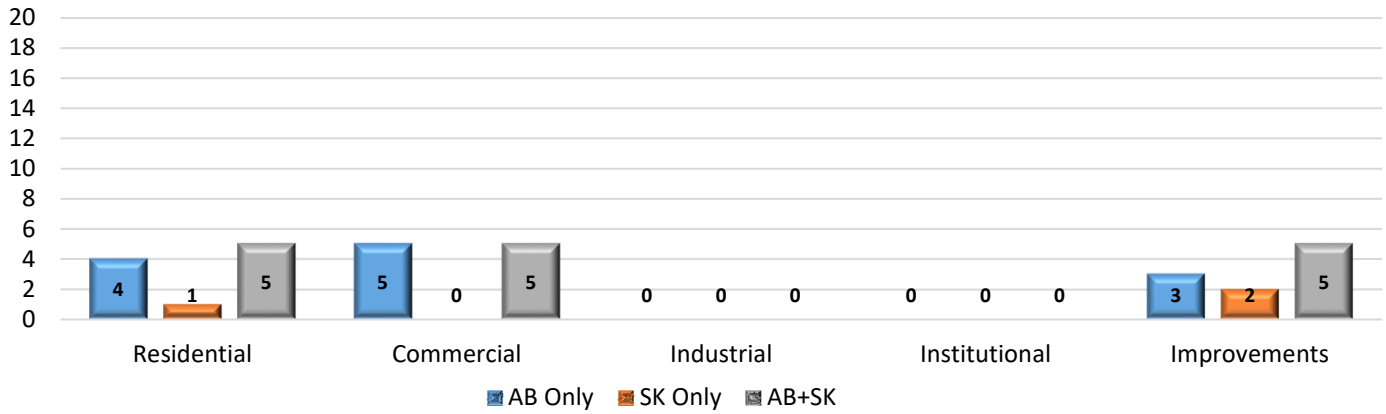
April  
Construction Value



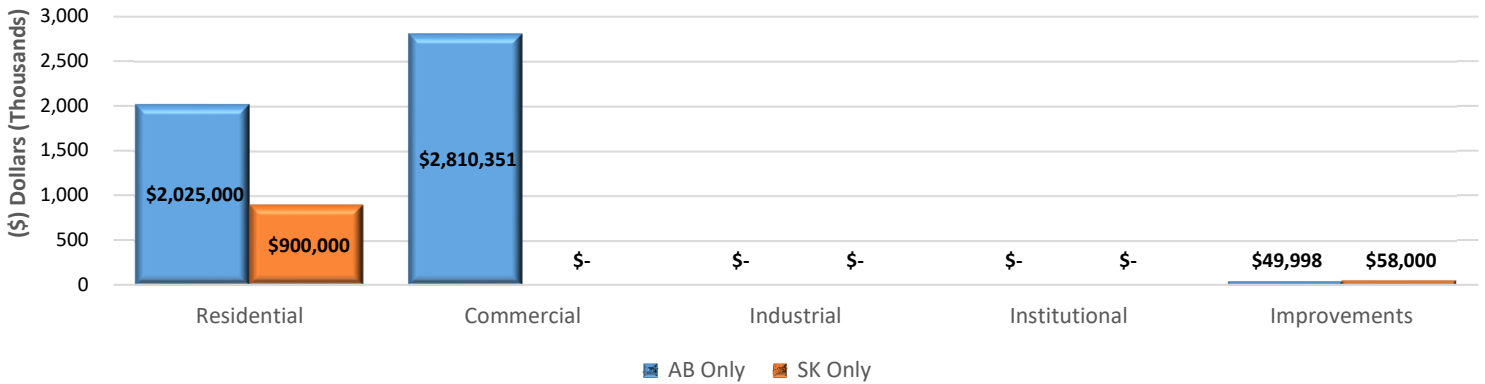
**8**

New Dwelling Units  
issued in April  
(4 SFD and 1 - 4 Unit Dwelling)

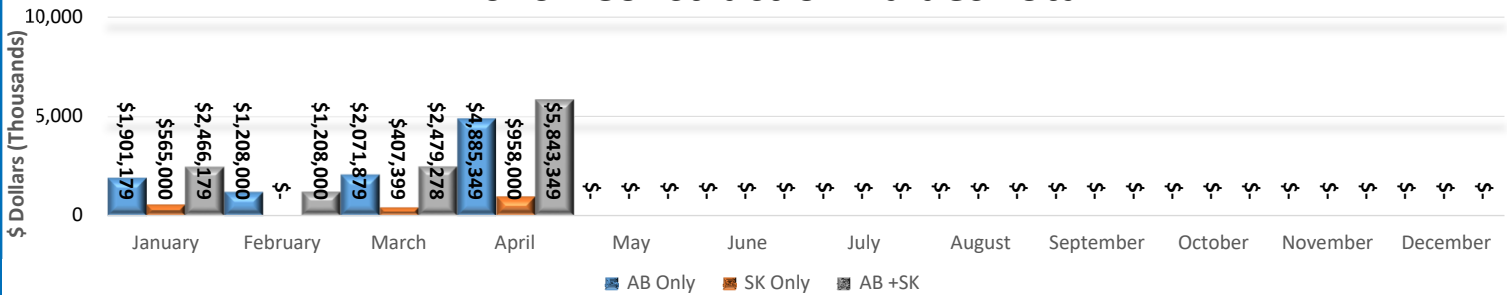
### April 2026 - Permits Issued



### April 2026 - Construction Values



### 2026 - Construction Values Total



Year	2022	2023	2024	2025	2026
# of Permits	170	123	160	205	39
Construction Value	\$65,564,682	\$120,000,004	\$44,132,464	\$89,340,344	\$11,996,806
# of New Dwelling Units	125	22	46	46	15