

2023 ALBERTA VS. SASKATCHEWAN PERMIT TOTALS

Alberta

Monthly Totals

	Residential			Prt	Commercial \$	Prt	Industrial \$	Prt	Institutional \$				
	Prt	New Dwelling \$	#							Improvement \$	Garage \$		
January	0	\$0.00	0	2	\$32,850.00	0	\$0.00	5	\$5,257,300.00	0	\$0.00	1	\$1,070,000.00
February	1	\$500,000.00	1	0	\$0.00	0	\$0.00	2	\$634,000.00	0	\$0.00	0	\$0.00
March	0	\$0.00	0	1	\$25,000.00	0	\$0.00	2	\$3,505,200.00	0	\$0.00	0	\$0.00
April	2	\$940,000.00	2	1	\$600.00	1	\$40,000.00	4	\$340,000.00	0	\$0.00	0	\$0.00
May	1	\$275,000.00	1	7	\$117,320.00	0	\$0.00	3	\$7,350,000.00	0	\$0.00	1	\$597,989.00
June	1	\$375,590.00	1	6	\$57,000.00	0	\$0.00	2	\$2,329,387.00	0	\$0.00	0	\$0.00
July	0	\$0.00	0	4	\$50,626.00	1	\$10,000.00	2	\$221,155.00	0	\$0.00	0	\$0.00
August	5	\$2,955,000.00	5	4	\$133,000.00	0	\$0.00	2	\$1,700,000.00	0	\$0.00	0	\$0.00
September	2	\$1,025,000.00	2	7	\$513,780.00	1	\$40,000.00	1	\$37,000.00	0	\$0.00	0	\$0.00
October	0	\$0.00	0	0	\$0.00	0	\$0.00	0	\$0.00	0	\$0.00	0	\$0.00
November	0	\$0.00	0	0	\$0.00	0	\$0.00	0	\$0.00	0	\$0.00	0	\$0.00
December	0	\$0.00	0	0	\$0.00	0	\$0.00	0	\$0.00	0	\$0.00	0	\$0.00
Total	12	\$6,070,590.00	12	32	\$930,176.00	3	\$90,000.00	23	\$21,374,042.00	0	\$0.00	2	\$1,667,989.00

Total Permits		
Permits	Value \$	Dwellings
8	\$6,360,150.00	0
3	\$1,134,000.00	1
3	\$3,530,200.00	0
8	\$1,320,600.00	2
12	\$8,340,309.00	1
9	\$2,761,977.00	1
7	\$281,781.00	0
11	\$4,788,000.00	5
11	\$1,615,780.00	2
0	\$0.00	0
0	\$0.00	0
0	\$0.00	0
72	\$30,132,797.00	12

	Prts	Value \$	Dwell #
January	11	\$6,960,150.00	2
February	4	\$2,358,429.00	1
March	3	\$3,530,200.00	0
April	9	\$1,672,600.00	3
May	14	\$15,166,471.00	1
June	12	\$3,015,377.00	1
July	8	\$311,781.00	0
August	14	\$4,918,500.00	5
September	18	\$1,989,280.00	2
October	0	\$0.00	0
November	0	\$0.00	0
December	0	\$0.00	0
Year To Date	93	\$39,922,788.00	15

% of Total Permits 77.42% 75.48% 80.00%

Saskatchewan

	Residential			Prt	Commercial \$	Prt	Industrial \$	Prt	Institutional \$				
	Prt	New Dwelling \$	#							Improvement \$	Garage \$		
January	1	\$350,000.00	2	0	\$0.00	0	\$0.00	2	\$250,000.00	0	\$0.00	0	\$0.00
February	0	\$0.00	0	0	\$0.00	0	\$0.00	1	\$1,224,429.00	0	\$0.00	0	\$0.00
March	0	\$0.00	0	0	\$0.00	0	\$0.00	0	\$0.00	0	\$0.00	0	\$0.00
April	1	\$352,000.00	1	0	\$0.00	0	\$0.00	0	\$0.00	0	\$0.00	0	\$0.00
May	0	\$0.00	0	1	\$2,000.00	0	\$0.00	1	\$6,824,162.00	0	\$0.00	0	\$0.00
June	0	\$0.00	0	2	\$3,400.00	0	\$0.00	1	\$250,000.00	0	\$0.00	0	\$0.00
July	0	\$0.00	0	1	\$30,000.00	0	\$0.00	0	\$0.00	0	\$0.00	0	\$0.00
August	0	\$0.00	0	1	\$500.00	0	\$0.00	1	\$30,000.00	1	\$100,000.00	0	\$0.00
September	0	\$0.00	0	4	\$60,000.00	0	\$0.00	1	\$150,000.00	1	\$160,000.00	1	\$3,500.00
October	0	\$0.00	0	0	\$0.00	0	\$0.00	0	\$0.00	0	\$0.00	0	\$0.00
November	0	\$0.00	0	0	\$0.00	0	\$0.00	0	\$0.00	0	\$0.00	0	\$0.00
December	0	\$0.00	0	0	\$0.00	0	\$0.00	0	\$0.00	0	\$0.00	0	\$0.00
Total	2	\$702,000.00	3	9	\$95,900.00	0	\$0.00	7	\$8,728,591.00	2	\$260,000.00	1	\$3,500.00

Total Permits		
Permits	Value \$	Dwellings
3	\$600,000.00	2
1	\$1,224,429.00	0
0	\$0.00	0
1	\$352,000.00	1
2	\$6,826,162.00	0
3	\$253,400.00	0
1	\$30,000.00	0
3	\$130,500.00	0
7	\$373,500.00	0
0	\$0.00	0
0	\$0.00	0
0	\$0.00	0
21	\$9,789,991.00	3

% of Total Permits 22.58% 24.52% 20.00%



18

Permits issued
In September



\$1,989,280

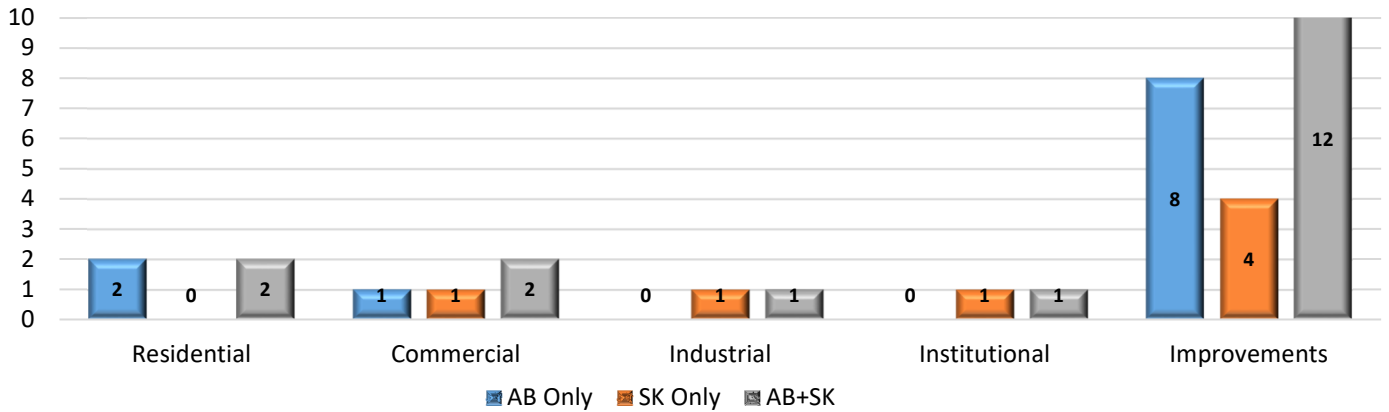
September
Construction Value



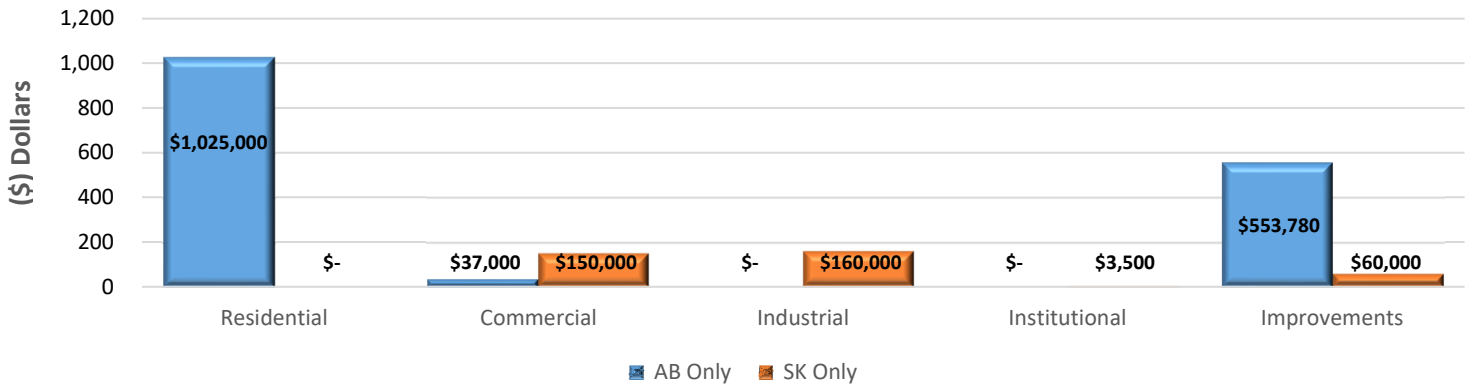
2

New Dwelling Unit(s)
issued in September

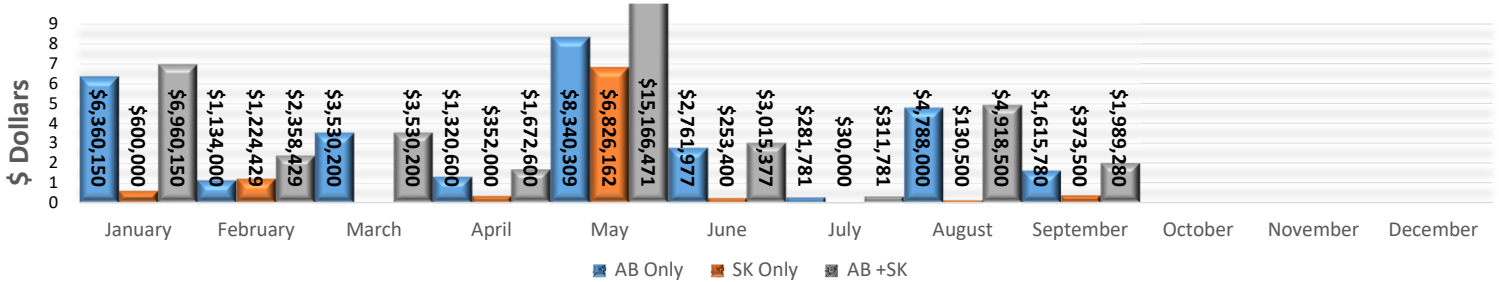
September 2023- Permits Issued



September 2023- Construction Values



2023 Construction Values Total



Year	2019	2020	2021	2022	2023
# of Permits	151	149	189	170	93
Construction Value	\$25,153,350	\$22,079,877	\$71,663,690	\$65,564,682	\$39,922,788
# of New Dwellings	40	28	32	125	15

September 2023 - Permits Issued

Permit Number	Project Information	Type of Work	Construction Value Total	Construction Location	Lot/Block/Plan
AB					
LYDB007523MU	Residential	New Construction	\$ 650,000.00	5907 13 Street	44 11 232 1236
LYDB008923MU	Residential	New Construction	\$ 375,000.00	6109 19 Street	16 14 142 4772
AB	2		\$1,025,000.00		
LYDB007623MU	Residential	Basement Development	\$ 6,000.00	3309 51 Avenue	6 10 5650 HW
LYDB008023MU	Residential	Basement Development	\$ 30,000.00	1303 55 Avenue	79 57 152 3564
LYDB007923MU	Residential	Renovation	\$ 400,000.00	5405 23 Street	17 51 962 4210
LYDB008523MU	Residential	Renovation	\$ 20,000.00	2506 53 Avenue	43 44 842 2231
LYDB009123MU	Residential	Alternative Energy	\$ 43,834.50	5013 55 Street	20 28 3460Q
LYDB008223MU	Residential	Deck	\$ 9,945.50	5412 14 Street	35 58 152 3564
LYDB009223MU	Residential	Deck	\$ 4,000.00	5228 23 Street	15 48 862 2011
LYDB008723MU	Residential	Garage	\$ 40,000.00	4730 42 Street	15-16 15 C298
AB	8		\$553,780.00		
LYDB009423MU	Commercial	Renovation	\$ 37,000.00	3114 50 Avenue	15 11 982 3765
AB	1		\$37,000.00		
	11	AB TOTAL	\$1,615,780.00		
SK					
LYDB009323MU	Institutional	Renovation	\$ 3,500.00	1802 49 Avenue	30 1 102251179
SK	1		\$3,500.00		
LYDB008623MU	Industrial	Renovation	\$ 160,000.00	4409 40 Street	1 2 90B11018
SK	1		\$160,000.00		
LYDB008423MU	Commercial	Accessory Building	\$ 150,000.00	4409 52 Street	A 66B04098
SK	1		\$150,000.00		
LYDB007723MU	Residential	Deck	\$ 2,000.00	3203 43 Avenue	14 3 101993261
LYDB007823MU	Residential	Basement Development	\$ 50,000.00	3310 48 Avenue	15 1 71B05699
LYDB008123MU	Residential	Deck	\$ 4,000.00	4810 32 Street	79 2 71B05699
LYDB008323MU	Residential	Accessory Building	\$ 4,000.00	4719 36 Street	43 2 68B03852
SK	4		\$60,000.00		
	7	SK TOTAL	\$373,500.00		
18 PERMITS ISSUED		SK TOTAL	\$373,500.00	7 SK PERMITS	0 New SK Dwelling Units
		AB TOTAL	\$1,615,780.00	11 AB PERMITS	2 New AB Dwelling Units
		AB + SK TOTAL	\$1,989,280.00		