

City of Lloydminster 2024 Building Statistics

Year To Date

Month	Commercial				Industrial				Institutional				Residential												Permit Total													
	New	Prt.	Improvement	Prt.	New	Prt.	Improvement	Prt.	New	Prt.	Improvement	Prt.	Prt.	New Single Det.	#	Prt.	Semi-Detached Duplex	#	Prt.	Mobile Home	#	Prt.	New Apartment/ Garden Suite	#	Prt.	New Rowhouse	#	Prt.	New Townhouse	#	Prt.	Improvement	Prt.	Garage	# of Dwellings	Prts.	Value (\$)	
January	\$0.00	0	\$166,000.00	3	\$0.00	0	\$0.00	0	\$0.00	0	\$0.00	0	1	\$630,000.00	1	0	\$0.00	0	0	\$0.00	0	0	\$0.00	0	0	\$0.00	0	0	\$0.00	0	1	\$13,000.00	1	\$19,000.00	1	6	\$828,000.00	
February	\$0.00	0	\$377,826.00	4	\$0.00	0	\$0.00	0	\$0.00	0	\$0.00	0	1	\$360,000.00	1	0	\$0.00	0	0	\$0.00	0	0	\$0.00	0	0	\$0.00	0	0	\$0.00	0	4	\$210,000.00	0	\$0.00	1	9	\$947,826.00	
March	\$0.00	0	\$1,803,000.00	2	\$0.00	0	\$200,000.00	1	\$0.00	0	\$0.00	0	3	\$1,155,000.00	3	0	\$0.00	0	0	\$0.00	0	0	\$0.00	0	0	\$0.00	0	0	\$0.00	0	4	\$73,749.00	0	\$0.00	3	10	\$3,231,749.00	
April	\$0.00	0	\$0.00	0	\$0.00	0	\$0.00	0	\$0.00	0	\$0.00	0	6	\$3,085,000.00	8	0	\$0.00	0	0	\$0.00	0	0	\$0.00	0	0	\$0.00	0	0	\$0.00	0	9	\$137,961.00	1	\$40,000.00	8	16	\$3,262,961.00	
May	\$773,850.00	2	\$0.00	0	\$0.00	0	\$2,340,000.00	2	\$0.00	0	\$0.00	0	4	\$1,730,000.00	4	0	\$0.00	0	0	\$0.00	0	0	\$0.00	0	0	\$0.00	0	0	\$0.00	0	13	\$142,015.00	0	\$0.00	4	21	\$4,985,865.00	
June	\$0.00	0	\$0.00	0	\$5,842,420.00	3	\$600,220.00	2	\$0.00	0	\$0.00	0	3	\$1,055,000.00	3	0	\$0.00	0	0	\$0.00	0	1	\$15,000.00	1	0	\$0.00	0	0	\$0.00	0	5	\$118,200.00	1	\$50,000.00	4	15	\$7,680,840.00	
July	\$0.00	0	\$15,000.00	2	\$0.00	0	\$130,000.00	1	\$0.00	0	\$886,031.00	4	6	\$2,455,000.00	6	0	\$0.00	0	0	\$0.00	0	0	\$0.00	0	0	\$0.00	0	0	\$0.00	0	1	\$1,717,377.00	0	\$45,000.00	6	13	\$5,248,408.00	
August	\$0.00	0	\$0.00	0	\$0.00	0	\$0.00	0	\$0.00	0	\$0.00	0	0	\$0.00	0	0	\$0.00	0	0	\$0.00	0	0	\$0.00	0	0	\$0.00	0	0	\$0.00	0	0	\$0.00	0	0	0	0	\$0.00	
September	\$0.00	0	\$0.00	0	\$0.00	0	\$0.00	0	\$0.00	0	\$0.00	0	0	\$0.00	0	0	\$0.00	0	0	\$0.00	0	0	\$0.00	0	0	\$0.00	0	0	\$0.00	0	0	\$0.00	0	0	0	0	0	\$0.00
October	\$0.00	0	\$0.00	0	\$0.00	0	\$0.00	0	\$0.00	0	\$0.00	0	0	\$0.00	0	0	\$0.00	0	0	\$0.00	0	0	\$0.00	0	0	\$0.00	0	0	\$0.00	0	0	\$0.00	0	0	0	0	0	\$0.00
November	\$0.00	0	\$0.00	0	\$0.00	0	\$0.00	0	\$0.00	0	\$0.00	0	0	\$0.00	0	0	\$0.00	0	0	\$0.00	0	0	\$0.00	0	0	\$0.00	0	0	\$0.00	0	0	\$0.00	0	0	0	0	0	\$0.00
December	\$0.00	0	\$0.00	0	\$0.00	0	\$0.00	0	\$0.00	0	\$0.00	0	0	\$0.00	0	0	\$0.00	0	0	\$0.00	0	0	\$0.00	0	0	\$0.00	0	0	\$0.00	0	0	\$0.00	0	0	0	0	0	\$0.00
Total	\$773,850.00	2	\$2,361,826.00	11	\$5,842,420.00	3	\$3,270,220.00	6	\$0.00	0	\$886,031.00	4	24	\$10,470,000.00	26	0	\$0.00	0	0	\$0.00	0	1	\$15,000.00	1	0	\$0.00	0	0	\$0.00	0	36	\$2,412,302.00	3	\$154,000.00	27	90	\$26,185,649.00	

Year To Year Totals

Year	Commercial				Industrial				Institutional				Residential												Permit Total												
	New	Prt.	Improvement	Prt.	New	Prt.	Improvement	Prt.	New	Prt.	Improvement	Prt.	Prt.	New Single Det.	#	Prt.	Semi-Detached	#	Prt.	Mobile Home	#	Prt.	New Apartment	#	Prt.	New Rowhouse	#	Prt.	New Townhouse	#	Prt.	Improvement	Prt.	Garage	# of Dwellings	Prts.	Value (\$)
2024	\$773,850.00	2	\$2,361,826.00	11	\$5,842,420.00	3	\$3,270,220.00	6	\$0.00	0	\$886,031.00	4	24	\$10,470,000.00	26	0	\$0.00	0	0	\$0.00	0	1	\$15,000.00	1	0	\$0.00	0	0	\$0.00	0	36	\$2,412,302.00	3	\$154,000.00	27	90	\$26,185,649.00
2023	\$2,114,162.00	5	\$10,429,328.00	35	\$50,000.00	0	\$311,757.00	3	\$74,045,000.00	1	\$3,145,374.00	5	19	\$9,137,590.00	19	1	\$350,000.00	2	1	\$100,000.00	1	0	\$0.00	0	0	\$0.00	0	0	\$0.00	0	42	\$1,176,793.00	11	\$90,000.00	22	123	\$120,000,004.00
2022	\$2,080,000.00	3	\$4,975,071.00	36	\$1,881,000.00	2	\$219,000.00	2	\$0.00	0	\$26,180,000.00	2	34	\$14,240,346.00	34	2	\$300,000.00	4	0	\$0.00	0	0	\$0.00	0	18	\$11,980,000.00	91	0	\$0.00	0	58	\$3,554,265.00	13	\$175,000.00	129	170	\$65,564,882.00
2021	\$12,905,000.00	3	\$12,883,594.00	73	\$4,311,394.00	2	\$4,735,000.00	5	\$7,100,000.00	1	\$16,011,080.00	4	28	\$11,234,000.00	30	1	\$430,000.00	2	0	\$0.00	0	0	\$0.00	0	0	\$0.00	0	0	\$0.00	0	52	\$1,113,622.00	20	\$150,000.00	32	189	\$1,633,690.00
2020	\$3,585,000.00	4	\$4,577,330.00	20	\$3,900,000.00	2	\$0.00	0	\$0.00	0	\$835,140.00	6	24	\$7,263,383.00	24	0	\$0.00	0	0	\$0.00	0	0	\$0.00	0	1	\$560,000.00	4	0	\$0.00	0	83	\$1,113,024.00	9	\$148,000.00	28	149	\$22,079,877.00
2019	\$5,875,273.50	4	\$5,461,401.29	31	\$1,900,000.00	2	\$88,000.00	3	\$0.00	0	\$1,992,500.00	6	18	\$5,688,500.00	18	0	\$0.00	0	0	\$0.00	0	0	\$0.00	0	5	\$3,023,276.00	16	0	\$0.00	0	80	\$1,049,400.00	2	\$75,000.00	40	143	\$25,153,350.79
2018	\$2,523,795.00	5	\$6,099,045.00	42	\$0.00	0	\$887,000.00	3	\$0.00	0	\$1,825,868.00	8	38	\$12,041,000.00	38	0	\$0.00	0	0	\$0.00	0	0	\$0.00	0	0	\$0.00	0	0	\$0.00	0	94	\$1,616,700.00	4	\$97,000.00	38	194	\$25,090,406.00
2017	\$10,848,000.00	5	\$8,512,660.00	46	\$1,650,000.00	2	\$478,988.15	5	\$674,000.00	1	\$760,000.00	2	51	\$16,321,900.00	51	0	\$0.00	0	0	\$0.00	0	0	\$0.00	0	0	\$1,545,000.00	8	1	\$465,000.00	4	89	\$1,020,480.00	6	\$121,500.00	63	212	\$40,732,618.15
2016	\$4,858,293.00	7	\$5,687,433.00	35	\$2,400,000.00	5	\$384,000.00	5	\$0.00	0	\$4,580,000.00	3	51	\$16,125,057.00	51	0	\$0.00	0	1	\$85,000.00	0	0	\$0.00	0	1	\$860,000.00	6	0	\$0.00	0	141	\$1,629,521.00	8	\$175,452.00	58	257	\$36,784,756.00
2015	\$36,380,121.00	27	\$12,764,942.00	50	\$9,579,783.00	7	\$450,030.00	3	\$0.00	0	\$14,492,183.00	6	107	\$36,733,668.00	107	0	\$0.00	0	0	\$0.00	0	0	\$0.00	0	1	\$1,000,000.00	9	2	\$1,200,000.00	8	172	\$6,414,697.61	12	\$255,000.00	124	375	\$119,270,424.61
2014	\$36,105,414.00	27	\$8,760,278.00	37	\$19,218,290.50	11	\$1,217,000.00	3	\$90,000.00	1	\$3,294,000.00	4	254	\$68,331,474.00	245	0	\$0.00	0	3	\$4,400,000.00	3	6	\$25,358,000.00	300	2	\$1,400,000.00	16	9	\$4,137,218.00	36	217	\$4,247,205.00	44	\$243,000.00	600	599	\$172,734,879.50
2013	\$56,345,014.42	15	\$16,718,307.00	52	\$21,371,379.00	17	\$2,985,404.10	10	\$9,000,000.00	1	\$657,651.00	7	241	\$44,885,874.00	245	0	\$0.00	0	3	\$404,000.00	3	28	\$13,756,506.00	132	1	\$600,367.00	4	199	\$1,440,943.87	11	\$243,716.00	384	585	\$188,409,162.29			
2012	\$10,380,900.00	11	\$6,739,590.00	44	\$13,130,000.00	15	\$7,473,610.00	14	\$5,981,995.00	7	\$1,331,847.00	7	253	\$65,842,990.00	253	0	\$0.00	0	8	\$800,000.00	8	5	\$21,400,000.00	206	24	\$13,504,107.00	115	1	\$524,077.00	4	182	\$1,377,717.00	12	\$285,301.00	586	583	\$188,772,134.00
2011	\$11,167,059.00	17	\$7,150,574.00	42	\$25,931,706.00	27	\$521,500.00	4	\$57,541,220.00	10	\$1,210,229.00	6	234	\$59,614,276.00	234	0	\$0.00	0	8	\$1,004,151.00	8	1	\$4,095,000.00	63	6	\$6,822,325.00	50	3	\$3,643,000.00	18	198	\$1,314,344.00	22	\$310,188.00	373	578	\$180,325,572.00
2010	\$26,663,773.00	10	\$6,615,408.00	56	\$19,983,378.00	9	\$1,068,065.00	6	\$118,000.00	3	\$6,230,023.00	12	180	\$44,756,676.00	180	1	\$435,000.00	2	5	\$841,630.00	5	0	\$0.00	0	1	\$965,000.00	5	3	\$2,016,103.00	27	238	\$2,016,103.00	22	\$286,381.00	219	546	\$112,464,215.00
2009	\$6,953,000.00	6	\$12,225,290.00	31	\$975,000.00	1	\$1,163,500.00	6	\$1,363,000.00	2	\$110,800.00	4	81	\$18,018,975.00	81	0	\$0.00	0	6	\$660,000.00	6	1	\$3,600,000.00	24	0	\$0.00	0	1	\$471,590.00	3	230	\$1,832,783.00	24	\$366,355.00	114	393	\$47,738,303.00
2008	\$8,229																																				

2023 ALBERTA VS. SASKATCHEWAN PERMIT TOTALS

Alberta

	Residential			Prt	Commercial \$	Prt	Industrial \$	Prt	Institutional \$				
	Prt	New Dwelling \$	#							Improvement \$	Garage \$		
January	1	\$630,000.00	1	1	\$13,000.00	1	\$19,000.00	3	\$166,000.00	0	\$0.00	0	\$0.00
February	0	\$0.00		3	\$185,000.00	0	\$0.00	3	\$210,000.00	0	\$0.00	0	\$0.00
March	3	\$1,155,000.00	3	4	\$73,749.00	0	\$0.00	1	\$1,800,000.00	1	\$200,000.00	0	\$0.00
April	4	\$2,085,000.00	4	8	\$132,961.00	1	\$40,000.00	0	\$0.00	0	\$0.00	0	\$0.00
May	3	\$1,470,000.00	3	10	\$136,515.00	0	\$0.00	2	\$773,850.00	2	\$2,340,000.00	0	\$0.00
June	2	\$650,000.00	2	4	\$83,200.00	1	\$50,000.00	0	\$0.00	4	\$5,142,640.00	0	\$0.00
July	6	\$2,455,000.00	6	5	\$1,717,377.00	0	\$0.00	2	\$15,000.00	1	\$130,000.00	2	\$776,950.00
August	0	\$0.00	0	0	\$0.00	0	\$0.00	0	\$0.00	0	\$0.00	0	\$0.00
September	0	\$0.00	0	0	\$0.00	0	\$0.00	0	\$0.00	0	\$0.00	0	\$0.00
October	0	\$0.00	0	0	\$0.00	0	\$0.00	0	\$0.00	0	\$0.00	0	\$0.00
November	0	\$0.00	0	0	\$0.00	0	\$0.00	0	\$0.00	0	\$0.00	0	\$0.00
December	0	\$0.00	0	0	\$0.00	0	\$0.00	0	\$0.00	0	\$0.00	0	\$0.00
Total	19	\$8,445,000.00	19	35	\$2,341,802.00	3	\$109,000.00	11	\$2,964,850.00	8	\$7,812,640.00	2	\$776,950.00

Total Permits		
Permits	Value \$	Dwellings
6	\$828,000.00	1
6	\$395,000.00	0
9	\$3,228,749.00	3
13	\$2,257,961.00	4
17	\$4,720,365.00	3
11	\$5,925,840.00	2
16	\$5,094,327.00	6
0	\$0.00	0
0	\$0.00	0
0	\$0.00	0
0	\$0.00	0
0	\$0.00	0
0	\$0.00	0
78	\$22,450,242.00	19

% of Total Permits 81.25% 85.73% 70.37%

Monthly Totals

	Prts	Value \$	Dwell #
January	6	\$828,000.00	1
February	9	\$947,826.00	1
March	10	\$3,231,749.00	3
April	16	\$3,262,961.00	8
May	21	\$4,985,865.00	4
June	15	\$7,680,840.00	4
July	19	\$5,248,408.00	6
August	0	\$0.00	0
September	0	\$0.00	0
October	0	\$0.00	0
November	0	\$0.00	0
December	0	\$0.00	0
Year To Date	96	\$26,185,649.00	27

Saskatchewan

	Residential			Prt	Commercial \$	Prt	Industrial \$	Prt	Institutional \$				
	Prt	New Dwelling \$	#							Improvement \$	Garage \$		
January	0	\$0.00	0	0	\$0.00	0	\$0.00	0	\$0.00	0	\$0.00	0	\$0.00
February	1	\$360,000.00	1	1	\$25,000.00	0	\$0.00	1	\$167,826.00	0	\$0.00	0	\$0.00
March	0	\$0.00	0	0	\$0.00	0	\$0.00	1	\$3,000.00	0	\$0.00	0	\$0.00
April	2	\$1,000,000.00	4	1	\$5,000.00	0	\$0.00	0	\$0.00	0	\$0.00	0	\$0.00
May	1	\$260,000.00	1	3	\$5,500.00	0	\$0.00	0	\$0.00	0	\$0.00	0	\$0.00
June	2	\$420,000.00	2	1	\$35,000.00	0	\$0.00	1	\$1,300,000.00	0	\$0.00	0	\$0.00
July	0	\$0.00	0	0	\$0.00	1	\$45,000.00	0	\$0.00	0	\$0.00	2	\$109,081.00
August	0	\$0.00	0	0	\$0.00	0	\$0.00	0	\$0.00	0	\$0.00	0	\$0.00
September	0	\$0.00	0	0	\$0.00	0	\$0.00	0	\$0.00	0	\$0.00	0	\$0.00
October	0	\$0.00	0	0	\$0.00	0	\$0.00	0	\$0.00	0	\$0.00	0	\$0.00
November	0	\$0.00	0	0	\$0.00	0	\$0.00	0	\$0.00	0	\$0.00	0	\$0.00
December	0	\$0.00	0	0	\$0.00	0	\$0.00	0	\$0.00	0	\$0.00	0	\$0.00
Total	6	\$2,040,000.00	8	6	\$70,500.00	1	\$45,000.00	2	\$170,826.00	1	\$1,300,000.00	2	\$109,081.00

Total Permits		
Permits	Value \$	Dwellings
0	\$0.00	0
3	\$552,826.00	1
1	\$3,000.00	0
3	\$1,005,000.00	4
4	\$265,500.00	1
4	\$1,755,000.00	2
3	\$154,081.00	0
0	\$0.00	0
0	\$0.00	0
0	\$0.00	0
0	\$0.00	0
0	\$0.00	0
0	\$0.00	0
18	\$3,735,407.00	8

% of Total Permits 18.75% 14.27% 29.63%

July 2024 - Permits Issued

Permit Number	Project Information	Type of Work	Construction Value Total	Construction Location	Lot/Block/Plan
AB					
LYDB009324MU	Residential	New Construction	\$450,000.00	1315 56 Avenue	9 57A 232 1629
LYDB009424MU	Residential	New Construction	\$450,000.00	3807 70 Avenue	57 6 152 2663
LYDB009824MU	Residential	New Construction	\$410,000.00	5606 14 Street	45 58 232 1629
LYDB006724MU	Residential	New Construction	\$205,000.00	5602 14 Street	44 58 232 1629
LYDB008024MU	Residential	New Construction	\$460,000.00	43 - 2715 73 Ave	43 112 2271
LYDB009624MU	Residential	New Construction	\$480,000.00	1806 60A AveClose	29 13 222 1544
AB		6		\$2,455,000.00	
LYDB008224MU	Residential	Solar Panels	\$19,877.00	2933 67 Avenue	26 15 022 4387
LYDB008324MU	Residential	Accessory Building	\$1,650,000.00	3211 72 Avenue	31 23 222 1223
LYDB009124MU	Residential	Deck	\$17,000.00	4-2115 52B Ave	4 022 5896
LYDB009224MU	Residential	Deck	\$15,000.00	201- 5305 14 Street	8 Condo 102 1877
LYDB008624MU	Residential	Renovation	\$15,500.00	3002 52 Avenue	6 28 762 1915
AB		5		\$1,717,377.00	
LYDB009524MU	Commercial	Renovation	\$5,000.00	3B- 5629 44 Street	C 3752 HW
LYDB008924MU	Commercial	Renovation	\$10,000.00	101- 5020 48 Street	7 3 LXXXVI
AB		2		\$15,000.00	
LYDB009024MU	Industrial	Accessory Building	\$130,000.00	6003 63 Avenue	7 18 052 2070
AB		1		\$130,000.00	
LYDB008724MU	Institutional	Accessory Building	\$178,800.00	6524 35 Street	29SR 6 212 1868
LYDB008824MU	Institutional	Renovation	\$598,150.00	3103 52 Avenue	30 782 0260
AB		2		\$776,950.00	
AB		16		AB TOTAL	
			\$5,094,327.00		
SK					
LYDB008424MU	Residential	Garage	\$45,000.00	2903 46 Avenue	25 14 85B05629
SK		1		\$45,000.00	
LYDB007924MU	Institutional	Accessory Building	\$104,081.00	4201 49 Street	R1 79B07571
LYDB009724MU	Institutional	Accessory Building	\$5,000.00	4117 31 Street	MR2 102194276
SK		2		\$109,081.00	
SK		3		SK TOTAL	
			\$154,081.00		
19 PERMITS ISSUED		SK TOTAL	\$154,081.00	SK PERMITS	0 New SK Dwelling Units
		AB TOTAL	\$5,094,327.00	AB PERMITS	6 New AB Dwelling Units
		AB + SK TOTAL	\$5,248,408.00		



18

Permits issued
In July



\$5,248,408

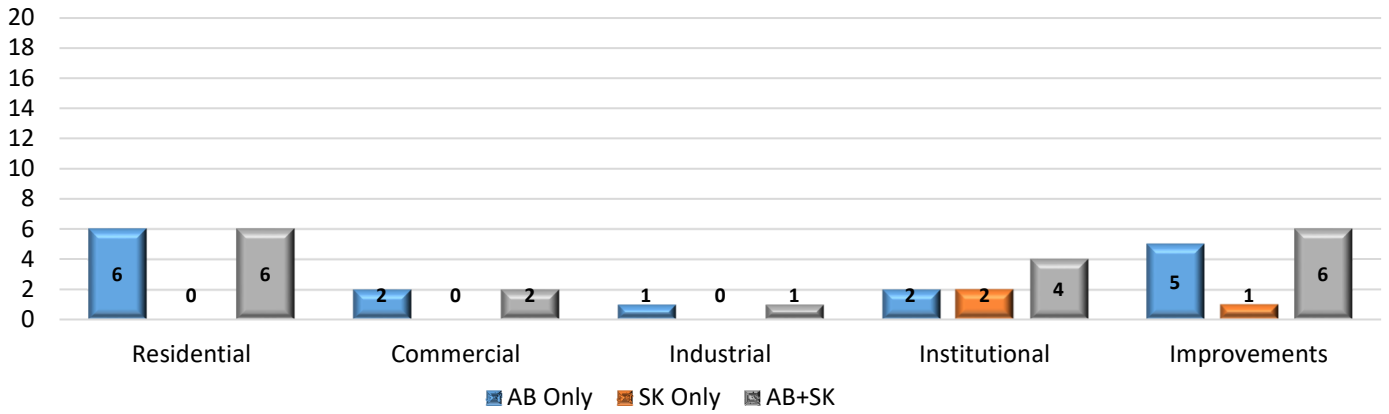
July Construction
Value



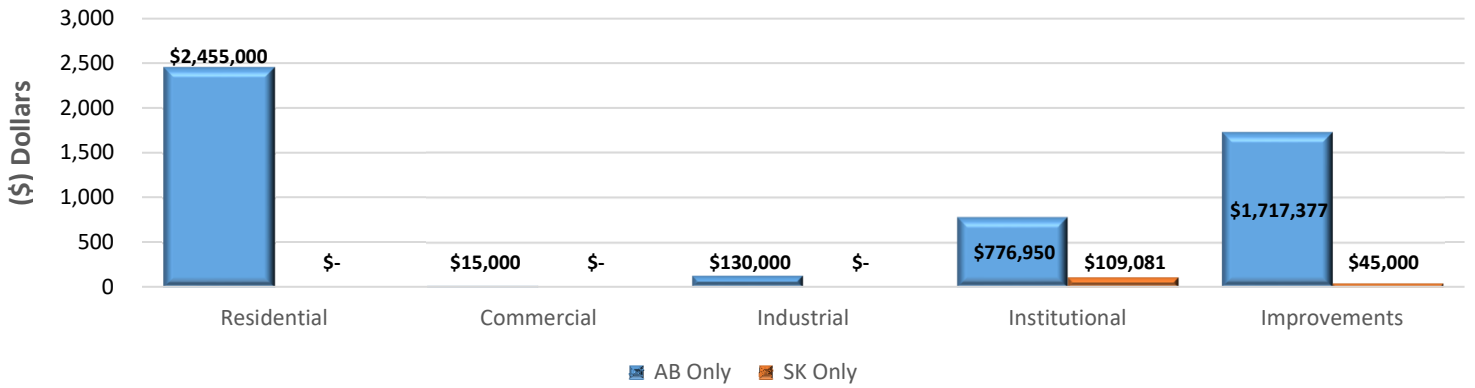
6

New Dwelling Units
issued in July

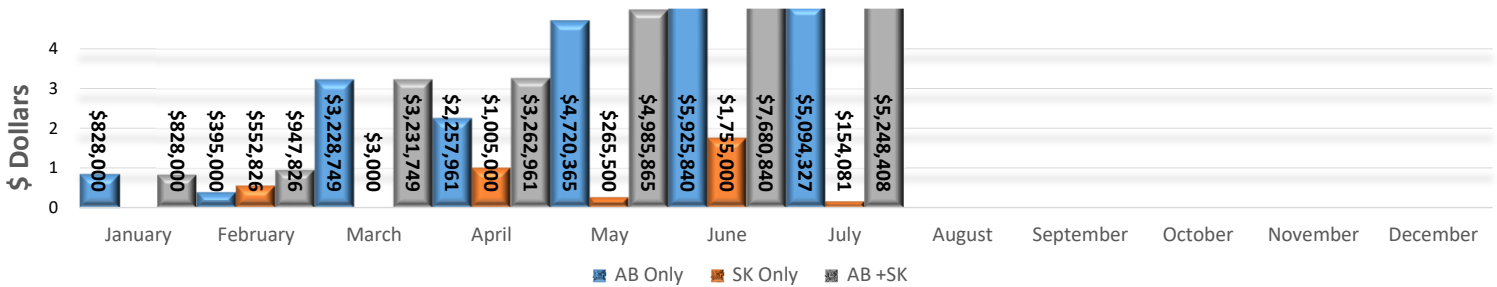
July 2024- Permits Issued



July 2024- Construction Values



2024 Construction Values Total



Year	2020	2021	2022	2023	2024
# of Permits	149	189	170	123	96
Construction Value	\$22,079,877	\$71,663,690	\$65,564,682	\$120,000,004	\$26,185,649
# of New Dwellings	28	32	125	22	27