

City of Lloydminster 2022 Building Statistics

Year To Date

Month	Commercial				Industrial				Institutional				Residential												Permit Total												
	New	Prt.	Improvement	Prt.	New	Prt.	Improvement	Prt.	New	Prt.	Improvement	Prt.	Prt.	New Single Det.	#	Prt.	Semi-Detached/Duplex	#	Prt.	Mobile Home	#	Prt.	New Apartment	#	Prt.	New Rowhouse	#	Prt.	New Townhouse	#	Prt.	Improvement	Prt.	Garage	# of Dwellings	Prts.	Value (\$)
January	\$80,000.00	1	\$83,600.00	2	\$381,000.00	1	\$14,000.00	1	\$0.00	0	\$0.00	0	2	\$560,000.00	2	0	\$0.00	0	0	\$0.00	0	0	\$0.00	0	0	\$0.00	0	0	\$0.00	0	2	\$49,000.00	0	\$0.00	2	9	\$1,167,600.00
February	\$0.00	0	\$841,730.00	4	\$0.00	0	\$0.00	0	\$0.00	0	\$0.00	0	1	\$480,000.00	1	0	\$0.00	0	0	\$0.00	0	0	\$0.00	0	0	\$0.00	0	0	\$0.00	0	2	\$25,000.00	0	\$0.00	1	7	\$1,346,730.00
March	\$0.00	0	\$853,999.00	3	\$0.00	0	\$0.00	0	\$0.00	0	\$0.00	0	3	\$1,380,000.00	3	0	\$0.00	0	0	\$0.00	0	0	\$0.00	0	0	\$0.00	0	0	\$0.00	0	0	\$5,000.00	2	\$0.00	3	8	\$2,238,999.00
April	\$0.00	0	\$525,000.00	4	\$0.00	0	\$0.00	0	\$0.00	0	\$26,000,000.00	1	3	\$1,066,346.00	3	0	\$0.00	0	0	\$0.00	0	0	\$0.00	0	0	\$0.00	0	0	\$0.00	0	9	\$88,300.00	2	\$55,000.00	3	19	\$27,734,646.00
May	\$0.00	0	\$25,000.00	1	\$1,500,000.00	1	\$0.00	0	\$0.00	0	\$0.00	0	6	\$1,940,000.00	6	0	\$0.00	0	0	\$0.00	0	0	\$0.00	0	0	\$0.00	0	0	\$0.00	0	10	\$387,505.00	1	\$35,000.00	6	19	\$3,687,505.00
June	\$0.00	0	\$0.00	0	\$0.00	0	\$0.00	0	\$0.00	0	\$0.00	0	0	\$0.00	0	0	\$0.00	0	0	\$0.00	0	0	\$0.00	0	0	\$0.00	0	0	\$0.00	0	0	\$0.00	0	0	0	0	\$0.00
July	\$0.00	0	\$0.00	0	\$0.00	0	\$0.00	0	\$0.00	0	\$0.00	0	0	\$0.00	0	0	\$0.00	0	0	\$0.00	0	0	\$0.00	0	0	\$0.00	0	0	\$0.00	0	0	\$0.00	0	0	0	0	\$0.00
August	\$0.00	0	\$0.00	0	\$0.00	0	\$0.00	0	\$0.00	0	\$0.00	0	0	\$0.00	0	0	\$0.00	0	0	\$0.00	0	0	\$0.00	0	0	\$0.00	0	0	\$0.00	0	0	\$0.00	0	0	0	0	\$0.00
September	\$0.00	0	\$0.00	0	\$0.00	0	\$0.00	0	\$0.00	0	\$0.00	0	0	\$0.00	0	0	\$0.00	0	0	\$0.00	0	0	\$0.00	0	0	\$0.00	0	0	\$0.00	0	0	\$0.00	0	0	0	0	\$0.00
October	\$0.00	0	\$0.00	0	\$0.00	0	\$0.00	0	\$0.00	0	\$0.00	0	0	\$0.00	0	0	\$0.00	0	0	\$0.00	0	0	\$0.00	0	0	\$0.00	0	0	\$0.00	0	0	\$0.00	0	0	0	0	\$0.00
November	\$0.00	0	\$0.00	0	\$0.00	0	\$0.00	0	\$0.00	0	\$0.00	0	0	\$0.00	0	0	\$0.00	0	0	\$0.00	0	0	\$0.00	0	0	\$0.00	0	0	\$0.00	0	0	\$0.00	0	0	0	0	\$0.00
December	\$0.00	0	\$0.00	0	\$0.00	0	\$0.00	0	\$0.00	0	\$0.00	0	0	\$0.00	0	0	\$0.00	0	0	\$0.00	0	0	\$0.00	0	0	\$0.00	0	0	\$0.00	0	0	\$0.00	0	0	0	0	\$0.00
Totals	\$80,000.00	1	\$8,000.00	14	\$1,881,000.00	2	\$14,000.00	1	\$0.00	0	\$26,000,000.00	1	15	\$5,426,346.00	15	0	\$0.00	0	0	\$0.00	0	0	\$0.00	0	0	\$0.00	0	0	\$0.00	0	23	\$554,805.00	5	\$90,000.00	15	62	\$36,375,480.00

Year To Year Totals

Year	Commercial				Industrial				Institutional				Residential												Permit Total															
	New	Prt.	Improvement	Prt.	New	Prt.	Improvement	Prt.	New	Prt.	Improvement	Prt.	Prt.	New Single Det.	#	Prt.	Semi-Detached	#	Prt.	Mobile Home	#	Prt.	New Apartment	#	Prt.	New Rowhouse	#	Prt.	New Townhouse	#	Prt.	Improvement	Prt.	Garage	# of Dwellings	Prts.	Value (\$)			
2022	\$80,000.00	1	\$0.00	14	\$1,881,000.00	2	\$14,000.00	1	\$0.00	0	\$26,000,000.00	1	15	\$5,426,346.00	15	0	\$0.00	0	0	\$0.00	0	0	\$0.00	0	0	\$0.00	0	0	\$0.00	0	23	\$554,805.00	5	\$90,000.00	15	62	\$36,375,480.00			
2021	\$12,905,000.00	3	\$12,883,594.00	73	\$4,311,394.00	2	\$4,735,000.00	5	\$7,100,000.00	1	\$16,011,080.00	4	28	\$11,234,000.00	30	1	\$430,000.00	2	0	\$0.00	0	0	\$0.00	0	0	\$0.00	0	0	\$0.00	0	52	\$1,873,822.00	20	\$150,000.00	32	189	\$71,633,690.00			
2020	\$3,585,000.00	4	\$4,577,330.00	20	\$3,900,000.00	2	\$0.00	0	\$0.00	0	\$7,363,140.00	6	24	\$7,363,383.00	24	0	\$0.00	0	0	\$0.00	0	0	\$560,000.00	4	0	\$0.00	4	0	\$0.00	0	83	\$1,113,024.00	9	\$146,000.00	28	149	\$22,079,877.00			
2019	\$5,875,273.50	4	\$5,461,401.29	31	\$1,900,000.00	2	\$88,000.00	3	\$0.00	0	\$1,992,500.00	6	18	\$5,688,500.00	18	0	\$0.00	0	0	\$0.00	0	0	\$0.00	5	0	\$3,023,276.00	16	0	\$0.00	0	80	\$1,049,400.00	2	\$75,000.00	40	143	\$25,153,350.79			
2018	\$2,523,795.00	5	\$6,099,045.00	42	\$0.00	0	\$887,000.00	3	\$0.00	0	\$1,825,866.00	8	38	\$12,041,000.00	38	0	\$0.00	0	0	\$0.00	0	0	\$0.00	0	0	\$0.00	0	0	\$0.00	0	94	\$1,616,700.00	4	\$97,000.00	38	194	\$25,090,406.00			
2017	\$10,848,000.00	5	\$6,812,660.00	46	\$1,650,000.00	2	\$476,098.15	5	\$674,000.00	1	\$760,000.00	2	51	\$16,321,900.00	51	0	\$0.00	0	0	\$0.00	0	0	\$0.00	0	0	\$1,545,000.00	8	1	\$465,000.00	4	89	\$1,020,460.00	6	\$121,500.00	63	212	\$40,732,618.15			
2016	\$4,858,293.00	7	\$5,687,433.00	35	\$2,400,000.00	5	\$384,000.00	5	\$0.00	0	\$4,580,000.00	3	51	\$16,125,057.00	51	0	\$0.00	0	1	\$85,000.00	1	0	\$0.00	0	1	\$860,000.00	6	0	\$0.00	0	141	\$1,629,521.00	8	\$175,452.00	58	257	\$36,784,756.00			
2015	\$36,380,121.00	27	\$12,764,942.00	50	\$9,579,783.00	7	\$450,030.00	3	\$0.00	0	\$14,492,183.00	6	107	\$36,733,666.00	107	0	\$0.00	0	0	\$0.00	0	0	\$0.00	0	2	\$1,000,000.00	9	2	\$1,200,000.00	8	172	\$6,414,697.61	12	\$255,000.00	124	375	\$119,270,424.61			
2014	\$36,105,414.00	17	\$3,780,278.00	37	\$19,218,290.50	11	\$1,217,000.00	3	\$90,000.00	1	\$3,294,000.00	4	254	\$68,331,474.00	245	0	\$0.00	0	0	\$0.00	0	0	\$25,358,000.00	300	2	\$1,400,000.00	16	9	\$4,137,218.00	36	217	\$4,247,205.00	44	\$204,000.00	600	599	\$172,734,879.50			
2013	\$56,345,014.42	15	\$16,718,307.00	52	\$21,371,879.00	17	\$2,985,404.00	10	\$9,000,000.00	1	\$657,851.00	7	241	\$64,885,874.00	245	0	\$0.00	0	0	\$0.00	0	0	\$404,000.00	3	0	\$0.00	0	28	\$13,756,506.00	132	1	\$600,367.00	4	199	\$1,440,943.87	11	\$243,716.00	384	585	\$188,409,162.29
2012	\$10,380,900.00	11	\$6,739,590.00	44	\$13,130,000.00	15	\$7,473,810.00	14	\$45,981,995.00	7	\$1,331,847.00	7	253	\$65,842,990.00	253	0	\$0.00	0	8	\$800,000.00	8	5	\$21,400,000.00	206	24	\$13,504,107.00	115	1	\$524,077.00	4	182	\$1,377,717.00	12	\$285,301.00	586	583	\$188,772,134.00			
2011	\$11,167,059.00	17	\$7,150,574.00	42	\$25,931,706.00	27	\$521,500.00	4	\$57,541,220.00	10	\$1,210,229.00	6	234	\$59,614,276.00	234	0	\$0.00	0	8	\$1,004,151.00	8	1	\$4,095,000.00	63	6	\$6,822,325.00	50	3	\$3,643,000.00	18	198	\$1,314,344.00	22	\$310,188.00	373	578	\$180,325,572.00			
2010	\$26,663,773.00	10	\$6,615,408.00	56	\$19,983,378.00	9	\$1,068,065.00	6	\$1,118,000.00	3	\$6,230,000.00	12	180	\$44,756,679.00	180	1	\$435,000.00	2	5	\$641,630.00	5	0	\$0.00	0	1	\$965,000.00	5	3	\$2,684,775.00	27	238	\$2,016,103.00	22	\$286,381.00	219	546	\$112,464,215.00			
2009	\$6,953,000.00	6	\$12,225,290.00	31	\$975,000.00	1	\$1,163,500.00	6	\$1,363,000.00	2	\$1,180,800.00	4	81	\$18,016,975.00	81	0	\$0.00	0	6	\$660,000.00	6	1	\$3,600,000.00	24	0	\$0.00	0	1	\$471,590.00	3	230	\$1,832,793.00	24	\$366,355.00	114	393	\$47,738,303.00			
2008	\$8,229,810.00	15	\$8,097,150.00	45	\$5,188,009.00	6	\$329,820.00	2	\$0.00	0	\$3,857,184.00	9	142	\$33,657,028.73	142	0	\$0.00	0	1	\$131,000.00	1	5	\$24,822,011.00	181	3	\$1,901,920.00	14	2	\$7,355,260.00	42	267	\$2,408,800.00	5	\$76,620.00	380	502	\$96,055,522.73			
2007	\$21,023,000.00	13	\$13,405,450.00	45	\$5,330,000.00	9	\$4,698,100.00	10	\$0.00	0	\$2,640,427.00	7	254	\$53,675,345.27	254	1	\$96,440.00	2	0	\$0.00	0	3	\$6,700,000.00	85	3	\$5,787,318.27	85	0	\$0.00	0	283	\$2,202,077.86	41	\$469,109.03	386	669	\$118,627,261.43			
2006	\$5,541,130.00	10	\$7,284,085.24	35	\$9,918,154.50	14	\$739,000.00	8	\$6,591,758.60	3																														

2022 ALBERTA VS. SASKATCHEWAN PERMIT TOTALS

Alberta

Monthly Totals

	Residential			Prt	Commercial \$	Prt	Industrial \$	Prt	Institutional \$				
	Prt	New Dwelling \$	#							Improvement \$	Garage \$		
January	2	\$560,000.00	2	1	\$39,000.00	0	\$0.00	3	\$163,600.00	1	\$14,000.00	0	\$0.00
February	1	\$480,000.00	1	1	\$10,000.00	0	\$0.00	4	\$841,730.00	0	\$0.00	0	\$0.00
March	3	\$1,380,000.00	3	2	\$5,000.00	0	\$0.00	3	\$853,999.00	0	\$0.00	0	\$0.00
April	3	\$1,066,346.00	3	7	\$78,000.00	1	\$35,000.00	4	\$525,000.00	0	\$0.00	1	\$26,000,000.00
May	6	\$1,940,000.00	6	7	\$223,305.00	1	\$35,000.00	1	\$25,000.00	1	\$1,500,000.00	0	\$0.00
June	0	\$0.00	0	0	\$0.00	0	\$0.00	0	\$0.00	0	\$0.00	0	\$0.00
July	0	\$0.00	0	0	\$0.00	0	\$0.00	0	\$0.00	0	\$0.00	0	\$0.00
August	0	\$0.00	0	0	\$0.00	0	\$0.00	0	\$0.00	0	\$0.00	0	\$0.00
September	0	\$0.00	0	0	\$0.00	0	\$0.00	0	\$0.00	0	\$0.00	0	\$0.00
October	0	\$0.00	0	0	\$0.00	0	\$0.00	0	\$0.00	0	\$0.00	0	\$0.00
November	0	\$0.00	0	0	\$0.00	0	\$0.00	0	\$0.00	0	\$0.00	0	\$0.00
December	0	\$0.00	0	0	\$0.00	0	\$0.00	0	\$0.00	0	\$0.00	0	\$0.00
Total	15	\$5,426,346.00	15	18	\$355,305.00	2	\$70,000.00	15	\$2,409,329.00	2	\$1,514,000.00	1	\$26,000,000.00

Total Permits		
Permits	Value \$	Dwellings
7	\$776,600.00	2
6	\$1,331,730.00	1
8	\$2,238,999.00	3
16	\$27,704,346.00	3
16	\$3,723,305.00	6
0	\$0.00	0
0	\$0.00	0
0	\$0.00	0
0	\$0.00	0
0	\$0.00	0
0	\$0.00	0
0	\$0.00	0
0	\$0.00	0
0	\$0.00	0
0	\$0.00	0
0	\$0.00	0
53	\$35,774,980.00	15

	Prts	Value \$	Dwell #
January	9	\$1,167,600.00	2
February	7	\$1,346,730.00	1
March	8	\$2,238,999.00	3
April	19	\$27,734,646.00	3
May	19	\$3,887,505.00	6
June	0	\$0.00	0
July	0	\$0.00	0
August	0	\$0.00	0
September	0	\$0.00	0
October	0	\$0.00	0
November	0	\$0.00	0
December	0	\$0.00	0
Year To Date	62	\$36,375,480.00	15

% of Total Permits 85.48% 98.35% 100.00%

Saskatchewan

	Residential			Prt	Commercial \$	Prt	Industrial \$	Prt	Institutional \$				
	Prt	New Dwelling \$	#							Improvement \$	Garage \$		
January	0	\$0.00	0	1	\$10,000.00	0	\$0.00	1	\$381,000.00	0	\$0.00		
February	0	\$0.00	0	1	\$15,000.00	0	\$0.00	0	\$0.00	0	\$0.00		
March	0	\$0.00	0	0	\$0.00	0	\$0.00	0	\$0.00	0	\$0.00		
April	0	\$0.00	0	2	\$10,300.00	1	\$20,000.00	0	\$0.00	0	\$0.00		
May	0	\$0.00	0	3	\$164,200.00	0	\$0.00	0	\$0.00	0	\$0.00		
June	0	\$0.00	0	0	\$0.00	0	\$0.00	0	\$0.00	0	\$0.00		
July	0	\$0.00	0	0	\$0.00	0	\$0.00	0	\$0.00	0	\$0.00		
August	0	\$0.00	0	0	\$0.00	0	\$0.00	0	\$0.00	0	\$0.00		
September	0	\$0.00	0	0	\$0.00	0	\$0.00	0	\$0.00	0	\$0.00		
October	0	\$0.00	0	0	\$0.00	0	\$0.00	0	\$0.00	0	\$0.00		
November	0	\$0.00	0	0	\$0.00	0	\$0.00	0	\$0.00	0	\$0.00		
December	0	\$0.00	0	0	\$0.00	0	\$0.00	0	\$0.00	0	\$0.00		
Total	0	\$0.00	0	7	\$199,500.00	1	\$20,000.00	0	\$0.00	1	\$381,000.00	0	\$0.00

Total Permits		
Permits	Value \$	Dwellings
2	\$391,000.00	0
1	\$15,000.00	0
0	\$0.00	0
3	\$30,300.00	0
3	\$164,200.00	0
0	\$0.00	0
0	\$0.00	0
0	\$0.00	0
0	\$0.00	0
0	\$0.00	0
0	\$0.00	0
0	\$0.00	0
0	\$0.00	0
0	\$0.00	0
9	\$600,500.00	0

% of Total Permits 14.52% 1.65% 0.00%



19

Permits issued
In May



\$3,887,505

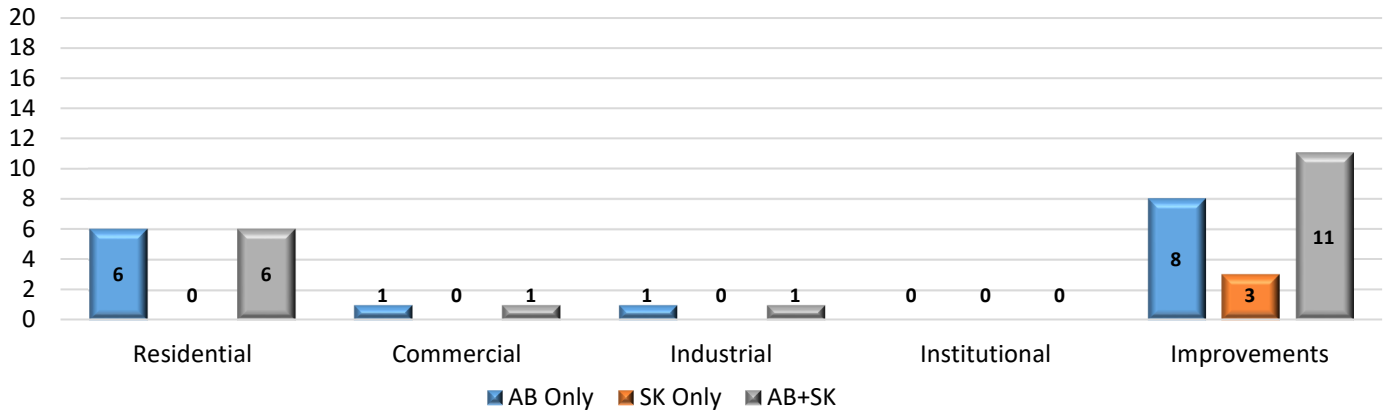
May
Construction Value



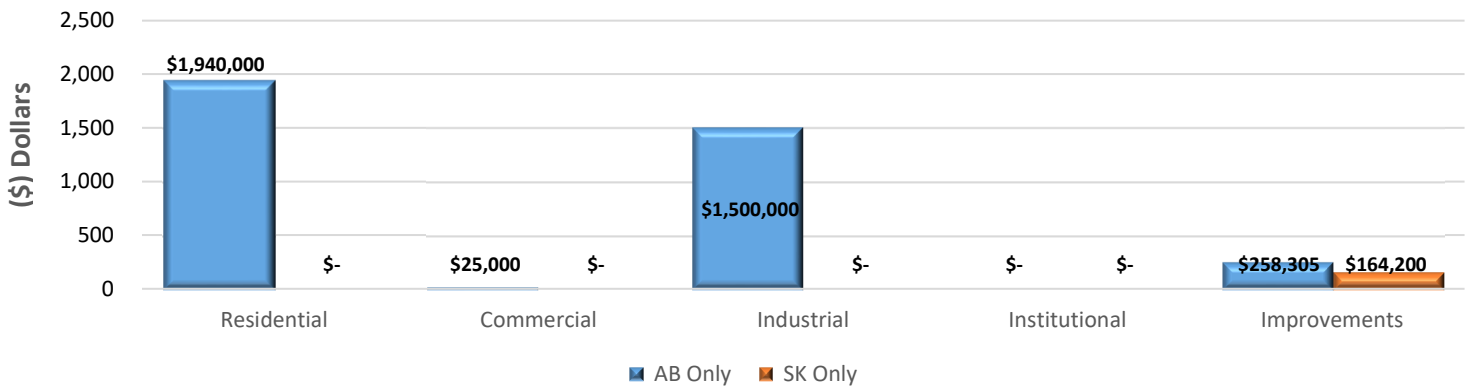
6

New Dwellings
in May

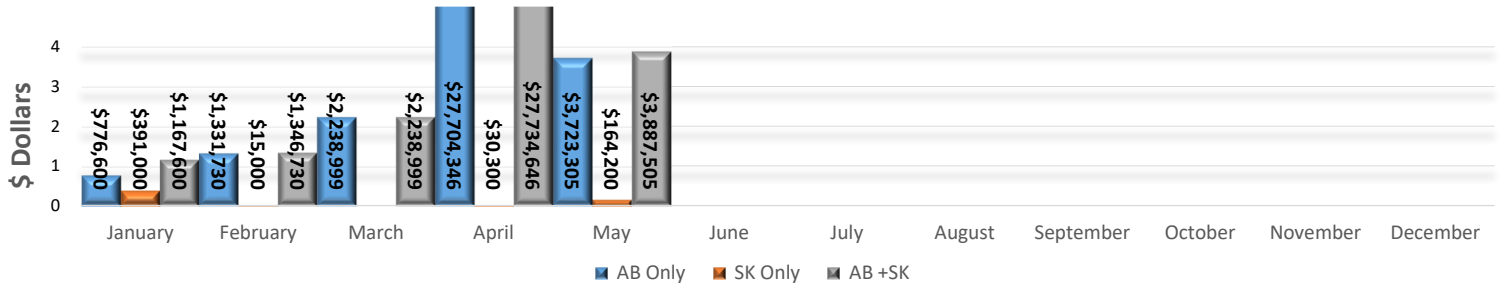
May 2022 - Permits Issued



May 2022- Construction Values



2022 Construction Values Total



Year	2018	2019	2020	2021	2022
# of Permits	194	151	151	189	62
Consturction Value	\$25,090,406	\$25,153,350	\$22,079,877	\$71,663,690	\$36,375,480
# of New Dwellings	38	40	28	32	9

May 2022 - Permits Issued

Permit Number	Project Information	Type of Work	Construction Value Total	Construction Location	Lot/Block/Plan
AB					
LYDB005222MU	Industrial	New Construction	\$1,500,000.00	7307 56 Street	1 A 142 2251
AB	1		\$1,500,000.00		
LYDB006422MU	Commercial	Renovation	\$25,000.00	1- - 5129 39 Street	5 2 852 2416
AB	1		\$25,000.00		
LYDB005122MU	Residential	Garage	\$35,000.00	5209 32 Street	5 19 1679 TR
LYDB005322MU	Residential	Shed	\$5,000.00	6208 20 Street Close	30 6 142 3846
LYDB005422MU	Residential	Solar Panels	\$18,725.00	5226 15 Street	82 54 074 0287
LYDB005522MU	Residential	Solar Panels	\$12,780.00	5224 21 Street	48 52 052 6101
LYDB005722MU	Residential	Deck	\$20,000.00	1609 55 Avenue Close	155 54 102 4352
LYDB005922MU	Residential	Deck	\$11,800.00	1804 59B Avenue Close	73 2 132 4033
LYDB006022MU	Residential	Addition	\$100,000.00	6308 42 Street	25 5 992 6121
LYDB005022MU	Residential	Addition	\$55,000.00	2308 53 Avenue	5 47 946 1606
AB	8	Total	\$258,305.00		
LYDB006322MU	Residential	New Construction	\$290,000.00	6203 19 Street	18 14 142 4772
LYDB003722MU	Residential	New Construction	\$300,000.00	6022 13 Street	18 15 172-3446
LYDB003822MU	Residential	New Construction	\$280,000.00	5507 13 Street	84 57 152 3564
LYDB004922MU	Residential	New Construction	\$480,000.00	2014 61 Avenue	15 6 142 3221
LYDB006522MU	Residential	New Construction	\$230,000.00	6002 17 Street	32 12 152 0465
LYDB005822MU	Residential	New Construction	\$360,000.00	7302 37 Street Close	31 25 132 4708
AB	6	TOTAL	\$1,940,000.00		
	16	AB TOTAL	\$3,723,305.00		
SK					
LYDB005622MU	Multi Family	Solar Panels	\$152,200.00	3201 45 Avenue	A 12 80B07482
LYDB006122MU	Residential	Deck	\$2,000.00	4735 13 Street	44 2 102076871
LYDB006222MU	Residential	Basement Development	\$10,000.00	4727 13 Street	40 2 102076871
	3	TOTAL	\$164,200.00		
	3	SK TOTAL	\$164,200.00		

19 PERMITS ISSUED	SK TOTAL	\$164,200.00	3 SK PERMITS
	AB TOTAL	\$3,723,305.00	16 AB PERMITS
	AB + SK TOTAL	\$3,887,505.00	