

# City of Lloydminster 2026 Building Statistics

## Year To Date

Month	Commercial				Industrial				Institutional				Residential										Permit Total																	
	New	Prt.	Improvement	Prt.	New	Prt.	Improvement	Prt.	New	Prt.	Improvement	Prt.	Prt.	New Single Det.	#	Prt.	Semi-Detached/ Duplex	#	Prt.	Mobile Home	#	Prt.	New Apartment/ Garden Suite/Basement Suite	#	Prt.	New Rowhouse	#	Prt.	New Townhouse	#	Prt.	Improvement	Prt.	Garage	# of Dwellings	Prts.	Value (\$)			
January	\$0.00	0	\$1,925,000.00	5	\$0.00	0	\$15,000.00	1	\$0.00	0	\$0.00	0	1	\$420,000.00	1	0	\$0.00	0	0	\$0.00	0	0	\$45,000.00	1	0	\$0.00	0	0	\$0.00	0	3	\$61,179.89	0	\$0.00	2	11	\$2,466,179.89			
February	\$0.00	0	\$0.00	0	\$0.00	0	\$100,000.00	1	\$0.00	0	\$0.00	0	2	\$1,075,000.00	2	0	\$0.00	0	0	\$0.00	0	0	\$0.00	0	0	\$0.00	0	0	\$0.00	0	1	\$33,000.00	0	\$0.00	2	4	\$1,208,000.00			
March	\$0.00	0	\$700,000.00	2	\$0.00	0	\$100,000.00	1	\$0.00	0	\$0.00	0	3	\$1,625,000.00	3	0	\$0.00	0	0	\$0.00	0	0	\$0.00	0	0	\$0.00	0	0	\$0.00	0	0	\$54,278.00	3	\$0.00	3	9	\$2,479,278.00			
April	\$2,495,351.00	2	\$315,000.00	3	\$0.00	0	\$0.00	0	\$0.00	0	\$0.00	0	4	\$2,025,000.00	4	0	\$0.00	0	0	\$0.00	0	0	\$0.00	1	0	\$900,000.00	4	0	\$0.00	0	0	\$0.00	0	5	\$106,996.60	0	\$0.00	8	15	\$5,842,349.60
May	\$0.00	0	\$477,700.00	3	\$0.00	0	\$1,675,000.00	3	\$0.00	0	\$113,707.88	1	5	\$2,650,000.00	5	0	\$0.00	0	0	\$0.00	0	0	\$0.00	0	0	\$0.00	0	0	\$0.00	0	12	\$352,748.59	0	\$0.00	5	24	\$5,199,156.47			
June	\$0.00	0	\$0.00	0	\$0.00	0	\$0.00	0	\$0.00	0	\$0.00	0	0	\$0.00	0	0	\$0.00	0	0	\$0.00	0	0	\$0.00	0	0	\$0.00	0	0	\$0.00	0	0	\$0.00	0	0	0	0	\$0.00			
July	\$0.00	0	\$0.00	0	\$0.00	0	\$0.00	0	\$0.00	0	\$0.00	0	0	\$0.00	0	0	\$0.00	0	0	\$0.00	0	0	\$0.00	0	0	\$0.00	0	0	\$0.00	0	0	\$0.00	0	0	0	0	\$0.00			
August	\$0.00	0	\$0.00	0	\$0.00	0	\$0.00	0	\$0.00	0	\$0.00	0	0	\$0.00	0	0	\$0.00	0	0	\$0.00	0	0	\$0.00	0	0	\$0.00	0	0	\$0.00	0	0	\$0.00	0	0	0	0	\$0.00			
September	\$0.00	0	\$0.00	0	\$0.00	0	\$0.00	0	\$0.00	0	\$0.00	0	0	\$0.00	0	0	\$0.00	0	0	\$0.00	0	0	\$0.00	0	0	\$0.00	0	0	\$0.00	0	0	\$0.00	0	0	0	0	\$0.00			
October	\$0.00	0	\$0.00	0	\$0.00	0	\$0.00	0	\$0.00	0	\$0.00	0	0	\$0.00	0	0	\$0.00	0	0	\$0.00	0	0	\$0.00	0	0	\$0.00	0	0	\$0.00	0	0	\$0.00	0	0	0	0	\$0.00			
November	\$0.00	0	\$0.00	0	\$0.00	0	\$0.00	0	\$0.00	0	\$0.00	0	0	\$0.00	0	0	\$0.00	0	0	\$0.00	0	0	\$0.00	0	0	\$0.00	0	0	\$0.00	0	0	\$0.00	0	0	0	0	\$0.00			
December	\$0.00	0	\$0.00	0	\$0.00	0	\$0.00	0	\$0.00	0	\$0.00	0	0	\$0.00	0	0	\$0.00	0	0	\$0.00	0	0	\$0.00	0	0	\$0.00	0	0	\$0.00	0	0	\$0.00	0	0	0	0	\$0.00			
<b>Totals</b>	<b>\$2,495,351.00</b>	<b>2</b>	<b>\$3,347,700.00</b>	<b>13</b>	<b>\$0.00</b>	<b>0</b>	<b>\$1,890,000.00</b>	<b>6</b>	<b>\$0.00</b>	<b>0</b>	<b>\$113,707.88</b>	<b>1</b>	<b>15</b>	<b>\$7,795,000.00</b>	<b>15</b>	<b>0</b>	<b>\$0.00</b>	<b>0</b>	<b>1</b>	<b>\$0.00</b>	<b>0</b>	<b>1</b>	<b>\$45,000.00</b>	<b>1</b>	<b>1</b>	<b>\$900,000.00</b>	<b>4</b>	<b>0</b>	<b>\$0.00</b>	<b>0</b>	<b>21</b>	<b>\$608,205.08</b>	<b>3</b>	<b>\$0.00</b>	<b>20</b>	<b>64</b>	<b>\$17,194,963.96</b>			

## Year To Year Totals

Year	Commercial				Industrial				Institutional				Residential										Permit Total																
	New	Prt.	Improvement	Prt.	New	Prt.	Improvement	Prt.	New	Prt.	Improvement	Prt.	Prt.	New Single Det.	#	Prt.	Semi-Detached/ Duplex	#	Prt.	Mobile Home	#	Prt.	New Apartment/ Garden Suite/Basement Suite	#	Prt.	New Rowhouse	#	Prt.	New Townhouse	#	Prt.	Improvement	Prt.	Garage	# of Dwellings	Prts.	Value (\$)		
2026	\$2,495,351.00	2	\$3,347,700.00	13	\$0.00	0	\$1,890,000.00	6	\$0.00	0	\$113,707.88	1	15	7795000.00	15	0	\$0.00	0	1	\$0.00	0	1	\$45,000.00	1	1	\$900,000.00	4	0	\$0.00	0	21	608205.08	3	\$0.00	20	64	\$17,194,963.96		
2025	\$38,020,604.00	6	\$2,902,693.10	56	\$970,000.00	2	\$2,380,000.00	6	\$0.00	0	\$2,367,006.00	6	34	\$20,036,000.00	34	0	\$0.00	0	1	\$158,100.00	1	0	\$10,000.00	1	3	\$2,420,000.00	10	0	\$0.00	0	82	\$1,876,017.24	9	\$199,324.00	46	205	\$89,340,344.34		
2024	\$ 3,158,850.00	6	\$ 5,115,926.00	24	\$ 7,142,420.00	4	\$ 3,334,870.00	8	\$ 0.00	0	\$ 3,780,524.00	6	40	\$ 18,321,000.00	42	0	\$ 0.00	0	0	\$ 0.00	0	0	\$ 90,000.00	4	0	\$ 0.00	0	0	\$ 0.00	0	63	\$ 3,034,874.00	5	\$154,000.00	46	160	\$ 44,132,464.00		
2023	\$21,214,162.00	5	\$10,429,328.00	35	\$0.00	0	\$311,757.00	3	\$74,045,000.00	1	\$3,145,374.00	5	19	\$9,137,590.00	2	1	\$350,000.00	2	1	\$100,000.00	1	0	\$0.00	0	0	\$0.00	0	\$0.00	0	0	\$0.00	0	52	\$1,176,793.00	11	\$90,000.00	22	123	\$120,000,004.00
2022	\$2,080,000.00	3	\$4,975,071.00	36	\$1,881,000.00	2	\$219,000.00	2	\$0.00	0	\$26,180,000.00	2	34	\$14,240,346.00	34	2	\$300,000.00	4	0	\$0.00	0	0	\$0.00	0	18	\$11,960,000.00	91	0	\$0.00	0	58	\$3,554,265.00	13	\$175,000.00	129	170	\$65,564,682.00		
2021	\$12,905,000.00	3	\$12,883,594.00	73	\$4,311,394.00	2	\$4,735,000.00	5	\$7,100,000.00	1	\$16,111,080.00	4	28	\$11,234,000.00	30	1	\$430,000.00	2	0	\$0.00	0	0	\$0.00	0	0	\$0.00	0	\$0.00	0	0	\$0.00	0	52	\$1,873,622.00	20	\$150,000.00	32	189	\$71,633,690.00
2020	\$3,585,000.00	4	\$4,577,330.00	20	\$3,900,000.00	2	\$0.00	0	\$0.00	0	\$835,140.00	6	24	\$7,363,383.00	24	0	\$0.00	0	0	\$0.00	0	0	\$0.00	0	1	\$660,000.00	4	0	\$0.00	0	83	\$1,113,024.00	9	\$146,000.00	28	149	\$22,079,877.00		
2019	\$5,875,273.50	4	\$5,461,401.29	31	\$1,900,000.00	2	\$88,000.00	3	\$0.00	0	\$1,992,500.00	6	18	\$5,688,500.00	18	0	\$0.00	0	0	\$0.00	0	0	\$0.00	0	5	\$3,023,276.00	16	0	\$0.00	0	80	\$1,049,400.00	2	\$75,000.00	40	143	\$25,153,350.79		
2018	\$2,523,795.00	5	\$6,099,045.00	42	\$0.00	0	\$887,000.00	3	\$0.00	0	\$1,825,866.00	8	38	\$12,041,000.00	38	0	\$0.00	0	0	\$0.00	0	0	\$0.00	0	0	\$0.00	0	0	\$0.00	0	94	\$1,616,700.00	4	\$97,000.00	38	194	\$25,090,406.00		
2017	\$10,848,000.00	5	\$9,812,660.00	46	\$1,650,000.00	2	\$4,796,598.15	5	\$674,000.00	1	\$760,000.00	2	51	\$16,321,900.00	51	0	\$0.00	0	0	\$0.00	0	0	\$0.00	0	0	\$1,545,000.00	8	1	\$465,000.00	4	89	\$1,020,460.00	6	\$121,500.00	63	212	\$40,732,618.15		
2016	\$4,858,293.00	7	\$5,687,433.00	35	\$2,400,000.00	5	\$384,000.00	5	\$0.00	0	\$4,580,000.00	3	51	\$18,126,057.00	51	0	\$0.00	0	1	\$85,000.00	1	0	\$0.00	0	1	\$880,000.00	6	0	\$0.00	0	141	\$1,829,531.00	8	\$176,452.00	58	257	\$36,784,756.00		
2015	\$36,380,121.00	27	\$12,764,942.00	50	\$9,579,783.00	7	\$450,030.00	3	\$0.00	0	\$14,492,183.00	6	107	\$36,733,668.00	107	0	\$0.00	0	0	\$0.00	0	0	\$0.00	0	1	\$1,000,000.00	9	2	\$1,200,000.00	8	172	\$6,414,697.61	12	\$255,000.00	124	375	\$119,270,424.61		
2014	\$36,105,414.00	17	\$8,760,278.00	37	\$19,218,290.50	11	\$1,217,000.00	3	\$90,000.00	1	\$3,294,000.00	4	254	\$68,331,474.00	245	0	\$0.00	0	3	\$372,000.00	3	6	\$25,358,000.00	300	2	\$1,400,000.00	16	9	\$4,137,219.00	36	217	\$4,247,205.00	44	\$204,000.00	600	599	\$172,734,879.50		
2013	\$56,345,014.42	15	\$16,718,307.00	52	\$21,371,379.00	17	\$2,985,404.00	10	\$9,000,000.00	1	\$657,651.00	7	241	\$84,885,874.00	245	0	\$0.00	0	3	\$404,000.00	3	0	\$0.00	0	28	\$1,756,506.00	132	1	\$600,367.00	4	199	\$1,440,943.87	11	\$243,716.00	384	585	\$188,409,162.29		
2012	\$10,380,900.00	11	\$6,739,590.00	44	\$13,130,000.00	15	\$7,473,610.00	14	\$45,981,995.00	7	\$1,331,847.00	7	253	\$65,842,990.00	253	0	\$0.00	0	8	\$800,000.00	4	5	\$21,400,000.00	206	24	\$13,504,107.00	115	1	\$524,077.00	4	182	\$1,377,717.00	12	\$265,301.00	586	583	\$188,772,134.00		
2011	\$11,167,059.00	10	\$7,150,574.00	42	\$25,931,706.00	27	\$521,300.00	4	\$57,541,220.00	10	\$1,210,229.00	6	234	\$59,614,276.00	234	0	\$0.00	0	0	\$0.00	0	0	\$0.00	0	6	\$6,822,325.00	50	3	\$3,643,000.00	18	198	\$1,314,344.00	22	\$310,188.00	373	578	\$180,325,572.00		
2010	\$25,583,773.00	10	\$6,515,408.00	56	\$19,983,378.00	9	\$1,068,065.00	6	\$118,000.0																														





**24**

Permits issued  
In May



**\$5,199,156**

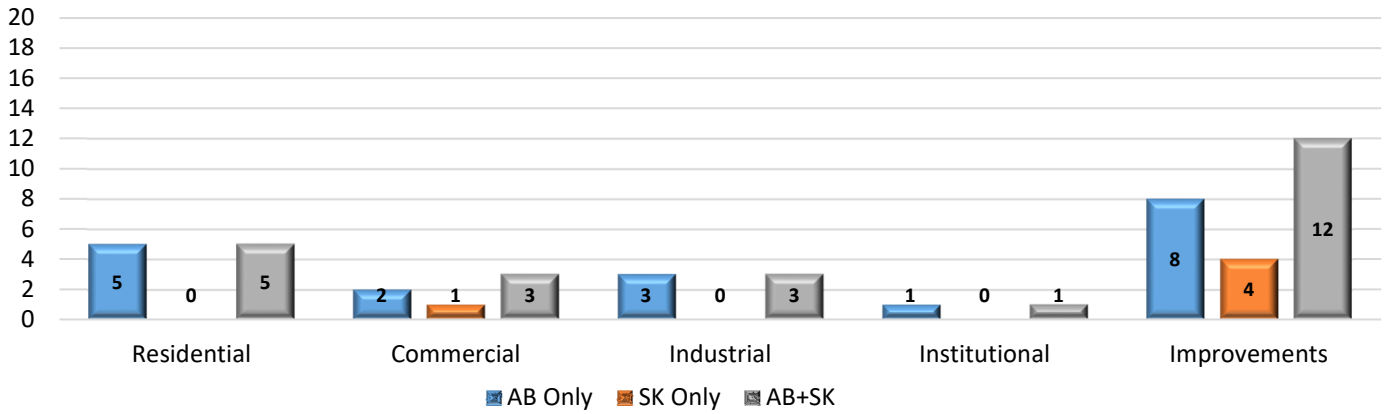
May  
Construction Value



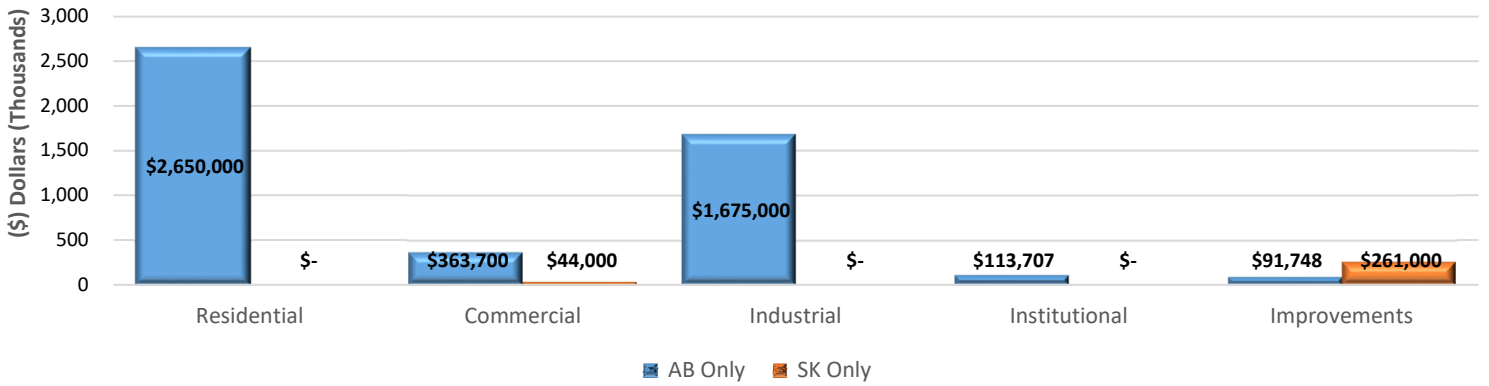
**5**

New Dwelling Units  
issued in May

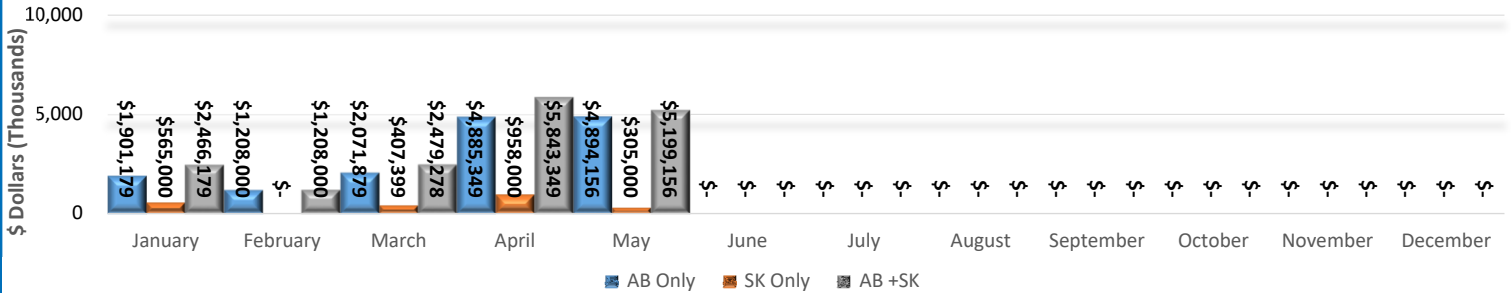
### May 2026 - Permits Issued



### May 2026 - Construction Values



### 2026 - Construction Values Total



Year	2022	2023	2024	2025	2026
# of Permits	170	123	160	205	63
Construction Value	\$65,564,682	\$120,000,004	\$44,132,464	\$89,340,344	\$17,195,963
# of New Dwelling Units	125	22	46	46	20

## May 2026 - Permits Issued

Permit Number	Project Information	Type of Work	Construction Value Total	Construction Location	Lot/Block/Plan
<b>AB</b>					
LYDB003426MU	Industrial	Renovation	\$50,000.00	5204 63 Avenue	8 16 032 3247
LYDB003526MU	Industrial	Accessory Building	\$125,000.00	5204 63 Avenue	8 16 032 3247
LYDB004826MU	Industrial	Addition	\$1,500,000.00	5502 63 Avenue	9 16 042 3716
<b>AB</b>	<b>3</b>		<b>\$1,675,000.00</b>		
LYDB005626MU	Commercial	Renovation	\$325,000.00	8- - 6601 44 Street	9 2 832 1968
LYDB005726MU	Commercial	Renovation	\$38,700.00	5302 50 Avenue	13 23 212 0169
<b>AB</b>	<b>2</b>		<b>\$363,700.00</b>		
LYDB006126MU	Institutional	Addition	\$113,707.88	3103 52 Avenue	30 782 0260
<b>AB</b>	<b>1</b>		<b>\$113,707.88</b>		
LYDB005226MU	Residential	Deck	\$11,000.00	1308 59B Avenue	32 15 172 2062
LYDB005926MU	Residential	Deck	\$31,650.00	6303 17 Street	60 14 142 4772
LYDB007126MU	Residential	Deck	\$850.00	5516 14 Street	43 58 232 1629
LYDB007226MU	Residential	Deck	\$7,000.00	44-2715 73 Avenue	44 CONDO 112 2271
LYDB006626MU	Residential	Deck	\$18,748.59	3912 66 Avenue	6 11 992 5179
LYDB006726MU	Residential	Deck	\$7,000.00	7307 40 Street	3 29 092 1781
LYDB006926MU	Residential	Accessory Building	\$3,500.00	7107 39A Street	37 28 092 1781
LYDB005426MU	Residential	Renovation	\$12,000.00	5631 46 Street	11 61 2358 MC
<b>AB</b>	<b>8</b>		<b>\$91,748.59</b>		
LYDB006226MU	Residential	New Construction	\$450,000.00	1801 60 Avenue	57 5 252 1307
LYDB007726MU	Residential	New Construction	\$700,000.00	6005 19 Street Close	52 13 252 1307
LYDB007826MU	Residential	New Construction	\$540,000.00	1803 60 Avenue	56 5 252 1307
LYDB005026MU	Residential	New Construction	\$600,000.00	6003 19 Street Close	53 13 252 1307
LYDB006826MU	Residential	New Construction	\$360,000.00	1305 56 Avenue	14 57A 242 1583
<b>AB</b>	<b>5</b>		<b>\$2,650,000.00</b>		
	<b>19</b>	<b>AB TOTAL</b>	<b>\$4,894,156.47</b>		
<b>SK</b>					
LYDB002426MU	Commercial	Addition	\$44,000.00	3705 44 Street	10 5 101927875
<b>SK</b>	<b>1</b>		<b>\$44,000.00</b>		
LYDB006526MU	Residential	Basement Development	\$45,000.00	1318 47 Avenue	9 13 102176681
LYDB005826MU	Residential	Renovation	\$200,000.00	4636 45 Street	36 23 B1127
LYDB006026MU	Residential	Deck	\$4,000.00	1828 49 Avenue	16 1 82B0 1941
LYDB006326MU	Residential	Deck	\$12,000.00	1318 47 Avenue	9 13 102176681
<b>SK</b>	<b>4</b>		<b>\$261,000.00</b>		
	<b>5</b>	<b>SK TOTAL</b>	<b>\$305,000.00</b>		
<b>24 PERMITS ISSUED</b>		<b>SK TOTAL</b>	<b>\$305,000.00</b>	<b>SK PERMITS</b>	<b>0 New SK Dwelling Units</b>
		<b>AB TOTAL</b>	<b>\$4,894,156.47</b>	<b>AB PERMITS</b>	<b>5 New AB Dwelling Units</b>
		<b>AB + SK TOTAL</b>	<b>\$5,199,156.47</b>		