

City of Lloydminster 2022 Building Statistics

Year To Date

Month	Commercial				Industrial				Institutional				Residential												Permit Total													
	New	Prt.	Improvement	Prt.	New	Prt.	Improvement	Prt.	New	Prt.	Improvement	Prt.	Prt.	New Single Det.	#	Prt.	Semi-Detached/Duplex	#	Prt.	Mobile Home	#	Prt.	New Apartment	#	Prt.	New Rowhouse	#	Prt.	New Townhouse	#	Prt.	Improvement	Prt.	Garage	# of Dwellings	Prts.	Value (\$)	
January	\$80,000.00	1	\$83,600.00	2	\$381,000.00	1	\$14,000.00	1	\$0.00	0	\$0.00	0	2	\$560,000.00	2	0	\$0.00	0	0	\$0.00	0	0	\$0.00	0	0	\$0.00	0	0	\$0.00	0	2	\$49,000.00	0	\$0.00	2	9	\$1,167,600.00	
February	\$0.00	0	\$841,730.00	4	\$0.00	0	\$0.00	0	\$0.00	0	\$0.00	0	1	\$480,000.00	1	0	\$0.00	0	0	\$0.00	0	0	\$0.00	0	0	\$0.00	0	0	\$0.00	0	2	\$25,000.00	0	\$0.00	1	7	\$1,346,730.00	
March	\$0.00	0	\$853,999.00	3	\$0.00	0	\$0.00	0	\$0.00	0	\$0.00	0	3	\$1,380,000.00	3	0	\$0.00	0	0	\$0.00	0	0	\$0.00	0	0	\$0.00	0	0	\$0.00	0	0	\$5,000.00	2	\$0.00	3	8	\$2,238,999.00	
April	\$0.00	0	\$525,000.00	4	\$0.00	0	\$0.00	0	\$0.00	0	\$0.00	0	1	\$1,066,346.00	1	3	\$26,000,000.00	1	0	\$0.00	0	0	\$0.00	0	0	\$0.00	0	0	\$0.00	0	0	\$88,300.00	2	\$55,000.00	3	19	\$2,734,646.00	
May	\$0.00	0	\$25,000.00	1	\$1,500,000.00	1	\$0.00	0	\$0.00	0	\$0.00	0	6	\$1,940,000.00	6	0	\$0.00	0	0	\$0.00	0	0	\$0.00	0	0	\$0.00	0	0	\$0.00	0	10	\$387,500.00	1	\$35,000.00	6	19	\$3,887,500.00	
June	\$2,000,000.00	2	\$185,000.00	2	\$0.00	0	\$0.00	0	\$0.00	0	\$0.00	0	4	\$1,741,000.00	4	0	\$0.00	0	0	\$0.00	0	0	\$0.00	0	3	\$1,680,000.00	15	0	\$0.00	0	12	\$236,003.00	0	\$0.00	19	23	\$5,822,003.00	
July	\$0.00	0	\$279,000.00	2	\$0.00	0	\$0.00	0	\$0.00	0	\$0.00	0	1	\$1,520,000.00	1	4	\$1,520,000.00	4	0	\$0.00	0	0	\$0.00	0	3	\$600,000.00	4	0	\$0.00	0	7	\$61,935.00	0	\$0.00	8	15	\$2,640,935.00	
August	\$0.00	0	\$0.00	0	\$0.00	0	\$0.00	0	\$0.00	0	\$0.00	0	0	\$0.00	0	0	\$0.00	0	0	\$0.00	0	0	\$0.00	0	0	\$0.00	0	0	\$0.00	0	0	\$0.00	0	0	0	0	\$0.00	
September	\$0.00	0	\$0.00	0	\$0.00	0	\$0.00	0	\$0.00	0	\$0.00	0	0	\$0.00	0	0	\$0.00	0	0	\$0.00	0	0	\$0.00	0	0	\$0.00	0	0	\$0.00	0	0	\$0.00	0	0	0	0	0	\$0.00
October	\$0.00	0	\$0.00	0	\$0.00	0	\$0.00	0	\$0.00	0	\$0.00	0	0	\$0.00	0	0	\$0.00	0	0	\$0.00	0	0	\$0.00	0	0	\$0.00	0	0	\$0.00	0	0	\$0.00	0	0	0	0	0	\$0.00
November	\$0.00	0	\$0.00	0	\$0.00	0	\$0.00	0	\$0.00	0	\$0.00	0	0	\$0.00	0	0	\$0.00	0	0	\$0.00	0	0	\$0.00	0	0	\$0.00	0	0	\$0.00	0	0	\$0.00	0	0	0	0	0	\$0.00
December	\$0.00	0	\$0.00	0	\$0.00	0	\$0.00	0	\$0.00	0	\$0.00	0	0	\$0.00	0	0	\$0.00	0	0	\$0.00	0	0	\$0.00	0	0	\$0.00	0	0	\$0.00	0	0	\$0.00	0	0	0	0	0	\$0.00
Totals	\$2,080,000.00	3	\$0.00	18	\$1,881,000.00	2	\$14,000.00	1	\$0.00	0	\$26,180,000.00	2	23	\$8,687,346.00	23	0	\$0.00	0	0	\$0.00	0	0	\$0.00	0	4	\$2,260,000.00	19	0	\$0.00	0	42	\$852,743.00	5	\$90,000.00	42	100	\$44,838,418.00	

Year To Year Totals

Year	Commercial				Industrial				Institutional				Residential												Permit Total												
	New	Prt.	Improvement	Prt.	New	Prt.	Improvement	Prt.	New	Prt.	Improvement	Prt.	Prt.	New Single Det.	#	Prt.	Semi-Detached	#	Prt.	Mobile Home	#	Prt.	New Apartment	#	Prt.	New Rowhouse	#	Prt.	New Townhouse	#	Prt.	Improvement	Prt.	Garage	# of Dwellings	Prts.	Value (\$)
2022	\$2,080,000.00	3	\$0.00	18	\$1,881,000.00	2	\$14,000.00	1	\$0.00	0	\$26,180,000.00	2	23	\$8,687,346.00	23	0	\$0.00	0	0	\$0.00	0	0	\$0.00	4	\$2,260,000.00	19	0	\$0.00	0	42	\$852,743.00	5	\$90,000.00	42	100	\$44,838,418.00	
2021	\$1,905,000.00	3	\$12,883,594.00	73	\$4,311,384.00	2	\$4,735,000.00	5	\$7,100,000.00	1	\$16,011,080.00	4	28	\$11,234,000.00	30	1	\$430,000.00	2	0	\$0.00	0	0	\$0.00	0	0	\$0.00	0	0	\$0.00	0	52	\$1,873,822.00	20	\$150,000.00	32	189	\$71,633,690.00
2020	\$3,585,000.00	4	\$4,577,330.00	20	\$3,900,000.00	2	\$0.00	0	\$0.00	0	\$7,363,140.00	6	24	\$7,363,140.00	24	0	\$0.00	0	0	\$0.00	0	0	\$0.00	0	1	\$560,000.00	4	0	\$0.00	0	83	\$1,113,024.00	9	\$146,000.00	28	149	\$22,079,877.00
2019	\$5,875,273.50	4	\$5,461,401.29	31	\$1,900,000.00	2	\$88,000.00	3	\$0.00	0	\$1,992,500.00	6	18	\$5,688,500.00	18	0	\$0.00	0	0	\$0.00	0	0	\$0.00	5	\$3,023,276.00	16	0	\$0.00	0	80	\$1,049,400.00	2	\$75,000.00	40	143	\$25,153,350.79	
2018	\$2,523,795.00	5	\$6,099,045.00	42	\$0.00	0	\$887,000.00	3	\$0.00	0	\$1,825,866.00	8	38	\$12,041,000.00	38	0	\$0.00	0	0	\$0.00	0	0	\$0.00	0	0	\$0.00	0	0	\$0.00	0	94	\$1,616,700.00	4	\$97,000.00	38	194	\$25,090,406.00
2017	\$10,848,000.00	5	\$6,812,660.00	46	\$1,650,000.00	2	\$476,098.15	5	\$674,000.00	1	\$760,000.00	2	51	\$16,321,900.00	51	0	\$0.00	0	0	\$0.00	0	0	\$0.00	0	0	\$1,545,000.00	8	1	\$465,000.00	4	89	\$1,020,460.00	6	\$121,500.00	63	212	\$40,732,618.15
2016	\$4,858,293.00	7	\$5,687,433.00	35	\$2,400,000.00	5	\$384,000.00	5	\$0.00	0	\$4,580,000.00	3	51	\$16,125,057.00	51	0	\$0.00	0	1	\$85,000.00	1	0	\$0.00	0	1	\$860,000.00	6	0	\$0.00	0	141	\$1,629,521.00	8	\$175,452.00	58	257	\$36,784,756.00
2015	\$36,380,121.00	27	\$12,764,942.00	50	\$9,579,783.00	7	\$450,030.00	3	\$0.00	0	\$14,492,183.00	6	107	\$36,733,666.00	107	0	\$0.00	0	0	\$0.00	0	0	\$0.00	0	2	\$1,000,000.00	9	2	\$1,200,000.00	8	172	\$6,414,697.61	12	\$255,000.00	124	375	\$119,270,424.61
2014	\$36,105,414.00	17	\$8,780,278.00	37	\$19,218,290.50	11	\$1,217,000.00	3	\$90,000.00	1	\$3,294,000.00	4	254	\$68,331,474.00	245	0	\$0.00	0	0	\$0.00	0	0	\$25,358,000.00	300	2	\$1,400,000.00	16	9	\$4,137,218.00	36	217	\$4,247,205.00	44	\$204,000.00	600	599	\$172,734,879.50
2013	\$56,345,014.42	15	\$16,718,307.00	52	\$21,371,879.00	17	\$2,985,404.00	10	\$9,000,000.00	1	\$657,851.00	7	241	\$64,885,874.00	245	0	\$0.00	0	3	\$404,000.00	3	0	\$0.00	0	28	\$13,756,506.00	132	1	\$600,367.00	4	199	\$1,440,943.87	11	\$243,716.00	384	585	\$188,409,162.29
2012	\$10,380,900.00	11	\$6,739,590.00	44	\$13,130,000.00	15	\$7,473,810.00	14	\$45,981,995.00	7	\$1,331,847.00	7	253	\$65,842,990.00	253	0	\$0.00	0	8	\$800,000.00	8	5	\$21,400,000.00	206	24	\$13,504,107.00	115	1	\$524,077.00	4	182	\$1,377,717.00	12	\$285,301.00	586	583	\$188,772,134.00
2011	\$11,167,059.00	17	\$7,150,574.00	42	\$25,931,706.00	27	\$521,500.00	4	\$57,541,220.00	10	\$1,210,229.00	6	234	\$59,614,276.00	234	0	\$0.00	0	8	\$1,004,151.00	8	1	\$4,095,000.00	63	6	\$6,822,325.00	50	3	\$3,643,000.00	18	198	\$1,314,344.00	22	\$310,188.00	373	578	\$180,325,572.00
2010	\$26,663,773.00	10	\$6,615,408.00	56	\$19,983,378.00	9	\$1,068,065.00	6	\$1,118,000.00	3	\$6,230,000.00	12	180	\$44,756,679.00	180	1	\$435,000.00	2	5	\$641,630.00	5	0	\$0.00	0	1	\$965,000.00	5	3	\$2,684,775.00	27	238	\$2,016,103.00	22	\$286,381.00	219	546	\$112,464,215.00
2009	\$6,953,000.00	6	\$12,225,290.00	31	\$975,000.00	1	\$1,163,500.00	6	\$1,363,000.00	2	\$1,180,000.00	4	81	\$18,016,975.00	81	0	\$0.00	0	6	\$660,000.00	6	1	\$3,600,000.00	24	0	\$0.00	0	1	\$471,590.00	3	230	\$1,832,793.00	24	\$366,355.00	114	393	\$47,738,300.00
2008	\$8,229,810.00	15	\$8,097,150.00	45	\$5,188,909.00	6	\$329,820.00	2	\$0.00	0	\$3,857,184.00	9	142	\$33,657,028.73	142	0	\$0.00	0	1	\$131,000.00	1	5	\$24,822,011.00	181	3	\$1,901,920.00	14	2	\$7,355,260.00	42	267	\$2,408,840.00	5	\$76,620.00	380	502	\$96,055,522.73
2007	\$21,023,000.00	13	\$13,405,450.00	45	\$5,330,000.00	9	\$4,698,100.00	10	\$0.00	0	\$2,640,427.00	7	254	\$53,675,345.27	254	1	\$96,440.00	2	0	\$0.00	0	3	\$6,700,000.00	85	3	\$5,787,318.27	85	0	\$0.00	0	283	\$2,202,077.86	41	\$469,109.03	386	669	\$118,627,261.43
2006	\$5,541,130.00																																				

2022 ALBERTA VS. SASKATCHEWAN PERMIT TOTALS

Alberta

	Residential			Prt	Commercial \$	Prt	Industrial \$	Prt	Institutional \$				
	Prt	New Dwelling \$	#							Prt	Improvement \$	Prt	Garage \$
January	2	\$560,000.00	2	1	\$39,000.00	0	\$0.00	3	\$163,600.00	1	\$14,000.00	0	\$0.00
February	1	\$480,000.00	1	1	\$10,000.00	0	\$0.00	4	\$841,730.00	0	\$0.00	0	\$0.00
March	3	\$1,380,000.00	3	2	\$5,000.00	0	\$0.00	3	\$853,999.00	0	\$0.00	0	\$0.00
April	3	\$1,066,346.00	3	7	\$78,000.00	1	\$35,000.00	4	\$525,000.00	0	\$0.00	1	\$26,000,000.00
May	6	\$1,940,000.00	6	7	\$223,305.00	1	\$35,000.00	1	\$25,000.00	1	\$1,500,000.00	0	\$0.00
June	6	\$3,021,000.00	18	9	\$195,384.00	0	\$0.00	3	\$1,185,000.00	0	\$0.00	0	\$0.00
July	3	\$1,320,000.00	3	6	\$58,935.00	0	\$0.00	2	\$279,000.00	0	\$0.00	1	\$180,000.00
August	0	\$0.00	0	0	\$0.00	0	\$0.00	0	\$0.00	0	\$0.00	0	\$0.00
September	0	\$0.00	0	0	\$0.00	0	\$0.00	0	\$0.00	0	\$0.00	0	\$0.00
October	0	\$0.00	0	0	\$0.00	0	\$0.00	0	\$0.00	0	\$0.00	0	\$0.00
November	0	\$0.00	0	0	\$0.00	0	\$0.00	0	\$0.00	0	\$0.00	0	\$0.00
December	0	\$0.00	0	0	\$0.00	0	\$0.00	0	\$0.00	0	\$0.00	0	\$0.00
Total	24	\$9,767,346.00	36	33	\$609,624.00	2	\$70,000.00	20	\$3,873,329.00	2	\$1,514,000.00	2	\$26,180,000.00

Total Permits		
Permits	Value \$	Dwellings
7	\$776,600.00	2
6	\$1,331,730.00	1
8	\$2,238,999.00	3
16	\$27,704,346.00	3
16	\$3,723,305.00	6
18	\$4,401,384.00	18
12	\$1,837,935.00	3
0	\$0.00	0
0	\$0.00	0
0	\$0.00	0
0	\$0.00	0
0	\$0.00	0
83	\$42,014,299.00	36

% of Total Permits 83.00% 93.70% 85.71%

Monthly Totals

	Prts	Value \$	Dwell #
January	9	\$1,167,600.00	2
February	7	\$1,346,730.00	1
March	8	\$2,238,999.00	3
April	19	\$27,734,646.00	3
May	19	\$3,887,505.00	6
June	23	\$5,822,003.00	19
July	15	\$2,640,935.00	8
August	0	\$0.00	0
September	0	\$0.00	0
October	0	\$0.00	0
November	0	\$0.00	0
December	0	\$0.00	0
Year To Date	100	\$44,838,418.00	42

Saskatchewan

	Residential			Prt	Commercial \$	Prt	Industrial \$	Prt	Institutional \$				
	Prt	New Dwelling \$	#							Prt	Improvement \$	Prt	Garage \$
January	0	\$0.00	0	1	\$10,000.00	0	\$0.00	1	\$381,000.00	0	\$0.00		
February	0	\$0.00	0	1	\$15,000.00	0	\$0.00	0	\$0.00	0	\$0.00		
March	0	\$0.00	0	0	\$0.00	0	\$0.00	0	\$0.00	0	\$0.00		
April	0	\$0.00	0	2	\$10,300.00	1	\$20,000.00	0	\$0.00	0	\$0.00		
May	0	\$0.00	0	3	\$164,200.00	0	\$0.00	0	\$0.00	0	\$0.00		
June	1	\$380,000.00	1	3	\$40,619.00	0	\$0.00	1	\$1,000,000.00	0	\$0.00		
July	2	\$800,000.00	5	1	\$3,000.00	0	\$0.00	0	\$0.00	0	\$0.00		
August	0	\$0.00	0	0	\$0.00	0	\$0.00	0	\$0.00	0	\$0.00		
September	0	\$0.00	0	0	\$0.00	0	\$0.00	0	\$0.00	0	\$0.00		
October	0	\$0.00	0	0	\$0.00	0	\$0.00	0	\$0.00	0	\$0.00		
November	0	\$0.00	0	0	\$0.00	0	\$0.00	0	\$0.00	0	\$0.00		
December	0	\$0.00	0	0	\$0.00	0	\$0.00	0	\$0.00	0	\$0.00		
Total	3	\$1,180,000.00	6	11	\$243,119.00	1	\$20,000.00	1	\$1,000,000.00	1	\$381,000.00	0	\$0.00

Total Permits		
Permits	Value \$	Dwellings
2	\$391,000.00	0
1	\$15,000.00	0
0	\$0.00	0
3	\$30,300.00	0
3	\$164,200.00	0
5	\$1,420,619.00	1
3	\$803,000.00	5
0	\$0.00	0
0	\$0.00	0
0	\$0.00	0
0	\$0.00	0
0	\$0.00	0
17	\$2,824,119.00	6

% of Total Permits 17.00% 6.30% 14.29%



15

Permits issued
In July



\$2,640,935

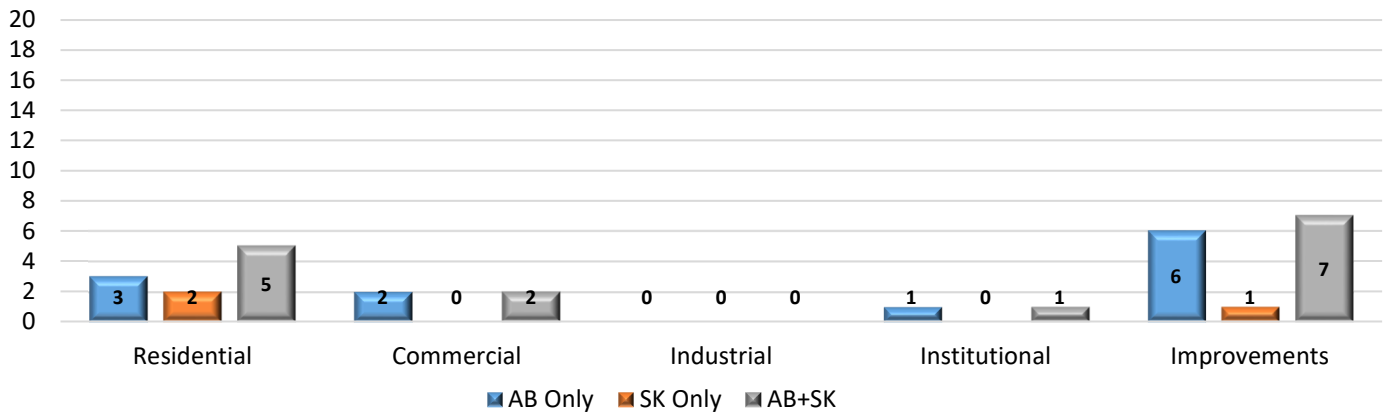
July
Construction Value



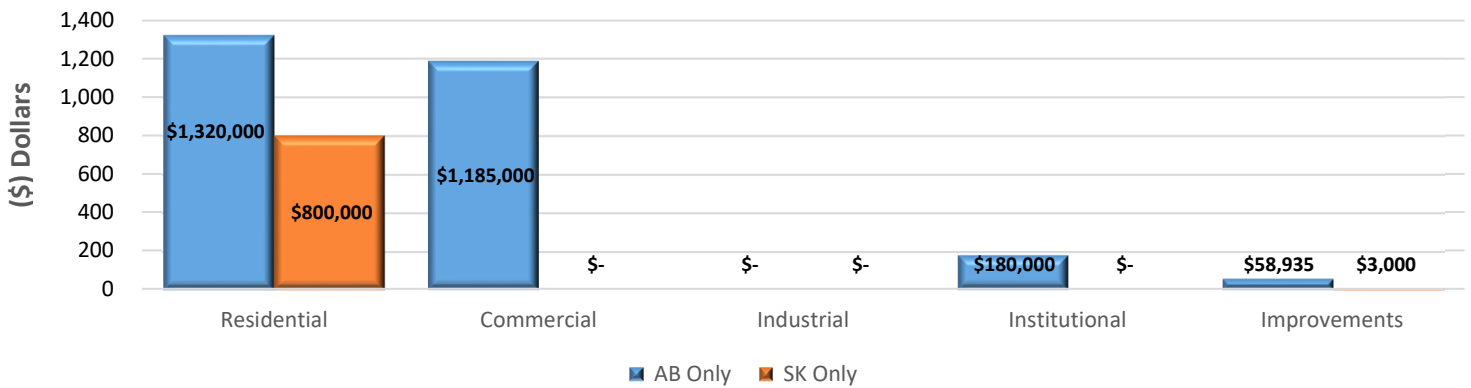
8

New Dwelling
Units in July

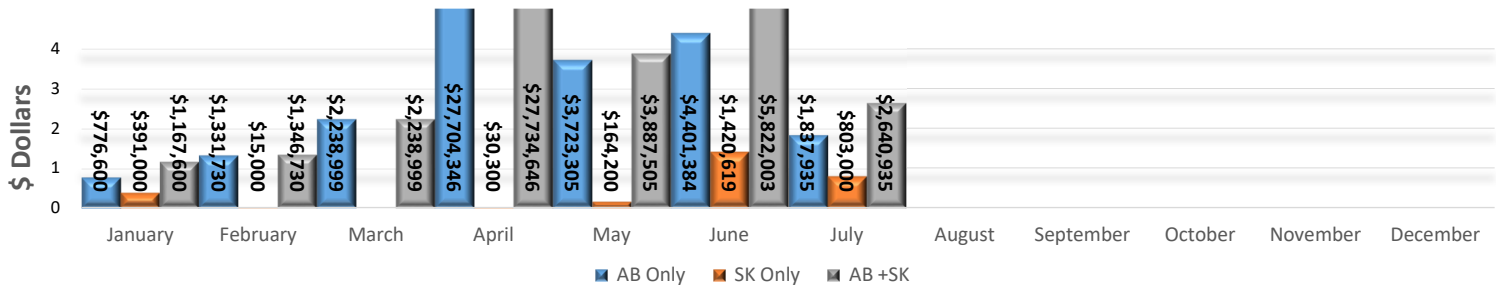
July 2022 - Permits Issued



July 2022- Construction Values



2022 Construction Values Total



Year	2018	2019	2020	2021	2022
# of Permits	194	151	151	189	100
Consturction Value	\$25,090,406	\$25,153,350	\$22,079,877	\$71,663,690	\$44,838,418
# of New Dwelling Units	38	40	28	32	42

July 2022 - Permits Issued

Permit Number	Project Information	Type of Work	Construction Value Total	Construction Location	Lot/Block/Plan
AB					
LYDB009122MU	Residential	New Construction	\$ 480,000.00	6018 17 Street	21 15 212 2499
LYDB009922MU	Residential	New Construction	\$ 440,000.00	3801 70 Avenue	60 6 152 2663
LYDB009322MU	Residential	New Construction	\$ 400,000.00	6113 18 Street Close	32 14 142 4772
AB	3		\$1,320,000.00		
LYDB009522MU	Residential	Deck	\$ 5,000.00	6109 13 Street Close	30 16 182 3083
LYDB009622MU	Residential	Deck	\$ 1,000.00	5604 35 Street	16 31 782 2724
LYDB010122MU	Residential	Deck	\$ 6,000.00	6204 18 Street Close	19 14 142 4772
LYDB010222MU	Residential	Covered Deck	\$ 7,000.00	4001 59 Avenue Close	26 77 922 3032
LYDB008922MU	Residential	Reno/Solar Panels	\$ 24,435.00	46 - 2715 73 Avenue	# 46 Condo 112 2271
LYDB009022MU	Residential	Reno/Solar Panels	\$ 15,500.00	5215 15 Street	75 54 074 0287
AB	6	Total	\$58,935.00		
LYDB010022MU	Commercial	Renovation	\$ 129,000.00	Bldg 3 - 5027 44 Street	42 1 162 2097
LYDB009822MU	Commercial	Renovation	\$ 150,000.00	5984 50 Avenue	1 12 132 0869
AB	2	Total	\$279,000.00		
LYDB009222MU	Institutional	Renovation	\$ 180,000.00	6611 39 Street	14SR 6 002 4351
AB	1	TOTAL	\$180,000.00		
	12	AB TOTAL	\$1,837,935.00		
SK					
LYDB009422MU	Multi Family	New Construction Multi Family 4 Units	\$ 600,000.00	Unit 7-14 - 4502 16 Street	22 11 102195839
SK	1	TOTAL	\$600,000.00		
LYDB010322MU	Residential	New Construction	\$ 200,000.00	4107 31 Street	4 9 10214276
SK	1	TOTAL	\$200,000.00		
LYDB009722MU	Residential	Deck	\$ 3,000.00	4722 40 Street	10,11 13 C298
SK	1	TOTAL	\$3,000.00		
	3	SK TOTAL	\$803,000.00		

15 PERMITS ISSUED	SK TOTAL	\$803,000.00	3 SK PERMITS
	AB TOTAL	\$1,837,935.00	12 AB PERMITS
	AB + SK TOTAL	\$2,640,935.00	