

2023 ALBERTA VS. SASKATCHEWAN PERMIT TOTALS

Alberta

Monthly Totals

	Residential			Prt	Commercial \$	Prt	Industrial \$	Prt	Institutional \$				
	Prt	New Dwelling \$	#							Improvement \$	Garage \$		
January	0	\$0.00	0	2	\$32,850.00	0	\$0.00	5	\$5,257,300.00	0	\$0.00	1	\$1,070,000.00
February	1	\$500,000.00	1	0	\$0.00	0	\$0.00	2	\$634,000.00	0	\$0.00	0	\$0.00
March	0	\$0.00	0	1	\$25,000.00	0	\$0.00	2	\$3,505,200.00	0	\$0.00	0	\$0.00
April	2	\$940,000.00	2	1	\$600.00	1	\$40,000.00	4	\$340,000.00	0	\$0.00	0	\$0.00
May	1	\$275,000.00	1	7	\$117,320.00	0	\$0.00	3	\$7,350,000.00	0	\$0.00	1	\$597,989.00
June	0	\$0.00	0	0	\$0.00	0	\$0.00	0	\$0.00	0	\$0.00	0	\$0.00
July	0	\$0.00	0	0	\$0.00	0	\$0.00	0	\$0.00	0	\$0.00	0	\$0.00
August	0	\$0.00	0	0	\$0.00	0	\$0.00	0	\$0.00	0	\$0.00	0	\$0.00
September	0	\$0.00	0	0	\$0.00	0	\$0.00	0	\$0.00	0	\$0.00	0	\$0.00
October	0	\$0.00	0	0	\$0.00	0	\$0.00	0	\$0.00	0	\$0.00	0	\$0.00
November	0	\$0.00	0	0	\$0.00	0	\$0.00	0	\$0.00	0	\$0.00	0	\$0.00
December	0	\$0.00	0	0	\$0.00	0	\$0.00	0	\$0.00	0	\$0.00	0	\$0.00
Total	4	\$1,715,000.00	4	11	\$175,770.00	1	\$40,000.00	16	\$17,086,500.00	0	\$0.00	2	\$1,667,989.00

Total Permits		
Permits	Value \$	Dwellings
8	\$6,360,150.00	0
3	\$1,134,000.00	1
3	\$3,530,200.00	0
8	\$1,320,600.00	2
12	\$8,340,309.00	1
0	\$0.00	0
0	\$0.00	0
0	\$0.00	0
0	\$0.00	0
0	\$0.00	0
0	\$0.00	0
0	\$0.00	0
0	\$0.00	0
0	\$0.00	0
0	\$0.00	0
34	\$20,685,259.00	4

	Prts	Value \$	Dwell #
January	11	\$6,960,150.00	2
February	4	\$2,358,429.00	1
March	3	\$3,530,200.00	0
April	9	\$1,672,600.00	3
May	14	\$15,166,471.00	1
June	0	\$0.00	0
July	0	\$0.00	0
August	0	\$0.00	0
September	0	\$0.00	0
October	0	\$0.00	0
November	0	\$0.00	0
December	0	\$0.00	0
Year To Date	41	\$29,687,850.00	7

% of Total Permits 82.93% 69.68% 57.14%

Saskatchewan

	Residential			Prt	Commercial \$	Prt	Industrial \$	Prt	Institutional \$				
	Prt	New Dwelling \$	#							Improvement \$	Garage \$		
January	1	\$350,000.00	2	0	\$0.00	0	\$0.00	2	\$250,000.00	0	\$0.00	0	\$0.00
February	0	\$0.00	0	0	\$0.00	0	\$0.00	1	\$1,224,429.00	0	\$0.00	0	\$0.00
March	0	\$0.00	0	0	\$0.00	0	\$0.00	0	\$0.00	0	\$0.00	0	\$0.00
April	1	\$352,000.00	1	0	\$0.00	0	\$0.00	0	\$0.00	0	\$0.00	0	\$0.00
May	0	\$0.00	0	1	\$2,000.00	0	\$0.00	1	\$6,824,162.00	0	\$0.00	0	\$0.00
June	0	\$0.00	0	0	\$0.00	0	\$0.00	0	\$0.00	0	\$0.00	0	\$0.00
July	0	\$0.00	0	0	\$0.00	0	\$0.00	0	\$0.00	0	\$0.00	0	\$0.00
August	0	\$0.00	0	0	\$0.00	0	\$0.00	0	\$0.00	0	\$0.00	0	\$0.00
September	0	\$0.00	0	0	\$0.00	0	\$0.00	0	\$0.00	0	\$0.00	0	\$0.00
October	0	\$0.00	0	0	\$0.00	0	\$0.00	0	\$0.00	0	\$0.00	0	\$0.00
November	0	\$0.00	0	0	\$0.00	0	\$0.00	0	\$0.00	0	\$0.00	0	\$0.00
December	0	\$0.00	0	0	\$0.00	0	\$0.00	0	\$0.00	0	\$0.00	0	\$0.00
Total	2	\$702,000.00	3	1	\$2,000.00	0	\$0.00	4	\$8,298,591.00	0	\$0.00	0	\$0.00

Total Permits		
Permits	Value \$	Dwellings
3	\$600,000.00	2
1	\$1,224,429.00	0
0	\$0.00	0
1	\$352,000.00	1
2	\$6,826,162.00	0
0	\$0.00	0
0	\$0.00	0
0	\$0.00	0
0	\$0.00	0
0	\$0.00	0
0	\$0.00	0
0	\$0.00	0
0	\$0.00	0
7	\$9,002,591.00	3

% of Total Permits 17.07% 30.32% 42.86%



14

Permits issued
In May



\$15,166,471

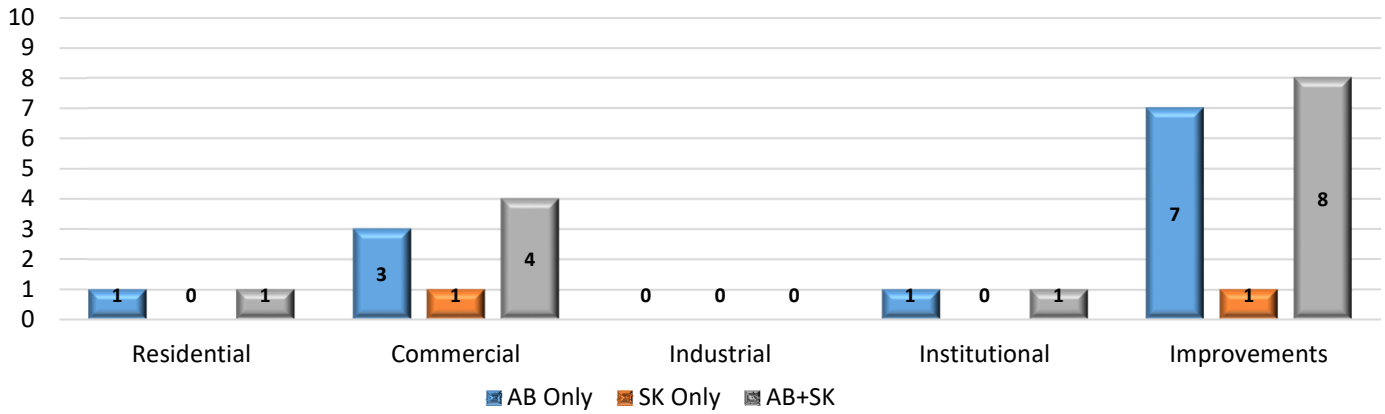
May
Construction Value



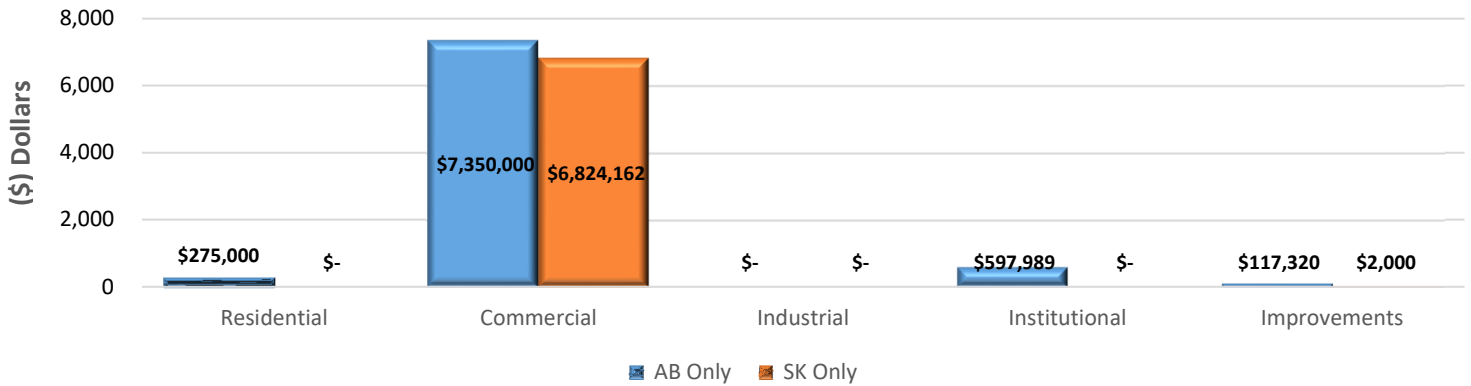
1

New Dwelling Unit(s)
issued in May

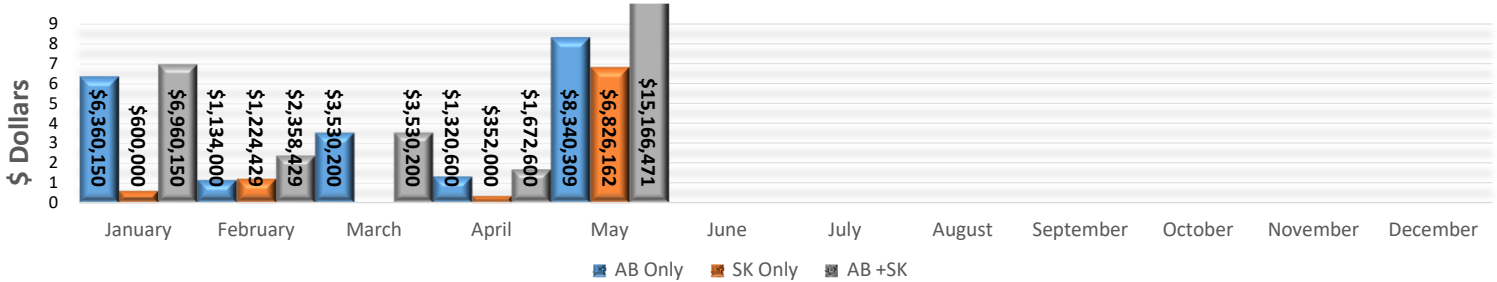
May 2023- Permits Issued



May 2023- Construction Values



2023 Construction Values Total



Year	2019	2020	2021	2022	2023
# of Permits	151	149	189	170	41
Consturction Value	\$25,153,350	\$22,079,877	\$71,663,690	\$65,564,682	\$14,521,379
# of New Dwellings	40	28	32	125	7

May 2023 - Permits Issued

Permit Number	Project Information	Type of Work	Construction Value Total	Construction Location	Lot/Block/Plan
AB					
LYDB003023MU	Commercial	Renovation	\$ 850,000.00	4210 70 Avenue	1 2 982 5313
LYDB003523MU	Commercial	Renovation	\$ 100,000.00	5211 44 Street	G 902 2963
AB	2		\$950,000.00		
LYDB002623MU	Commercial	New Construction	\$ 6,400,000.00	2202 50 Avenue	117 48 082 1024
AB	1		\$6,400,000.00		
LYDB003223MU	Institutional	Renovation	\$ 597,989.00	4202 54 Avenue	28A 8 082 6032
AB	1		\$597,989.00		
LYDB004123MU	Residential	New Construction	\$ 275,000.00	5408 14 Street	33 58 152 3564
AB	1		\$275,000.00		
LYDB003323MU	Residential	Deck	\$ 40,000.00	7201 29 Street	178 1 122 3276
LYDB004223MU	Residential	Covered Deck	\$ 1,500.00	4108 53 Avenue	20 8 762 2291
LYDB003823MU	Residential	Deck	\$ 5,000.00	1302 59B Avenue	29 15 222 1235
LYDB004023MU	Residential	Deck	\$ 4,000.00	2604 57B Avenue	20 41 852 2232
LYDB003723MU	Residential	Accessory Building	\$ 15,000.00	6114 13 Street Close	36 16 212 1886
LYDB003123MU	Residential	Accessory Building	\$ 35,000.00	5311 49 Street	14-15 19 3460Q
LYDB003423MU	Residential	Solar Panels	\$ 16,820.00	6305 20A Street Close	41 9 142 3911
AB	7		\$117,320.00		
	12	AB TOTAL	\$8,340,309.00		
SK					
LYDB003623MU	Residential	Deck	\$ 2,000.00	4714 B7 Street	14 8 64B00897
SK	1		\$2,000.00		
LYDB002723MU	Commercial	New Construction	\$ 6,824,162.00	1213 50 Avenue	4 3 BX 4555
SK	1	TOTAL	\$6,824,162.00		
	2	SK TOTAL	\$6,826,162.00		
14 PERMITS ISSUED		SK TOTAL	\$6,826,162.00	2 SK PERMITS	0 New SK Dwelling Units
		AB TOTAL	\$8,340,309.00	12 AB PERMITS	1 New AB Dwelling Units
		AB + SK TOTAL	\$15,166,471.00		