

City of Lloydminster
2025 Building Statistics

Year To Date

Month	Commercial				Industrial				Institutional				Residential																Permit Total									
	New	Prt.	Improvement	Prt.	New	Prt.	Improvement	Prt.	New	Prt.	Improvement	Prt.	Prt.	New Single Det.	#	Prt.	Semi-Detached Duplex	#	Prt.	Mobile Home	#	Prt.	New Apartment/ Garden Suite/Basement Suite	#	Prt.	New Rowhouse	#	Prt.	New Townhouse	#	Prt.	Improvement	Prt.	Garage	# of Dwellings	Prts	Value (\$)	
January	\$0.00	0	\$80,000.00	1	\$0.00	0	\$0.00	0	\$0.00	0	\$0.00	0	1	\$300,000.00	1	0	\$0.00	0	0	\$0.00	0	0	\$0.00	0	0	\$0.00	0	0	\$0.00	0	1	\$18,690.75	0	\$0.00	1	3	\$398,690.75	
February	\$0.00	0	\$451,000.00	4	\$0.00	0	\$0.00	0	\$0.00	0	\$0.00	0	1	\$600,000.00	1	0	\$0.00	0	0	\$0.00	0	0	\$0.00	0	0	\$0.00	0	0	\$0.00	0	0	\$0.00	0	1	\$0.00	1	5	\$1,051,000.00
March	\$0.00	0	\$10,296,562.00	18	\$0.00	0	\$0.00	0	\$0.00	0	\$232,398.00	1	3	\$1,600,000.00	3	0	\$0.00	0	0	\$0.00	0	0	\$0.00	0	2	\$1,620,000.00	6	0	\$0.00	0	5	\$264,706.00	0	\$0.00	9	29	\$14,013,666.00	
April	\$32,200,000.00	3	\$550,100.00	3	\$0.00	0	\$0.00	0	\$0.00	0	\$0.00	0	4	\$2,030,000.00	4	0	\$0.00	0	0	\$0.00	0	0	\$0.00	0	0	\$0.00	0	0	\$0.00	0	13	\$179,394.00	0	\$0.00	4	22	\$34,959,494.00	
May	\$0.00	0	\$127,000.00	1	\$0.00	0	\$0.00	0	\$0.00	0	\$0.00	0	6	\$6,080,000.00	6	0	\$0.00	0	0	\$0.00	0	0	\$0.00	0	0	\$0.00	0	0	\$0.00	0	4	\$95,500.00	2	\$112,000.00	6	13	\$6,414,500.00	
June	\$3,500,000.00	1	\$934,175.00	4	\$0.00	0	\$0.00	0	\$0.00	0	\$0.00	0	4	\$1,939,000.00	4	0	\$0.00	0	0	\$0.00	0	0	\$0.00	0	0	\$0.00	0	0	\$0.00	0	10	\$103,988.00	1	\$67,324.00	4	20	\$6,544,487.00	
July	\$0.00	0	\$2,593,200.00	4	\$970,000.00	2	\$0.00	0	\$0.00	0	\$0.00	0	2	\$3	\$1,740,000.00	3	0	\$0.00	0	0	\$0.00	0	0	\$0.00	0	0	\$0.00	0	0	\$0.00	0	3	\$34,607.00	0	\$0.00	3	14	\$5,768,015.00
August	\$0.00	0	\$1,689,000.00	6	\$0.00	0	\$1,170,000.00	4	\$0.00	0	\$0.00	0	0	\$0.00	5	0	\$0.00	0	1	\$158,100.00	1	0	\$0.00	0	1	\$800,000.00	4	0	\$0.00	0	26	\$335,245.93	1	\$20,000.00	10	40	\$4,452,345.93	
September	\$0.00	0	\$270,000.00	2	\$0.00	0	\$0.00	0	\$0.00	0	\$375,000.00	1	5	\$2,115,000.00	0	0	\$0.00	0	0	\$0.00	0	0	\$0.00	0	0	\$0.00	0	0	\$0.00	0	6	\$186,284.26	0	\$0.00	0	14	\$2,946,284.26	
October	\$1,000,000.00	1	\$3,342,856.10	5	\$0.00	0	\$1,200,000.00	1	\$0.00	0	\$0.00	0	3	\$1,457,000.00	3	0	\$0.00	0	0	\$0.00	0	1	\$10,000.00	1	0	\$0.00	0	0	\$0.00	0	0	\$95,498.80	5	\$0.00	4	16	\$7,105,154.90	
November	\$1,320,604.00	1	\$401,000.00	4	\$0.00	0	\$10,000.00	1	\$0.00	0	\$0.00	0	4	\$2,175,000.00	4	0	\$0.00	0	0	\$0.00	0	0	\$0.00	0	0	\$0.00	0	0	\$0.00	0	5	\$92,371.00	0	\$0.00	4	15	\$3,998,975.00	
December	\$0.00	0	\$168,000.00	4	\$0.00	0	\$0.00	0	\$0.00	0	\$1,250,000.00	1	0	\$0.00	0	0	\$0.00	0	0	\$0.00	0	0	\$0.00	0	0	\$0.00	0	0	\$0.00	0	8	\$269,731.50	0	\$0.00	0	14	\$1,687,731.50	
	\$38,020,604.00	6	\$20,902,693.10	56	\$970,000.00	2	\$2,380,000.00	6	\$0.00	0	\$2,367,606.00	6	34	\$20,036,000.00	34	0	\$0.00	0	1	\$158,100.00	1	1	\$10,000.00	1	3	\$2,420,000.00	10	0	\$0.00	0	82	\$1,876,017.24	9	\$199,324.00	46	205	\$89,340,344.34	

Year To Year Totals

Year	Commercial				Industrial				Institutional				Residential												Permit Total															
	New	Prt.	Improvement	Prt.	New	Prt.	Improvement	Prt.	New	Prt.	Improvement	Prt.	Prt.	New Single Det.	#	Prt.	Semi-Detached	#	Prt.	Mobile Home	#	Prt.	New Apartment	#	Prt.	New Rowhouse	#	Prt.	New Townhouse	#	Prt.	Improvement	Prt.	Garage	# of Dwellings	Prts.	Value (\$)			
2025	\$38,020,604.00	6	\$20,902,693.10	56	\$970,000.00	2	\$2,380,000.00	6	\$0.00	0	\$2,367,606.00	6	34	\$20,036,000.00	34	0	\$0.00	0	1	\$158,100.00	1	1	\$10,000.00	1	3	\$2,420,000.00	10	0	\$0.00	0	82	\$1,876,017.24	9	\$199,324.00	46	205	\$89,340,344.34			
2024	\$ 3,158,850.00	6	\$ 5,115,926.00	24	\$ 7,142,420.00	4	\$ 3,334,870.00	8	0	0	\$ 3,780,524.00	6	40	\$ 18,321,000.00	42	0	\$0.00	0	0	\$0.00	0	4	\$90,000.00	4	0	\$0.00	0	0	\$0.00	0	63	\$ 3,034,874.00	5	\$154,000.00	46	160	\$ 44,132,464.00			
2023	\$21,214,162.00	5	\$ 10,429,328.00	35	\$0.00	0	\$311,757.00	3	\$74,045,000.00	1	\$ 3,145,374.00	5	19	\$9,137,590.00	19	1	\$350,000.00	2	1	\$100,000.00	1	0	\$0.00	0	0	\$0.00	0	0	\$0.00	0	42	\$1,176,793.00	11	\$90,000.00	22	123	\$120,000,004.00			
2022	\$2,080,000.00	3	\$4,975,071.00	36	\$1,881,000.00	2	\$219,000.00	2	\$0.00	0	\$26,180,000.00	2	34	\$14,240,346.00	34	2	\$300,000.00	4	0	\$0.00	0	0	\$0.00	0	18	\$11,960,000.00	91	0	\$0.00	0	58	\$3,554,265.00	13	\$175,000.00	129	170	\$65,564,682.00			
2021	\$12,905,000.00	3	\$12,883,594.00	73	\$4,311,394.00	2	\$4,735,000.00	5	\$7,100,000.00	1	\$16,071,080.00	4	28	\$11,234,000.00	30	1	\$430,000.00	2	0	\$0.00	0	0	\$0.00	0	0	\$0.00	0	0	\$0.00	0	52	\$1,873,622.00	20	\$150,000.00	32	189	\$71,633,690.00			
2020	\$3,585,000.00	4	\$4,577,330.00	20	\$3,900,000.00	2	\$0.00	0	\$0.00	0	\$835,140.00	6	24	\$7,363,383.00	24	0	\$0.00	0	0	\$0.00	0	0	\$0.00	0	1	\$560,000.00	4	0	\$0.00	0	83	\$1,113,024.00	9	\$146,000.00	28	149	\$22,079,877.00			
2019	\$5,875,273.50	4	\$5,461,401.29	31	\$1,900,000.00	2	\$88,000.00	3	\$0.00	0	\$1,992,500.00	6	18	\$5,688,500.00	18	0	\$0.00	0	0	\$0.00	0	0	\$0.00	0	5	\$3,023,276.00	16	0	\$0.00	0	80	\$1,049,400.00	2	\$75,000.00	40	143	\$25,153,350.79			
2018	\$2,523,795.00	5	\$6,990,945.00	42	\$0.00	0	\$887,000.00	3	\$0.00	0	\$1,825,866.00	8	38	\$12,041,000.00	38	0	\$0.00	0	0	\$0.00	0	0	\$0.00	0	0	\$0.00	0	0	\$0.00	0	94	\$1,616,700.00	4	\$97,000.00	38	194	\$25,090,406.00			
2017	\$10,848,000.00	5	\$6,812,660.00	46	\$1,650,000.00	2	\$476,098.15	5	\$674,000.00	1	\$760,000.00	2	51	\$16,321,900.00	51	0	\$0.00	0	0	\$0.00	0	0	\$0.00	0	0	\$0.00	0	0	\$0.00	0	89	\$1,020,460.00	6	\$121,500.00	63	212	\$40,732,618.15			
2016	\$4,858,293.00	7	\$5,687,433.00	35	\$2,400,000.00	5	\$384,000.00	5	\$0.00	0	\$4,580,000.00	3	51	\$16,125,057.00	51	0	\$0.00	0	1	\$85,000.00	1	0	\$0.00	0	1	\$860,000.00	6	0	\$0.00	0	141	\$1,629,521.00	8	\$175,452.00	58	257	\$36,784,756.00			
2015	\$36,380,121.00	27	\$12,764,942.00	50	\$9,579,783.00	7	\$450,000.00	3	\$0.00	0	\$14,492,183.00	6	107	\$36,733,668.00	107	0	\$0.00	0	0	\$0.00	0	0	\$0.00	0	1	\$1,000,000.00	9	2	\$1,200,000.00	8	172	\$6,414,697.61	12	\$255,000.00	124	375	\$119,270,424.61			
2014	\$36,105,414.00	17	\$8,760,278.00	37	\$19,218,290.50	11	\$1,217,000.00	4	\$90,000.00	1	\$3,294,000.00	4	254	\$68,331,474.00	245	0	\$0.00	0	3	\$372,000.00	3	6	\$25,358,000.00	300	2	\$1,400,000.00	16	9	\$4,137,218.00	36	217	\$4,247,205.00	44	\$204,000.00	600	599	\$172,734,879.50			
2013	\$56,345,014.42	15	\$16,718,307.00	52	\$21,371,379.00	17	\$2,985,404.00	10	\$9,000,000.00	1	\$657,651.00	7	241	\$64,885,874.00	245	0	\$0.00	0	3	\$404,000.00	3	0	\$0.00	0	28	\$13,756,506.00	132	1	\$800,367.00	4	199	\$1,440,943.87	11	\$243,716.00	384	585	\$188,400,162.29			
2012	\$10,380,900.00	11	\$6,739,590.00	44	\$13,130,000.00	15	\$7,473,610.00	14	\$45,981,995.00	7	\$1,331,847.00	7	253	\$65,842,990.00	253	0	\$0.00	0	8	\$80,000.00	8	5	\$21,400,000.00	208	24	\$13,504,107.00	115	1	\$524,077.00	4	182	\$1,377,717.00	12	\$285,301.00	586	583	\$188,772,134.00			
2011	\$11,167,059.00	17	\$7,150,574.00	42	\$25,931,706.00	27	\$521,500.00	4	\$57,541,220.00	10	\$1,210,229.00	6	234	\$59,614,276.00	234	0	\$0.00	0	8	\$1,004,151.00	8	1	\$4,095,000.00	63	6	\$6,822,325.00	50	3	\$3,643,000.00	18	198	\$1,314,344.00	22	\$310,188.00	373	578	\$180,325,572.00			
2010	\$26,683,773.00	10	\$6,615,408.00	56	\$19,983,378.00	9	\$1,068,065.00	6	\$118,000.00	3	\$6,230,023.00	12	180	\$44,736,679.00	180	1	\$436,000.00	2	5	\$641,630.00	6	0	\$0.00	0	1	\$985,000.00	5	3	\$2,684,775.00	27	238	\$2,016,103.00	23	\$288,381.00	219	546	\$112,484,215.00			
2009	\$6,953,000.00	6	\$12,225,290.00	31	\$975,000.00	1	\$1,163,500.00	6	\$1,363,000.00	2	\$110,800.00	4	81	\$18,016,975.00	81	0	\$0.00	0	6	\$660,000.00	6	0	\$3,600,000.00	24	0	\$0.00	0	1	\$471,590.00	3	230	\$1,832,793.00	24	\$366,355.00	114	393	\$47,738,903.00			
2008	\$8,229,810.00	15	\$8,097,150.00	45	\$5,188,909.00	6	\$329,820.00	2	\$0.00	0	\$3,857,184.00	9	142	\$33,657,028.73	142	0	\$0.00	0	1	\$131,000.00	1	5	\$24,822,011.00	181	3	\$1,901,920.00	14	2	\$7,356,260.00	42	267	\$2,408,840.00	5	\$76,620.00	380	502	\$96,055,552.73			
2007	\$21,023,000.00	13	\$13,405,450.00	45	\$5,330,000.00	9	\$4,698,100.00	10	\$0.00	0	\$2,840,421.00	7	254	\$53,675,345.27	254	1	\$96,440.00	2	0	\$0.00	0	0	\$0.00	0	65	\$3,587,318.27	65	0	\$0.00	0	283	\$2,202,077.86	41	\$469,109.03	386	669	\$118,627,261.43			
2006	\$5,541,130.00	10	\$7,284,085.24	35	\$9,916,754.50	14	\$739,000.00	6	\$6,991,758.60	3	\$1,890,517.00	5	260	\$51,505,457.27	260	4	\$1,052,773.00	6	0	\$0.00	0	0	\$0.00	0	8	\$10,642,100.00	139	1	\$1,848,000.00	14	75	\$8,507,500.00	23	\$470,850.00	494	562	\$116,194,068.84			
2005	\$12,221,000.00	5	\$4,754,800.00	32	\$15,569,701.00	19	\$2,110,245.00	12	\$26,847,000.00	2	\$1,585,000.00	4	262	\$40,347,884.00	262	0	\$0.00	0	0	\$0.00	0	0	\$0.00	0	5	\$10,987,000.00	158	3	\$4,480,000.00	62	0	\$0.00	0	129	\$1,210,745.00	31	\$252,902.00	504	505	\$122,534,777.00
2004	\$13,005,000.00	33	\$3,015,009.00	17	\$3,621,931.00	17	\$3,125.00	2	\$2,050,000.00	3	\$26,000.00	18	284	\$33,535,000.00	284	0	\$0.00	0	0	\$0.00	0	2	\$10,800,000.00	98	0	\$0.00	0	0	\$0.00	35	\$81	\$1,955,680.00	33	\$38,638.00	171	378	\$39,626,345.32			
2003	\$7,177,500.00	10	\$5,229,628.00	10	\$5,229,628.00	10	\$5,229,628.00	0	\$0.00	0	\$1,135,487.00	0	197	\$32,615,800.00	197	0	\$0.00	0	0	\$0.00	0	0	\$0.00	0	7	\$10,000.00	0	0	\$0.00	0	0	\$0.00	0	0	\$0.00	198	378	\$182,800.00		
2002	\$3,976,045.00	8	\$2,479,850.00	51	\$2,165,950.00	6	\$841,670.00	12	\$0.00	0	\$984,480.00	3	286	\$32,760,400.00	286	0	\$0.00	0	0	\$0.00	0	14	\$770,000.00	14	0	\$0.00	0	3	\$737,000.00	7	101	\$943,523.77	19	\$127,000.00	308	503	\$45,085,863.77			
2001	\$4,156,000.00	11	\$1,155,220.00	23	\$3,093,119.00	17	\$2,734,000.00	10	\$0.00	0	\$7,210,686.00	6	183	\$20,842,475.00	183	0	\$0.00	0	2	\$166,000.00	2	1	\$1,500,000.00	24	3	\$890,000.00	12	0	\$0.00	0	97	\$931,896.46	28	\$199,601.00	221	379	\$42,822,997.46			
2000	\$2,819,200.00	9	\$6,198,902.00	28	\$2,812,800.00	12	\$1,247,700.00	15	\$15,769,100.00	2	\$0.00	0	140	\$15,975,396.45	140	0	\$0.00	0	2	\$196,550.00	2	0	\$0.00	0	1	\$234,000.00	3	0	\$0.00	0	65	\$1,123,725.00	26	\$244,100.00	145	300	\$46,591,473.45			
1999	\$11,471,000.00	16	\$873,600.00	18	\$3,615,474.00	8	\$600,000.00	4	\$10,240,159.00	9	\$1,361,000.00	4	99	\$11,624,500.00	99	0	\$0.00	0	5	\$250,000.00	5	0	\$0.00	0	3	\$1,148,000.00	16	0	\$0.00	0	36	\$1,283,600.00	29	\$262,800.00	120	231	\$42,730,133.00			
1998	\$425,000.00	5	\$1,791,400.00	22	\$2,820,000.00	10	\$1,459,000.00	10	\$0.00	0	\$2,848,000.00	3	125	\$14,110,150.00	125	0	\$0.00	0	0	\$0.00	0	1	\$100,000.00	18	3	\$1,653,700.00	24	0	\$0.00	0	33	\$1,330,300.00	34	\$222,900.00	167	246	\$26,760,450.00			

2025 ALBERTA VS. SASKATCHEWAN PERMIT TOTALS

Alberta

	Residential			Prt	Commercial \$		Prt	Industrial \$		Prt	Institutional \$	
	Prt	New Dwelling \$	#		Improvement \$	Prt	Garage \$					
January	1	\$300,000.00	1	1	\$18,960.75	0	\$0.00	1	\$80,000.00	0	\$0.00	0
February	1	\$600,000.00	1	0	\$0.00	0	\$0.00	2	\$350,000.00	0	\$0.00	0
March	3	\$1,600,000.00	3	5	\$264,705.66	0	\$0.00	5	\$8,735,562.00	0	\$0.00	1
April	3	\$1,555,000.00	3	10	\$158,869.00	0	\$0.00	4	\$32,705,000.00	0	\$0.00	0
May	6	\$6,080,000.00	6	4	\$95,500.00	1	\$96,000.00	1	\$127,000.00	0	\$0.00	0
June	4	\$1,939,000.00	4	8	\$94,178.00	1	\$67,324.00	2	\$3,530,000.00	0	\$0.00	0
July	3	\$1,740,000.00	3	2	\$29,607.00	0	\$0.00	3	\$2,543,200.00	1	\$570,000.00	2
August	1	\$158,100.00	1	22	\$503,408.79	1	\$20,000.00	3	\$1,587,000.00	3	\$1,165,000.00	0
September	4	\$1,725,000.00	4	4	\$76,284.26	0	\$0.00	1	\$145,000.00	1	\$375,000.00	0
October	4	\$1,467,000.00	4	5	\$95,498.80	0	\$0.00	3	\$2,249,656.10	1	\$1,200,000.00	0
November	3	\$1,615,000.00	3	4	\$87,371.00	0	\$0.00	4	\$1,371,604.00	1	\$10,000.00	0
December	0	\$0.00	0	8	\$250,331.50	0	\$0.00	3	\$140,000.00	0	\$0.00	0
Total	33	\$18,779,100.00	33	73	\$1,674,714.76	3	\$183,324.00	32	\$53,564,022.10	7	\$3,320,000.00	3

Total Permits		
Permits	Value \$	Dwellings
3	\$398,960.75	1
3	\$950,000.00	1
14	\$10,832,665.66	3
17	\$34,418,869.00	3
12	\$6,398,500.00	6
15	\$5,630,502.00	4
11	\$5,313,015.00	3
30	\$3,433,508.79	1
10	\$2,321,284.26	4
13	\$5,012,154.90	4
12	\$3,083,975.00	3
11	\$390,331.50	0
151	\$78,183,766.86	33

% of Total Permits	74.02%	87.51%	71.74%
--------------------	--------	--------	--------

Monthly Totals

	Prts	Value \$	Dwell #
January	3	\$398,960.75	1
February	5	\$1,051,000.00	1
March	29	\$14,013,665.66	9
April	22	\$34,959,494.00	4
May	13	\$6,414,500.00	6
June	20	\$6,544,487.00	4
July	14	\$5,768,015.00	3
August	40	\$4,452,344.93	5
September	14	\$2,946,284.26	5
October	15	\$7,105,154.90	4
November	15	\$3,998,975.00	4
December	14	\$1,687,731.50	0
Year To Date	204	\$89,340,613.00	46

Saskatchewan

	Residential			Prt	Commercial \$		Prt	Industrial \$		Prt	Institutional \$	
	Prt	New Dwelling \$	#		Improvement \$	Prt	Garage \$					
January	0	\$0.00	0	0	\$0.00	0	\$0.00	0	\$0.00	0	\$0.00	0
February	0	\$0.00	0	0	\$0.00	0	\$0.00	2	\$101,000.00	0	\$0.00	0
March	2	\$1,620,000.00	6	0	\$0.00	0	\$0.00	13	\$1,561,000.00	0	\$0.00	0
April	1	\$475,000.00	1	3	\$20,525.00	0	\$0.00	1	\$45,100.00	0	\$0.00	0
May	0	\$0.00	0	0	\$0.00	1	\$16,000.00	0	\$0.00	0	\$0.00	0
June	0	\$0.00	0	2	\$9,810.00	0	\$0.00	3	\$904,175.00	0	\$0.00	0
July	0	\$0.00	0	1	\$5,000.00	0	\$0.00	1	\$50,000.00	1	\$400,000.00	0
August	1	\$800,000.00	4	4	\$31,836.14	0	\$0.00	3	\$102,000.00	1	\$5,000.00	1
September	1	\$390,000.00	1	2	\$110,000.00	0	\$0.00	1	\$125,000.00	0	\$0.00	0
October	0	\$0.00	0	0	\$0.00	0	\$0.00	2	\$2,093,000.00	0	\$0.00	0
November	1	\$560,000.00	1	1	\$5,000.00	0	\$0.00	1	\$350,000.00	0	\$0.00	0
December	0	\$0.00	0	1	\$19,400.00	0	\$0.00	1	\$28,000.00	0	\$0.00	1
Total	6	\$3,845,000.00	13	14	\$201,571.14	1	\$16,000.00	28	\$5,359,275.00	2	\$405,000.00	2

Total Permits		
Permits	Value \$	Dwellings
0	\$0.00	0
2	\$101,000.00	0
15	\$3,181,000.00	6
5	\$540,625.00	1
1	\$16,000.00	0
5	\$913,985.00	0
3	\$455,000.00	0
10	\$1,018,836.14	4
4	\$625,000.00	1
2	\$2,093,000.00	0
3	\$915,000.00	1
3	\$1,297,400.00	0
53	\$11,156,846.14	13

% of Total Permits	25.98%	12.49%	28.26%
--------------------	--------	--------	--------

December 2025 - Permits Issued					
Permit Number	Project Information	Type of Work	Construction Value Total	Construction Location	Lot/Block/Plan
AB					
LYDB019325MU	Commercial	Renovation	\$25,000.00	4210 70 Avenue	1 2 982 5313
LYDB019725MU	Commercial	Renovation	\$15,000.00	6202 48 Street	1 8 782 0783
LYDB019825MU	Commercial	Renovation	\$100,000.00	5031 44 Street	42 1 162 2097
AB	3		\$140,000.00		
LYDB020025MU	Residential	Basement Development	\$35,000.00	41-2715 73 Avenue	75 CONDO 162 3319
LYDB020225MU	Residential	Deck	\$5,850.00	6019 20 Street	42 13 242 1180
LYDB020325MU	Residential	Alternative Energy	\$38,955.00	2205 52 Avenue	16 54 022 4982
LYDB020425MU	Residential	Alternative Energy	\$26,895.75	2214 59B Avenue	1 3 022 5609
LYDB020525MU	Residential	Alternative Energy	\$49,607.25	4117 74 Avenue	23A 31 092 1140
LYDB020625MU	Residential	Alternative Energy	\$37,726.50	7407 29 Street	7 33 092 8995
LYDB020825MU	Residential	Alternative Energy	\$21,905.00	2407 58A Ave Court	20 60 012 3485
LYDB019925MU	Residential	Alternative Energy	\$34,392.00	6741 28 Street	160 1 112 1081
AB	8		\$250,331.50		
	11	AB TOTAL	\$390,331.50		
SK					
LYDB018525MU	Commercial	Accessory Building	\$28,000.00	3705 44 Street	10 5 101927875
SK	1		\$28,000.00		
LYDB019525MU	Institutional	Addition	\$1,250,000.00	3915 47 Avenue	8 1 79B17347
SK	1		\$1,250,000.00		
LYDB019425MU	Residential	Alternative Energy	\$19,400.00	5229 22 Street	6 53 012 6080
SK	1		\$19,400.00		
	3	SK TOTAL	\$1,297,400.00		
14 PERMITS ISSUED		SK TOTAL	\$1,297,400.00	SK PERMITS	0 New SK Dwelling Units
		AB TOTAL	\$390,331.50	AB PERMITS	0 New AB Dwelling Units
		AB + SK TOTAL	\$1,687,731.50		



14

Permits issued
In December



\$1,687,731

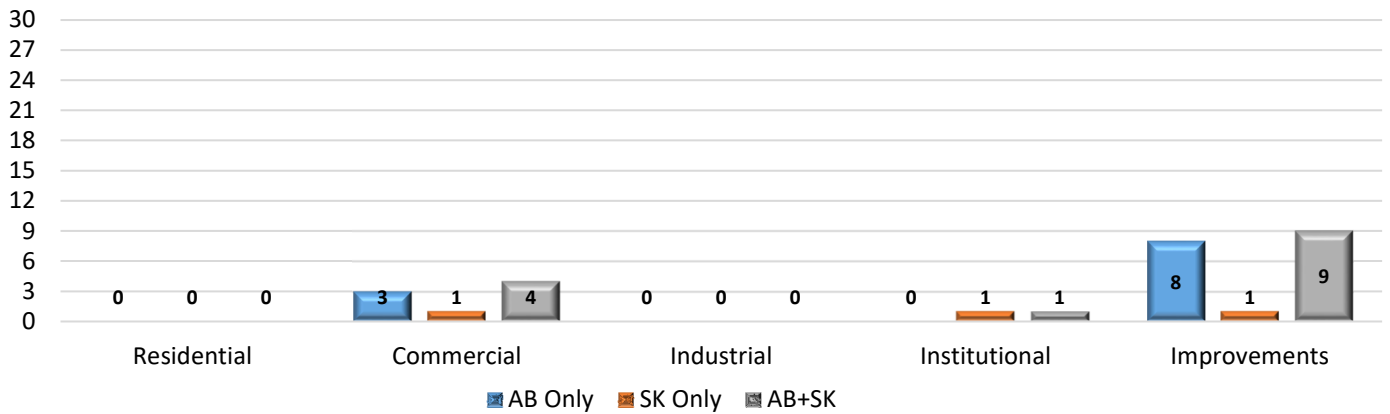
December
Construction Value



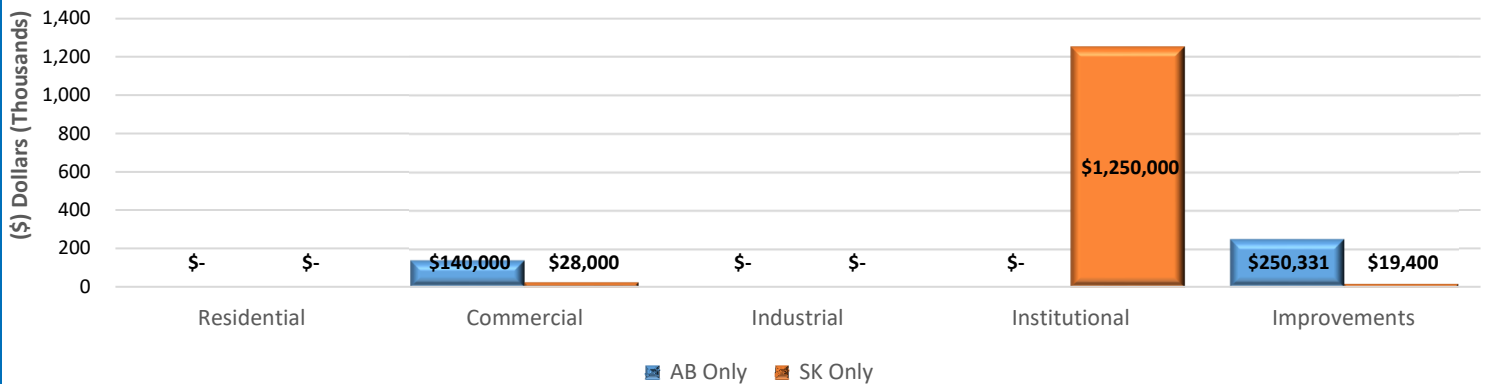
0

New Dwelling Units
issued in December


December 2025 - Permits Issued



December 2025 - Construction Values



2025 - Construction Values Total



Year	2021	2022	2023	2024	2025
# of Permits	189	170	123	160	204
Construction Value	\$71,663,690	\$65,564,682	\$120,000,004	\$44,132,464	\$89,340,613
# of New Dwellings	32	125	22	46	46