

City of Lloydminster
2025 Building Statistics

Year To Date

Month	Commercial				Industrial				Institutional				Residential																				Permit Total					
	New	Prt	Improvement	Prt	New	Prt	Improvement	Prt	New	Prt	Improvement	Prt	Prt	New Single Det	#	Prt	Semi-Detached/ Duplex	#	Prt	Mobile Home	#	Prt	New Apartment/ Garden Suite/Basement Suite	#	Prt	New Rowhouse	#	Prt	New Townhouse	#	Prt	Improvement	Prt	Garage	# of Dwellings	Prts	Value (\$)	
January	\$0.00	0	\$80,000.00	1	\$0.00	0	\$0.00	0	\$0.00	0	\$0.00	0	1	\$300,000.00	1	0	\$0.00	0	0	\$0.00	0	0	\$0.00	0	0	\$0.00	0	0	\$0.00	0	1	\$18,690.75	0	\$0.00	1	3	\$398,690.75	
February	\$0.00	0	\$451,000.00	4	\$0.00	0	\$0.00	0	\$0.00	0	\$0.00	0	1	\$600,000.00	1	0	\$0.00	0	0	\$0.00	0	0	\$0.00	0	0	\$0.00	0	0	\$0.00	0	0	\$0.00	0	1	5	\$1,051,000.00		
March	\$0.00	0	\$10,296,562.00	18	\$0.00	0	\$0.00	0	\$0.00	0	\$232,398.00	1	3	\$1,600,000.00	3	0	\$0.00	0	0	\$0.00	0	0	\$0.00	0	2	\$1,620,000.00	6	0	\$0.00	0	5	\$264,706.00	0	\$0.00	9	29	\$14,013,666.00	
April	\$32,200,000.00	3	\$550,100.00	3	\$0.00	0	\$0.00	0	\$0.00	0	\$0.00	0	4	\$2,030,000.00	4	0	\$0.00	0	0	\$0.00	0	0	\$0.00	0	0	\$0.00	0	0	\$0.00	0	13	\$179,394.00	0	\$0.00	4	23	\$34,959,494.00	
May	\$0.00	0	\$127,000.00	1	\$0.00	0	\$0.00	0	\$0.00	0	\$0.00	0	6	\$6,080,000.00	6	0	\$0.00	0	0	\$0.00	0	0	\$0.00	0	0	\$0.00	0	0	\$0.00	0	4	\$95,500.00	2	\$112,000.00	6	13	\$6,414,500.00	
June	\$0.00	0	\$0.00	0	\$0.00	0	\$0.00	0	\$0.00	0	\$0.00	0	0	\$0.00	0	0	\$0.00	0	0	\$0.00	0	0	\$0.00	0	0	\$0.00	0	0	\$0.00	0	0	\$0.00	0	0	0	0	\$0.00	
July	\$0.00	0	\$0.00	0	\$0.00	0	\$0.00	0	\$0.00	0	\$0.00	0	0	\$0.00	0	0	\$0.00	0	0	\$0.00	0	0	\$0.00	0	0	\$0.00	0	0	\$0.00	0	0	\$0.00	0	0	0	0	\$0.00	
August	\$0.00	0	\$0.00	0	\$0.00	0	\$0.00	0	\$0.00	0	\$0.00	0	0	\$0.00	0	0	\$0.00	0	0	\$0.00	0	0	\$0.00	0	0	\$0.00	0	0	\$0.00	0	0	\$0.00	0	0	0	0	\$0.00	
September	\$0.00	0	\$0.00	0	\$0.00	0	\$0.00	0	\$0.00	0	\$0.00	0	0	\$0.00	0	0	\$0.00	0	0	\$0.00	0	0	\$0.00	0	0	\$0.00	0	0	\$0.00	0	0	\$0.00	0	0	0	0	\$0.00	
October	\$0.00	0	\$0.00	0	\$0.00	0	\$0.00	0	\$0.00	0	\$0.00	0	0	\$0.00	0	0	\$0.00	0	0	\$0.00	0	0	\$0.00	0	0	\$0.00	0	0	\$0.00	0	0	\$0.00	0	0	0	0	\$0.00	
November	\$0.00	0	\$0.00	0	\$0.00	0	\$0.00	0	\$0.00	0	\$0.00	0	0	\$0.00	0	0	\$0.00	0	0	\$0.00	0	0	\$0.00	0	0	\$0.00	0	0	\$0.00	0	0	\$0.00	0	\$0.00	0	0	0	\$0.00
December	\$0.00	0	\$0.00	0	\$0.00	0	\$0.00	0	\$0.00	0	\$0.00	0	0	\$0.00	0	0	\$0.00	0	0	\$0.00	0	0	\$0.00	0	0	\$0.00	0	0	\$0.00	0	0	\$0.00	0	\$0.00	0	0	0	\$0.00
	\$32,200,000.00	3	\$11,504,662.00	27	\$0.00	0	\$0.00	0	\$0.00	0	\$232,398.00	1	15	\$10,610,000.00	15	0	\$0.00	0	0	\$0.00	0	0	\$0.00	0	2	\$1,620,000.00	6	0	\$0.00	0	23	\$558,290.75	2	\$112,000.00	21	73	\$56,837,350.75	

Year To Year Totals

Year	Commercial				Industrial				Institutional				Residential												Permit Total													
	New	Prt.	Improvement	Prt.	New	Prt.	Improvement	Prt.	New	Prt.	Improvement	Prt.	Prt.	New Single Det.	#	Prt.	Semi-Detached	#	Prt.	Mobile Home	#	Prt.	New Apartment	#	Prt.	New Rowhouse	#	Prt.	New Townhouse	#	Prt.	Improvement	Prt.	Garage	# of Dwellings	Prt.	Value (\$)	
2025	\$32,200,000.00	3	\$11,504,662.00	27	\$0.00	0	\$0.00	0	\$0.00	0	\$232,398.00	1	15	\$10,610,000.00	15	0	\$0.00	0	0	\$0.00	0	0	2	\$1,620,000.00	6	0	\$0.00	0	23	\$558,290.75	2	\$112,000.00	21	73	\$56,837,350.75			
2024	\$ 3,158,850.00	6	\$ 5,115,926.00	24	\$ 7,142,420.00	4	\$ 3,334,870.00	8	0	0	\$ 3,780,524.00	6	40	\$ 18,321,000.00	42	0	\$0.00	0	0	\$0.00	0	4	\$90,000.00	4	0	\$0.00	0	0	\$0.00	0	63	\$ 3,034,874.00	5	\$154,000.00	46	160	\$ 44,132,464.00	
2023	\$21,214,162.00	5	\$10,429,328.00	35	\$0.00	0	\$311,757.00	3	\$74,045,000.00	1	\$13,435,374.00	5	19	\$9,137,590.00	19	1	\$350,000.00	2	1	\$100,000.00	1	0	\$0.00	0	0	\$0.00	0	0	\$0.00	0	42	\$1,176,793.00	11	\$90,000.00	22	123	\$120,000,004.00	
2022	\$2,080,000.00	3	\$4,975,071.00	36	\$1,881,000.00	2	\$219,000.00	2	\$0.00	0	\$26,180,000.00	2	34	\$14,240,346.00	34	2	\$300,000.00	4	0	\$0.00	0	0	18	\$11,960,000.00	91	0	\$0.00	0	58	\$3,554,265.00	13	\$175,000.00	129	170	\$65,564,682.00			
2021	\$12,905,000.00	3	\$12,883,594.00	73	\$4,311,394.00	2	\$4,735,000.00	5	\$7,100,000.00	1	\$16,011,080.00	4	28	\$11,234,000.00	30	1	\$430,000.00	2	0	\$0.00	0	0	0	\$0.00	0	0	\$0.00	0	52	\$1,873,622.00	20	\$150,000.00	32	189	\$71,633,690.00			
2020	\$3,585,000.00	4	\$4,577,330.00	20	\$3,900,000.00	2	\$0.00	0	\$0.00	0	\$835,140.00	6	24	\$7,363,383.00	24	0	\$0.00	0	0	\$0.00	0	0	1	\$560,000.00	4	0	\$0.00	0	83	\$1,113,024.00	9	\$146,000.00	28	149	\$22,079,877.00			
2019	\$5,875,273.50	4	\$5,461,401.29	31	\$1,900,000.00	2	\$88,000.00	3	\$0.00	0	\$1,992,500.00	6	18	\$5,688,500.00	18	0	\$0.00	0	0	\$0.00	0	0	5	\$3,023,276.00	16	0	\$0.00	0	80	\$1,049,400.00	2	\$75,000.00	40	143	\$25,153,350.79			
2018	\$2,523,795.00	5	\$6,099,045.00	42	\$0.00	0	\$887,000.00	3	\$0.00	0	\$1,825,866.00	8	38	\$12,041,000.00	38	0	\$0.00	0	0	\$0.00	0	0	0	\$0.00	0	0	\$0.00	0	94	\$1,616,700.00	4	\$97,000.00	38	194	\$25,090,406.00			
2017	\$10,848,000.00	5	\$6,812,660.00	46	\$1,650,000.00	2	\$476,098.15	5	\$674,000.00	1	\$760,000.00	2	51	\$16,321,900.00	51	0	\$0.00	0	0	\$0.00	0	0	0	\$0.00	0	0	\$0.00	0	89	\$1,020,460.00	6	\$121,500.00	63	212	\$40,732,618.15			
2016	\$4,858,293.00	7	\$5,687,433.00	35	\$2,400,000.00	5	\$384,000.00	5	\$0.00	0	\$4,580,000.00	3	51	\$16,125,057.00	51	0	\$0.00	0	1	\$85,000.00	1	0	\$0.00	0	1	\$860,000.00	6	0	\$0.00	0	141	\$1,629,521.00	8	\$175,452.00	58	257	\$36,784,756.00	
2015	\$36,380,121.00	27	\$12,764,942.00	50	\$9,579,783.00	7	\$450,000.00	3	\$0.00	0	\$14,492,183.00	6	107	\$36,733,668.00	107	0	\$0.00	0	0	\$0.00	0	0	0	\$0.00	0	1	\$1,000,000.00	9	2	\$1,200,000.00	8	172	\$6,414,697.61	12	\$255,000.00	124	375	\$119,270,424.61
2014	\$36,105,414.00	17	\$8,760,278.00	37	\$19,218,290.50	11	\$1,217,000.00	3	\$90,000.00	1	\$3,294,000.00	4	254	\$68,331,474.00	245	0	\$0.00	0	3	\$372,000.00	3	6	\$25,358,000.00	300	1	\$1,400,000.00	16	9	\$4,137,218.00	36	217	\$4,247,205.00	44	\$204,000.00	600	599	\$172,734,879.50	
2013	\$56,345,014.42	15	\$16,718,307.00	52	\$21,371,379.00	17	\$2,985,404.00	10	\$9,000,000.00	1	\$657,651.00	7	241	\$64,885,874.00	245	0	\$0.00	0	3	\$404,000.00	3	0	\$0.00	0	28	\$13,756,506.00	132	1	\$800,367.00	4	199	\$1,440,943.87	11	\$243,716.00	384	585	\$188,409,162.29	
2012	\$10,380,900.00	11	\$6,739,590.00	44	\$13,130,000.00	15	\$7,473,610.00	14	\$45,981,995.00	7	\$1,331,847.00	7	253	\$65,842,990.00	253	0	\$0.00	0	8	\$800,000.00	8	5	\$21,400,000.00	208	24	\$13,504,107.00	115	1	\$524,077.00	4	182	\$1,377,717.00	12	\$285,301.00	586	583	\$188,772,134.00	
2011	\$11,167,059.00	17	\$7,150,574.00	42	\$25,931,706.00	27	\$521,500.00	4	\$57,541,220.00	10	\$1,210,229.00	6	234	\$59,614,276.00	234	0	\$0.00	0	8	\$1,004,151.00	8	1	\$4,095,000.00	63	6	\$6,822,325.00	50	3	\$3,643,000.00	18	198	\$1,314,344.00	22	\$310,188.00	373	578	\$180,325,572.00	
2010	\$26,683,773.00	10	\$6,615,408.00	56	\$19,983,378.00	9	\$1,068,065.00	6	\$118,000.00	3	\$6,230,023.00	12	180	\$44,736,679.00	180	1	\$435,000.00	2	5	\$641,630.00	6	0	\$0.00	0	1	\$985,000.00	5	3	\$2,684,775.00	27	238	\$2,016,103.00	23	\$288,381.00	219	546	\$112,484,215.00	
2009	\$6,953,000.00	6	\$12,225,290.00	31	\$975,000.00	1	\$1,163,500.00	6	\$1,363,000.00	2	\$110,800.00	4	81	\$18,016,975.00	81	0	\$0.00	0	6	\$660,000.00	5	1	\$3,600,000.00	24	0	\$0.00	0	0	\$0.00	0	3	\$230	\$1,832,793.00	24	\$366,355.00	114	393	\$47,738,303.00
2008	\$8,229,810.00	15	\$8,097,150.00	45	\$5,188,909.00	6	\$329,820.00	2	\$0.00	0	\$3,857,184.00	9	142	\$33,657,028.73	142	0	\$0.00	0	0	1	\$131,000.00	1	5	\$24,822,011.00	181	3	\$1,901,920.00	14	2	\$7,356,260.00	42	267	\$2,408,840.00	5	\$76,620.00	380	502	\$96,055,552.73
2007	\$21,023,000.00	13	\$13,405,450.00	45	\$5,330,000.00	9	\$4,698,100.00	0	\$0.00	0	\$2,840,421.00	7	254	\$53,675,345.27	254	1	\$96,440.00	2	0	\$0.00	0	3	\$8,700,000.00	65	3	\$5,787,318.27	85	0	\$0.00	0	283	\$2,202,077.86	41	\$469,109.03	388	669	\$118,627,261.43	
2006	\$5,541,130.00	10	\$7,284,085.24	35	\$9,916,754.50	14	\$739,000.00	6	\$6,591,758.60	3	\$8,900,517.00	5	260	\$51,505,457.27	260	4	1,052,773.00	0	0	\$0.00	0	0	8	\$10,642,100.00	139	1	\$1,848,000.00	14	2	\$7,537,500.00	75	185	\$4,227,142.33	29	\$407,850.00	494	562	\$112,514,068.84
2005	\$12,221,000.00	5	\$4,754,000.00	32	\$15,569,701.00	19	\$21,104,245.00	12	\$26,847,000.00	2	\$1,890,500.00	4	262	\$40,247,884.00	262	1	2,288,000.00	22	0	\$0.00	0	5	\$10,967,000.00	158	3	\$4,840,000.00	62	0	\$0.00	0	129	\$1,220,745.00	31	\$252,902.00	504	505	\$122,534,777.00	
2004	\$30,036,000.00	18	\$3,036,000.00	43	\$12,140,000.00	17	\$3,675,900.00	3	\$284,000.00	0	\$7,275,000.00	3	284	\$35,503,300.00	284	0	\$0.00	0	0	0	0	2	\$10,800,000.00	30	9	\$1,800,000.00	35	96	\$1,800,000.00	33	\$225,488.00	37	\$1,955,680.00	197	371	\$39,626,345.32		
2003	\$7,177,600.00	10	\$6,296,828.00	38	\$1,095,525.00	0	\$67,455.32	0	\$0.00	0	\$113,487.00	0	197	\$23,615,800.00	197	0	\$0.00	0	0	0	0	7	\$110,000.00	0	0	\$0.00	0	0	\$0.00	0	25	\$1,036,150.00	0	197	\$127,000.00	196	370	\$187,000.00
2002	\$3,976,045.00	8	\$2,479,850.00	51	\$2,165,950.00	6	\$841,607.00	12	\$0.00	0	\$384,488.00	3	286	\$32,760,400.00	286	0	\$0.00	0	14	\$770,000.00	14	0	\$0.00	0	3	\$737,000.00	8	0	\$0.00	0	101	\$843,523.77	19	\$323,000.00	308	503	\$45,085,863.75	
2001	\$4,156,000.00	9	\$1,155,220.00	23	\$3,093,119.00	17	\$2,734,000.00	0	\$0.00	0	\$7,210,686.00	6	183	\$20,842,475.00	183	0	\$0.00	0	2	\$110,000.00	2	1	\$1,500,000.00	24	3	\$890,000.00	12	0	\$0.00	0	97	\$931,896.48	28	\$199,601.00	221	379	\$42,822,997.46	
2000	\$2,819,200.00	9	\$6,198,902.00	28	\$2,812,800.00	12	\$1,247,700.00	15	\$15,769,100.00	2	\$0.00	0	140	\$15,975,396.45	140	0	\$0.00	0	0	0	0	2	\$123,725.00	0	1	\$234,000.00	3	0	\$0.00	0	65	\$1,123,725.00	26	\$244,100.00	145	300	\$46,591,473.45	
1999	\$11,471,000.00	16	\$8,791,600.00	18	\$3,615,474.00	8	\$600,000.00	4	\$10,240,159.00	9	\$1,361,000.00	4	99	\$11,624,500.00	99	0	\$0.00	0	5	\$250,000.00	5	0	\$0.00	0	3	\$1,148,000.00	16	0	\$0.00	0	36	\$1,283,600.00	29	\$262,800.00	120	231	\$42,730,133.00	
1998	\$425,000.00	5	\$1,791,400.00	22	\$2,474,000.00	10	\$1,459,000.00	10	\$1,459,000.00	0	\$2,848,000.00	3	125	\$14,110,150.00	125	0	\$0.00	0	0	\$0.00	0	1	\$100,000.00	18	3	\$1,653,700.00	24	0	\$0.00	0	33	\$1,330,300.00	34	\$222,900.00	167	246	\$26,760,450.00	

2025 ALBERTA VS. SASKATCHEWAN PERMIT TOTALS

Alberta

	Residential						Prt	Commercial \$	Prt	Industrial \$	Prt	Institutional \$	
	Prt	New Dwelling \$	#	Prt	Improvement \$	Prt							Garage \$
January	1	\$300,000.00	1	1	\$18,960.75	0	\$0.00	1	\$80,000.00	0	\$0.00	0	\$0.00
February	1	\$600,000.00	1	0	\$0.00	0	\$0.00	2	\$350,000.00	0	\$0.00	0	\$0.00
March	3	\$1,600,000.00	3	5	\$264,705.66	0	\$0.00	5	\$8,735,562.00	0	\$0.00	1	\$232,398.00
April	3	\$1,555,000.00	3	10	\$158,869.00	0	\$0.00	4	\$32,705,000.00	0	\$0.00	0	\$0.00
May	6	\$6,080,000.00	6	4	\$95,500.00	1	\$96,000.00	1	\$127,000.00	0	\$0.00	0	\$0.00
June	4	\$1,939,000.00	4	8	\$94,178.00	1	\$67,324.00	2	\$3,530,000.00	0	\$0.00	0	\$0.00
July	0	\$0.00	0	0	\$0.00	0	\$0.00	0	\$0.00	0	\$0.00	0	\$0.00
August	0	\$0.00	0	0	\$0.00	0	\$0.00	0	\$0.00	0	\$0.00	0	\$0.00
September	0	\$0.00	0	0	\$0.00	0	\$0.00	0	\$0.00	0	\$0.00	0	\$0.00
October	0	\$0.00	0	0	\$0.00	0	\$0.00	0	\$0.00	0	\$0.00	0	\$0.00
November	0	\$0.00	0	0	\$0.00	0	\$0.00	0	\$0.00	0	\$0.00	0	\$0.00
December	0	\$0.00	0	0	\$0.00	0	\$0.00	0	\$0.00	0	\$0.00	0	\$0.00
Total	18	\$12,074,000.00	18	28	\$632,213.41	2	\$163,324.00	15	\$45,527,562.00	0	\$0.00	1	\$232,398.00

Total Permits		
Permits	Value \$	Dwellings
3	\$398,960.75	1
3	\$950,000.00	1
14	\$10,832,665.66	3
17	\$34,418,869.00	3
12	\$6,398,500.00	6
15	\$5,630,502.00	4
0	\$0.00	0
0	\$0.00	0
0	\$0.00	0
0	\$0.00	0
0	\$0.00	0
0	\$0.00	0
64	\$58,629,497.41	18

% of Total Permits	69.57%	92.50%	72.00%
--------------------	--------	--------	--------

Monthly Totals

	Prts	Value \$	Dwell #
January	3	\$398,960.75	1
February	5	\$1,051,000.00	1
March	29	\$14,013,665.66	9
April	22	\$34,959,494.00	4
May	13	\$6,414,500.00	6
June	20	\$6,544,487.00	4
July	0	\$0.00	0
August	0	\$0.00	0
September	0	\$0.00	0
October	0	\$0.00	0
November	0	\$0.00	0
December	0	\$0.00	0
Year To Date	92	\$63,382,107.41	25

Saskatchewan

	Residential						Prt	Commercial \$	Prt	Industrial \$	Prt	Institutional \$	
	Prt	New Dwelling \$	#	Prt	Improvement \$	Prt							Garage \$
January	0	\$0.00	0	0	\$0.00	0	\$0.00	0	\$0.00	0	\$0.00	0	\$0.00
February	0	\$0.00	0	0	\$0.00	0	\$0.00	2	\$101,000.00	0	\$0.00	0	\$0.00
March	2	\$1,620,000.00	6	0	\$0.00	0	\$0.00	13	\$1,561,000.00	0	\$0.00	0	\$0.00
April	1	\$475,000.00	1	3	\$20,525.00	0	\$0.00	1	\$45,100.00	0	\$0.00	0	\$0.00
May	0	\$0.00	0	0	\$0.00	1	\$16,000.00	0	\$0.00	0	\$0.00	0	\$0.00
June	0	\$0.00	0	2	\$9,810.00	0	\$0.00	3	\$904,175.00	0	\$0.00	0	\$0.00
July	0	\$0.00	0	0	\$0.00	0	\$0.00	0	\$0.00	0	\$0.00	0	\$0.00
August	0	\$0.00	0	0	\$0.00	0	\$0.00	0	\$0.00	0	\$0.00	0	\$0.00
September	0	\$0.00	0	0	\$0.00	0	\$0.00	0	\$0.00	0	\$0.00	0	\$0.00
October	0	\$0.00	0	0	\$0.00	0	\$0.00	0	\$0.00	0	\$0.00	0	\$0.00
November	0	\$0.00	0	0	\$0.00	0	\$0.00	0	\$0.00	0	\$0.00	0	\$0.00
December	0	\$0.00	0	0	\$0.00	0	\$0.00	0	\$0.00	0	\$0.00	0	\$0.00
Total	3	\$2,095,000.00	7	5	\$30,335.00	1	\$16,000.00	19	\$2,611,275.00	0	\$0.00	0	\$0.00

Total Permits		
Permits	Value \$	Dwellings
0	\$0.00	0
2	\$101,000.00	0
15	\$3,181,000.00	6
5	\$540,625.00	1
1	\$16,000.00	0
5	\$913,985.00	0
0	\$0.00	0
0	\$0.00	0
0	\$0.00	0
0	\$0.00	0
0	\$0.00	0
0	\$0.00	0
28	\$4,752,610.00	7

% of Total Permits	30.43%	7.50%	28.00%
--------------------	--------	-------	--------

June 2025 - Permits Issued

Permit Number	Project Information	Type of Work	Construction Value Total	Construction Location	Lot/Block/Plan
AB					
LYDB005525MU	Commercial	New Construction	\$ 3,500,000.00	8296 45 Street	6 2 122 1428
AB	1		\$3,500,000.00		
LYDB008125MU	Commercial	Renovation	\$ 30,000.00	5501 51 Street	19-20 47 853HW
AB	1		\$30,000.00		
LYDB008225MU	Residential	New Dwelling	\$ 399,000.00	6114 20 Street Close	38 6 142 3846
LYDB007125MU	Residential	New Dwelling	\$ 550,000.00	2105 58 Avenue Close	25 58 122 4267
LYDB007325MU	Residential	New Dwelling	\$ 500,000.00	2011 61 Avenue	18 5 142 3221
LYDB008325MU	Residential	New Dwelling	\$ 490,000.00	3711 70 Avenue	62 6 152 2663
AB	4		\$1,939,000.00		
LYDB009625MU	Residential	Alternative Energy	\$ 25,172.00	A&B- - 5009 55A Street	22 50 920HW
LYDB008425MU	Residential	Alternative Energy	\$ 13,206.00	2810 68 Avenue	166 1 122 3276
LYDB008525MU	Residential	Alternative Energy	\$ 16,600.00	3412 62 Avenue	4 4 972 3006
LYDB009125MU	Residential	Renovation	\$ 1,000.00	20 Alberta Crescent	30 58 5730 NY
LYDB007625MU	Residential	Renovation	\$ 30,000.00	5114 27 Street	68 23 852 1257
LYDB007825MU	Residential	Deck	\$ 4,000.00	5606 14 Street	45 58 232 1629
LYDB006025MU	Residential	Deck	\$ 900.00	3509 70 Avenue	74 6 152 2663
LYDB007725MU	Residential	Garage	\$ 67,324.00	5113 29 Street	12 29 762 1915
LYDB009325MU	Residential	Deck	\$ 3,300.00	2710 57A Avenue	73 40 902 0102
AB	9		\$161,502.00		
	15	AB TOTAL	\$5,630,502.00		
SK					
LYDB007025MU	Commercial	Renovation	\$ 152,000.00	5011 49 Avenue	34 1 01B20568
LYDB007225MU	Commercial	Renovation	\$ 749,975.00	4808 45 Avenue	1 B 101478461
LYDB009425MU	Commercial	Renovation	\$ 2,200.00	4901 49 Avenue	37.3,96B01717
SK	3		\$904,175.00		
LYDB008025MU	Residential	Deck	\$ 2,000.00	4505 30 Street	83 14 86B15154
LYDB007525MU	Residential	Alternative Energy	\$ 7,810.00	4715 19 Street	7 9 101901024
SK	2		\$9,810.00		
	5	SK TOTAL	\$913,985.00		
20 PERMITS ISSUED		SK TOTAL	\$913,985.00	SK PERMITS	0 New SK Dwelling Units
		AB TOTAL	\$5,630,502.00	AB PERMITS	4 New AB Dwelling Units
		AB + SK TOTAL	\$6,544,487.00		



20

Permits issued
In June



\$6,544,487

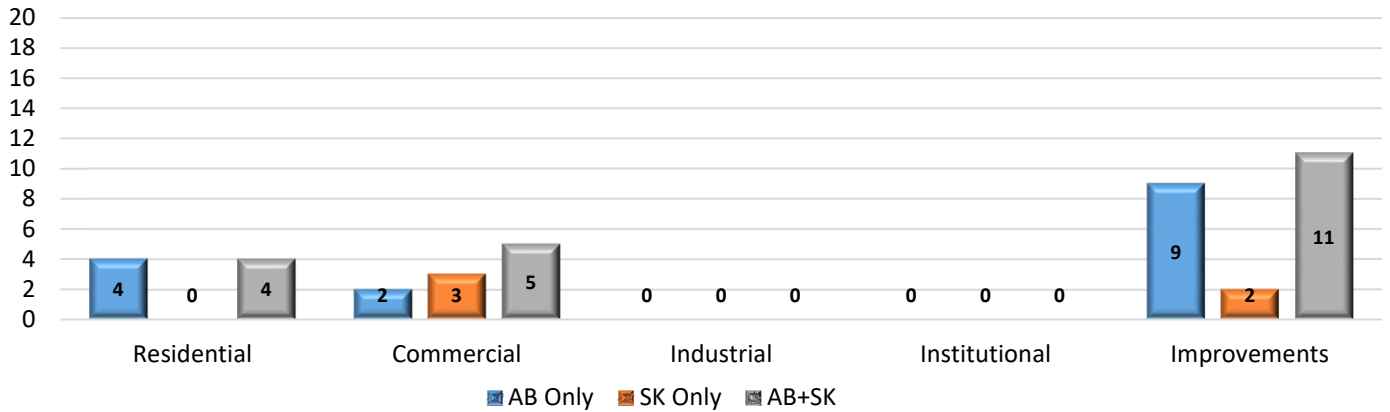
June Construction
Value



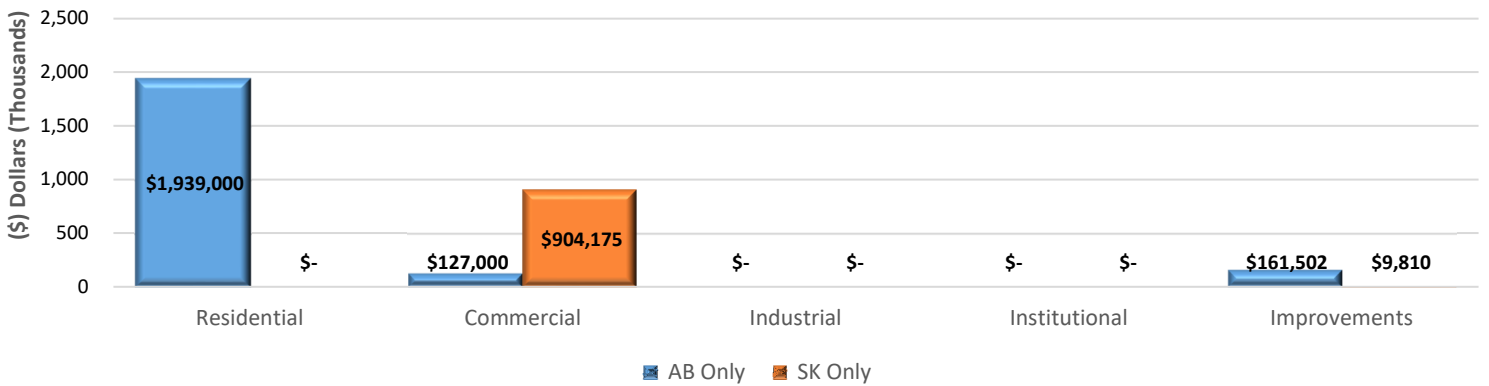
4

New Dwelling Units
issued in June

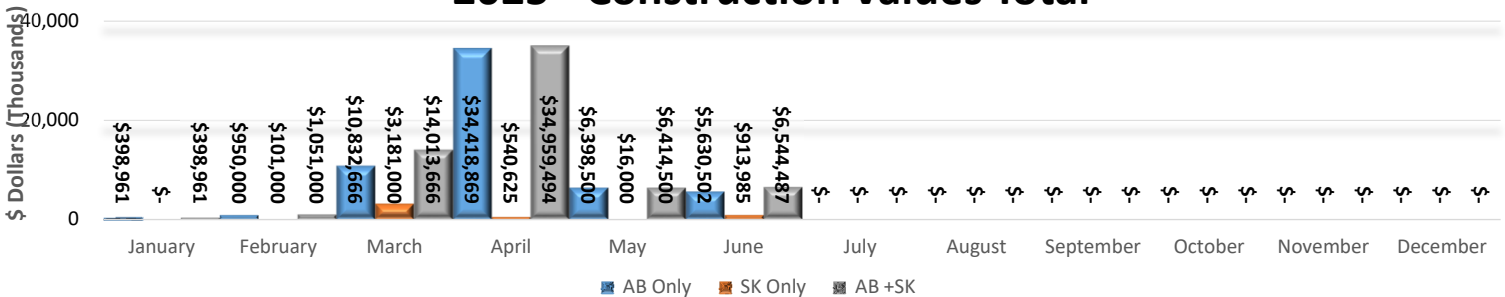
June 2025 - Permits Issued



June 2025 - Construction Values



2025 - Construction Values Total



Year	2021	2022	2023	2024	2025
# of Permits	189	170	123	160	92
Construction Value	\$71,663,690	\$65,564,682	\$120,000,004	\$44,132,464	\$63,382,107
# of New Dwellings	32	125	22	46	25