

City of Lloydminster 2019 Building Statistics

Year To Date

Month	Commercial				Industrial				Institutional				Residential												Permit Total													
	New	Prt.	Improvement	Prt.	New	Prt.	Improvement	Prt.	New	Prt.	Improvement	Prt.	Prt.	New Single Det.	#	Prt.	Semi-Detached	#	Prt.	Mobile Home	#	Prt.	New Apartment	#	Prt.	New Rowhouse	#	Prt.	New Townhouse	#	Prt.	Improvement	Prt.	Garage	# of Dwellings	Prts.	Value (\$)	
January	\$818,000.00	1	\$417,000.00	5	\$0.00	0	\$0.00	0	\$0.00	0	\$0.00	0	\$0.00	0	0	\$0.00	0	0	\$0.00	0	0	\$0.00	0	0	\$0.00	0	0	\$0.00	0	0	\$59,000.00	0	\$0.00	0	7	1	\$1,294,000.00	
February	\$0.00	0	\$1,380,000.00	4	\$0.00	0	\$60,000.00	1	\$0.00	0	\$0.00	0	\$0.00	0	0	\$0.00	0	0	\$0.00	0	0	\$0.00	0	0	\$0.00	0	0	\$0.00	0	0	\$50,000.00	0	\$0.00	1	7	1	\$1,705,000.00	
March	\$2,450,000.00	1	\$500,000.00	3	\$0.00	0	\$0.00	0	\$0.00	0	\$0.00	0	\$0.00	0	1	\$410,000.00	1	0	\$0.00	0	0	\$0.00	0	0	\$0.00	0	0	\$0.00	0	0	\$181,000.00	0	\$0.00	1	11	3	\$3,541,000.00	
April	\$0.00	0	\$712,654.00	4	\$0.00	0	\$8,000.00	1	\$0.00	0	\$7,500.00	1	2	\$640,000.00	2	0	\$0.00	0	0	\$0.00	0	0	\$0.00	0	0	\$0.00	0	0	\$0.00	0	0	\$261,800.00	1	\$25,000.00	2	22	1	\$1,654,954.00
May	\$0.00	0	\$169,747.29	3	\$0.00	0	\$0.00	0	\$0.00	0	\$0.00	0	4	\$1,080,000.00	4	0	\$0.00	0	0	\$0.00	0	0	\$0.00	0	0	\$0.00	0	0	\$125,500.00	0	\$0.00	4	18	1	\$1,375,247.29			
June	\$1,507,273.50	1	\$850,000.00	2	\$0.00	0	\$0.00	0	\$0.00	0	\$40,000.00	1	1	\$460,000.00	1	0	\$0.00	0	0	\$0.00	0	0	\$0.00	0	0	\$0.00	0	0	\$42,500.00	1	\$50,000.00	1	16	2	\$2,949,773.50			
July	\$0.00	0	\$0.00	0	\$0.00	0	\$0.00	0	\$0.00	0	\$0.00	0	0	\$0.00	0	0	\$0.00	0	0	\$0.00	0	0	\$0.00	0	0	\$0.00	0	0	\$0.00	0	\$0.00	0	0	0	0	\$0.00		
August	\$0.00	0	\$0.00	0	\$0.00	0	\$0.00	0	\$0.00	0	\$0.00	0	0	\$0.00	0	0	\$0.00	0	0	\$0.00	0	0	\$0.00	0	0	\$0.00	0	0	\$0.00	0	\$0.00	0	0	0	0	0	\$0.00	
September	\$0.00	0	\$0.00	0	\$0.00	0	\$0.00	0	\$0.00	0	\$0.00	0	0	\$0.00	0	0	\$0.00	0	0	\$0.00	0	0	\$0.00	0	0	\$0.00	0	0	\$0.00	0	\$0.00	0	0	0	0	0	\$0.00	
October	\$0.00	0	\$0.00	0	\$0.00	0	\$0.00	0	\$0.00	0	\$0.00	0	0	\$0.00	0	0	\$0.00	0	0	\$0.00	0	0	\$0.00	0	0	\$0.00	0	0	\$0.00	0	\$0.00	0	0	0	0	0	\$0.00	
November	\$0.00	0	\$0.00	0	\$0.00	0	\$0.00	0	\$0.00	0	\$0.00	0	0	\$0.00	0	0	\$0.00	0	0	\$0.00	0	0	\$0.00	0	0	\$0.00	0	0	\$0.00	0	\$0.00	0	0	0	0	0	\$0.00	
December	\$0.00	0	\$0.00	0	\$0.00	0	\$0.00	0	\$0.00	0	\$0.00	0	0	\$0.00	0	0	\$0.00	0	0	\$0.00	0	0	\$0.00	0	0	\$0.00	0	0	\$0.00	0	\$0.00	0	0	0	0	0	\$0.00	
Totals	\$4,775,273.50	3	\$4,029,401.29	21	\$0.00	0	\$68,000.00	0	\$0.00	0	\$47,500.00	2	9	\$2,805,000.00	9	0	\$0.00	0	0	\$0.00	0	0	\$0.00	0	0	\$0.00	0	0	\$0.00	0	\$719,800.00	2	\$75,000.00	9	87	2	\$12,519,974.79	

Year To Year Totals

Year	Commercial				Industrial				Institutional				Residential												Permit Total													
	New	Prt.	Improvement	Prt.	New	Prt.	Improvement	Prt.	New	Prt.	Improvement	Prt.	Prt.	New Single Det.	#	Prt.	Semi-Detached	#	Prt.	Mobile Home	#	Prt.	New Apartment	#	Prt.	New Rowhouse	#	Prt.	New Townhouse	#	Prt.	Improvement	Prt.	Garage	# of Dwellings	Prts.	Value (\$)	
2019	\$4,775,273.50	3	\$4,029,401.29	21	\$0.00	0	\$68,000.00	0	\$0.00	0	\$47,500.00	2	9	\$2,805,000.00	9	0	\$0.00	0	0	\$0.00	0	0	\$0.00	0	0	\$0.00	0	0	\$0.00	0	\$719,800.00	2	\$75,000.00	9	87	2	\$12,519,974.79	
2018	\$2,523,795.00	5	\$6,099,045.00	42	\$0.00	0	\$887,000.00	3	\$0.00	0	\$1,825,866.00	8	38	\$12,041,000.00	38	0	\$0.00	0	0	\$0.00	0	0	\$0.00	0	0	\$0.00	0	0	\$0.00	0	\$1,616,700.00	4	\$97,000.00	38	194	3	\$25,090,406.00	
2017	\$10,848,000.00	5	\$6,812,660.00	46	\$1,650,000.00	2	\$476,098.15	5	\$674,000.00	1	\$760,000.00	2	51	\$16,321,900.00	51	0	\$0.00	0	0	\$0.00	0	0	\$0.00	0	0	\$1,545,000.00	8	1	\$465,000.00	4	89	\$1,020,460.00	6	\$121,500.00	63	212	4	\$40,732,618.15
2016	\$4,858,293.00	7	\$5,687,433.00	35	\$2,400,000.00	5	\$384,000.00	5	\$0.00	0	\$4,580,000.00	3	51	\$16,125,057.00	51	0	\$0.00	0	0	\$85,000.00	1	0	\$0.00	0	1	\$860,000.00	6	0	\$0.00	0	\$1,629,521.00	8	\$175,452.00	58	257	3	\$36,784,756.00	
2015	\$36,380,121.00	27	\$12,764,942.00	50	\$9,579,783.00	7	\$450,030.00	3	\$0.00	0	\$14,492,183.00	6	107	\$36,733,668.00	107	0	\$0.00	0	0	\$0.00	0	0	\$0.00	0	1	\$1,200,000.00	9	2	\$1,200,000.00	8	172	\$6,414,697.61	12	\$255,000.00	124	375	5	\$119,270,424.61
2014	\$36,105,414.00	17	\$8,760,278.00	37	\$19,218,290.50	11	\$1,217,000.00	3	\$90,000.00	1	\$3,294,000.00	4	254	\$68,331,474.00	245	0	\$0.00	0	3	\$372,000.00	3	6	\$25,358,000.00	300	2	\$1,400,000.00	16	9	\$4,137,218.00	36	217	\$4,247,205.00	44	\$204,000.00	600	599	\$172,734,879.50	
2013	\$56,345,014.42	15	\$16,718,307.00	52	\$21,371,379.00	17	\$2,985,404.00	10	\$9,000,000.00	1	\$657,851.00	7	241	\$64,885,874.00	245	0	\$0.00	0	3	\$404,000.00	3	0	\$0.00	0	28	\$600,367.00	4	199	\$1,440,943.87	11	\$243,716.00	384	585	\$188,409,162.29				
2012	\$10,380,900.00	11	\$6,739,590.00	44	\$13,130,000.00	15	\$7,473,810.00	14	\$45,981,996.00	7	\$1,331,847.00	7	253	\$65,942,990.00	253	0	\$0.00	0	8	\$800,000.00	8	5	\$21,400,000.00	206	24	\$13,504,107.00	115	1	\$324,077.00	4	182	\$385,301.00	586	583	\$188,772,134.00			
2011	\$11,167,059.00	17	\$7,150,574.00	42	\$25,931,706.00	27	\$521,500.00	4	\$57,541,220.00	10	\$1,210,229.00	6	234	\$59,614,278.00	234	0	\$0.00	0	8	\$1,004,151.00	8	1	\$4,095,000.00	63	6	\$6,822,325.00	50	3	\$3,643,000.00	22	\$310,188.00	373	578	\$180,325,572.00				
2010	\$26,663,773.00	10	\$6,615,408.00	56	\$19,983,378.00	9	\$1,068,065.00	6	\$118,000.00	3	\$6,230,023.00	12	180	\$44,758,679.00	180	1	\$435,000.00	2	5	\$941,639.00	5	0	\$0.00	0	1	\$965,000.00	5	3	\$2,684,775.00	27	\$28,381.00	219	546	\$112,464,215.00				
2009	\$6,953,000.00	6	\$12,225,290.00	31	\$975,000.00	1	\$1,163,500.00	6	\$1,363,000.00	2	\$110,800.00	4	81	\$18,016,975.00	81	0	\$0.00	0	6	\$660,000.00	6	1	\$3,600,000.00	24	0	\$0.00	0	1	\$471,590.00	3	230	\$1,832,793.00	24	\$366,355.00	114	393	\$47,738,303.00	
2008	\$8,229,810.00	15	\$8,097,150.00	45	\$5,188,909.00	6	\$329,820.00	2	\$0.00	0	\$3,857,184.00	9	142	\$33,657,028.73	142	0	\$0.00	0	1	\$131,000.00	1	5	\$24,822,011.00	181	3	\$1,901,920.00	14	2	\$7,355,260.00	42	267	\$2,408,846.00	5	\$76,620.00	380	502	\$96,055,552.73	
2007	\$21,023,000.00	13	\$13,405,450.00	45	\$5,330,909.00	9	\$4,698,100.00	10	\$0.00	0	\$2,840,421.00	7	254	\$53,675,345.27	254	1	\$46,440.00	2	0	\$0.00	0	3	\$8,700,000.00	65	3	\$5,787,318.27	65	0	\$0.00	0	283	\$2,207,077.86	41	\$469,109.03	386	669	\$116,194,068.84	
2006	\$5,541,130.00	10	\$7,284,085.24	35	\$9,916,754.50	14	\$3,799,000.00	6	\$6,591,758.60	3	\$8,900,517.00	5	260	\$51,505,457.27	260	4	\$1,052,773.00	6	0	\$0.00	0	8	\$10,642,100.00	139	1	\$1,848,000.00	14	2	\$7,537,500.00	75	185	\$4,227,143.23	29	\$407,850.00	494	562	\$116,194,068.84	
2005	\$12,221,000.00	5	\$4,754,800.00	32	\$15,569,701.00	19	\$2,110,245.00	12	\$26,847,000.00	2	\$1,485,500.00	4	262	\$40,347,884.00	262	1	\$2,288,000.00	22	0	\$0.00	0	5	\$10,967,000.00	158	3	\$4,480,000.00	62	0	\$0.00	0	129	\$1,210,745.00	31	\$252,902.00	504	505	\$122,534,777.00	
2004	\$10,203,005.00	19	\$3,015,208.05	43	\$7,521,914.00	17	\$766,775.00	7	\$275,000.00	1	\$675,100.00	3	264	\$35,503,300.00	264	0	\$0.00	0	2	\$10,800,000.00	0	2	\$0.00	0	5	\$1,078,000.00	0	1	\$1,800,000.00	36	96	\$1,078,050.00	33	\$326,308.00	398	486	\$71,955,060.05	
2003	\$7,177,500.00	10	\$6,229,828.00	38	\$1,095,525.00	7	\$65,155.32	9	\$0.00	0	\$13,487.00	5	197	\$23,615,800.00	197	0	\$0.00	0	2	\$110,000.00	2	0	\$0.00	0	0	\$0.00	0	0	\$0.00	0	\$1,036,150.00	25						

2019 ALBERTA VS. SASKATCHEWAN PERMIT TOTALS

Alberta

	Residential			Prt	Improvement \$	Prt	Garage \$	Prt	Commercial \$	Prt	Industrial \$	Prt	Institutional \$
	Prt	New Dwelling \$	#										
January	0	\$0.00	0	5	\$37,000.00	0	\$0.00	6	\$1,235,000.00	0	\$0.00	0	\$0.00
February	1	\$215,000.00	1	0	\$0.00	0	\$0.00	3	\$680,000.00	0	\$0.00	0	\$0.00
March	1	\$410,000.00	1	3	\$23,000.00	0	\$0.00	3	\$500,000.00	0	\$0.00	0	\$0.00
April	1	\$340,000.00	1	9	\$212,800.00	0	\$0.00	4	\$712,654.00	1	\$8,000.00	1	\$7,500.00
May	1	\$330,000.00	1	10	\$106,500.00	0	\$0.00	3	\$169,747.29	0	\$0.00	0	\$0.00
June	1	\$460,000.00	1	5	\$29,000.00	0	\$0.00	3	\$2,357,273.50	0	\$0.00	1	\$40,000.00
July	0	\$0.00	0	0	\$0.00	0	\$0.00	0	\$0.00	0	\$0.00	0	\$0.00
August	0	\$0.00	0	0	\$0.00	0	\$0.00	0	\$0.00	0	\$0.00	0	\$0.00
September	0	\$0.00	0	0	\$0.00	0	\$0.00	0	\$0.00	0	\$0.00	0	\$0.00
October	0	\$0.00	0	0	\$0.00	0	\$0.00	0	\$0.00	0	\$0.00	0	\$0.00
November	0	\$0.00	0	0	\$0.00	0	\$0.00	0	\$0.00	0	\$0.00	0	\$0.00
December	0	\$0.00	0	0	\$0.00	0	\$0.00	0	\$0.00	0	\$0.00	0	\$0.00

Total	5	\$1,755,000.00	5	32	\$408,300.00	0	\$0.00	22	\$5,654,674.79	1	\$8,000.00	2	\$47,500.00
--------------	----------	-----------------------	----------	-----------	---------------------	----------	---------------	-----------	-----------------------	----------	-------------------	----------	--------------------

Total Permits		
Permits	Value \$	Dwellings
11	\$1,272,000.00	0
4	\$895,000.00	1
7	\$933,000.00	1
16	\$1,280,954.00	1
14	\$606,247.29	1
10	\$2,886,273.50	1
0	\$0.00	0
0	\$0.00	0
0	\$0.00	0
0	\$0.00	0
0	\$0.00	0
0	\$0.00	0
0	\$0.00	0
0	\$0.00	0
0	\$0.00	0
0	\$0.00	0

62	\$7,873,474.79	5
-----------	-----------------------	----------

% of Total Permits	71.26%	62.89%	55.56%
---------------------------	---------------	---------------	---------------

Monthly Totals

	Prts	Value \$	Dwell #
January	13	\$1,294,000.00	0
February	7	\$1,705,000.00	1
March	11	\$3,541,000.00	1
April	22	\$1,654,954.00	2
May	18	\$1,375,247.29	4
June	16	\$2,949,773.50	1
July	0	\$0.00	0
August	0	\$0.00	0
September	0	\$0.00	0
October	0	\$0.00	0
November	0	\$0.00	0
December	0	\$0.00	0

Year To Date	87	\$12,519,974.79	9
---------------------	-----------	------------------------	----------

Saskatchewan

	Residential			Prt	Improvement \$	Prt	Garage \$	Prt	Commercial \$	Prt	Industrial \$	Prt	Institutional \$
	Prt	New Dwelling \$	#										
January	0	\$0.00	0	2	\$22,000.00	0	\$0.00	0	\$0.00	0	\$0.00	0	\$0.00
February	0	\$0.00	0	1	\$50,000.00	0	\$0.00	1	\$700,000.00	1	\$60,000.00	0	\$0.00
March	0	\$0.00	0	3	\$158,000.00	0	\$0.00	1	\$2,450,000.00	0	\$0.00	0	\$0.00
April	1	\$300,000.00	1	4	\$49,000.00	1	\$25,000.00	0	\$0.00	0	\$0.00	0	\$0.00
May	3	\$750,000.00	3	1	\$19,000.00	0	\$0.00	0	\$0.00	0	\$0.00	0	\$0.00
June	0	\$0.00	0	5	\$13,500.00	1	\$50,000.00	0	\$0.00	0	\$0.00	0	\$0.00
July	0	\$0.00	0	0	\$0.00	0	\$0.00	0	\$0.00	0	\$0.00	0	\$0.00
August	0	\$0.00	0	0	\$0.00	0	\$0.00	0	\$0.00	0	\$0.00	0	\$0.00
September	0	\$0.00	0	0	\$0.00	0	\$0.00	0	\$0.00	0	\$0.00	0	\$0.00
October	0	\$0.00	0	0	\$0.00	0	\$0.00	0	\$0.00	0	\$0.00	0	\$0.00
November	0	\$0.00	0	0	\$0.00	0	\$0.00	0	\$0.00	0	\$0.00	0	\$0.00
December	0	\$0.00	0	0	\$0.00	0	\$0.00	0	\$0.00	0	\$0.00	0	\$0.00

Total	4	\$1,050,000.00	4	16	\$311,500.00	2	\$75,000.00	2	\$3,150,000.00	1	\$60,000.00	0	\$0.00
--------------	----------	-----------------------	----------	-----------	---------------------	----------	--------------------	----------	-----------------------	----------	--------------------	----------	---------------

Total Permits		
Permits	Value \$	Dwellings
2	\$22,000.00	0
3	\$810,000.00	0
4	\$2,608,000.00	0
6	\$374,000.00	1
4	\$769,000.00	3
6	\$63,500.00	0
0	\$0.00	0
0	\$0.00	0
0	\$0.00	0
0	\$0.00	0
0	\$0.00	0
0	\$0.00	0
0	\$0.00	0
0	\$0.00	0
0	\$0.00	0

25	\$4,646,500.00	4
-----------	-----------------------	----------

% of Total Permits	28.74%	37.11%	44.44%
---------------------------	---------------	---------------	---------------



16

Permits issued
In June



\$2,949,774

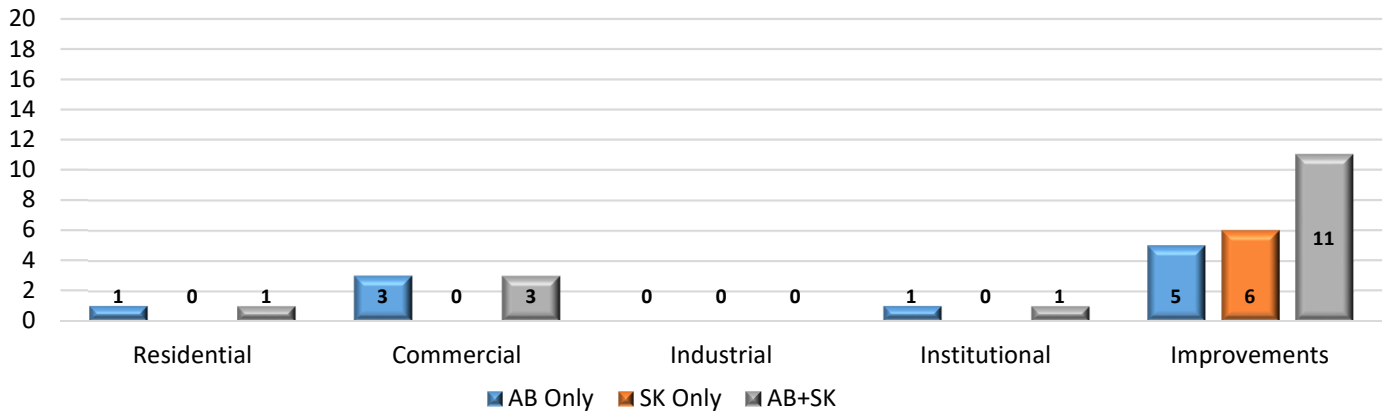
June
Permit Value



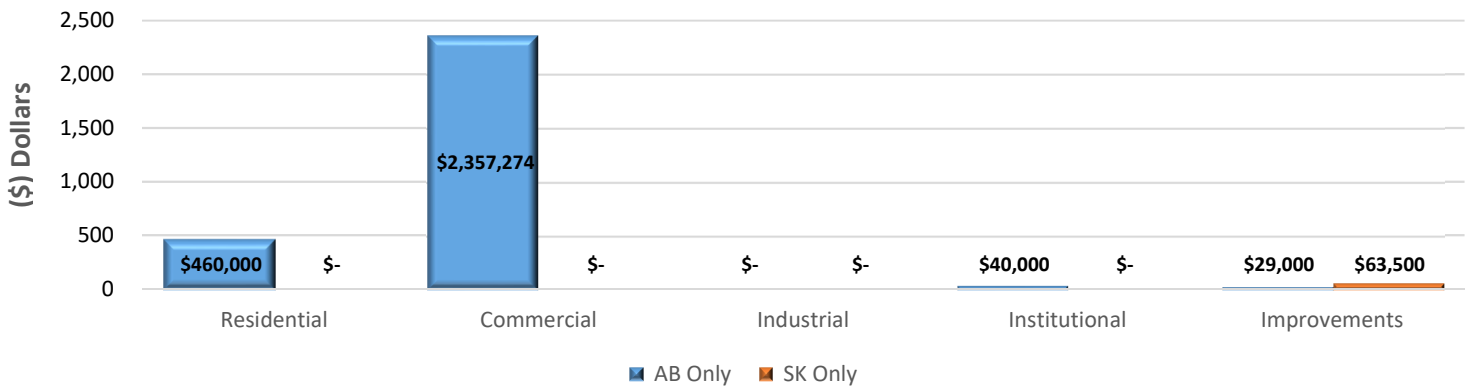
1

New Dwellings
in June

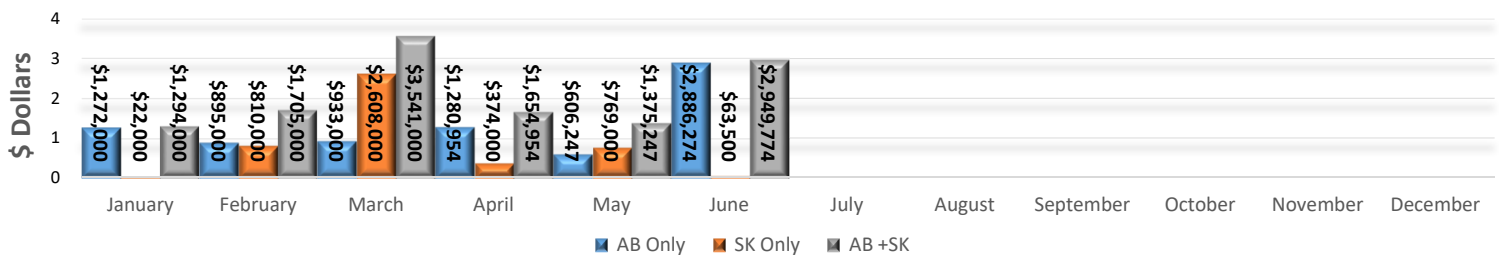
June 2019 - Permits Issued



June 2019 Permit Values



2019 Permit Values Total



Year	2015	2016	2017	2018	2019
# of Permits	375	257	212	194	97
Permit Value	\$119,270,424	\$36,784,756	\$40,732,618	\$25,090,406	\$9,570,201
# of New Dwellings	124	58	63	38	9

June 2019

Permit Number	Project Information	Type of Work	Construction Value Total	Construction Location	Lot/Block/Plan
AB					
LYDB008719LD	Residential	Basement Development	\$20,000.00	5602 20 Street	50 2 112 4521
LYDB007319LD	Residential	Deck	\$2,500.00	1706 63 Avenue	10 17 142 4772
LYDB008419LD	Residential	Deck	\$3,000.00	3707 57B Avenue Close	31 79 852 1888
LYDB008619LD	Residential	Deck	\$2,000.00	3902 74 Avenue	61 2 092 1781
LYDB008219LD	Residential	Deck	\$1,500.00	5213 15 Street	3 57 074 0287
	5	AB TOTAL	\$29,000.00		
LYDB007819LD	Institutional	Renovation	\$40,000.00	2302 53 Avenue	4 47 912 0920
	1	AB TOTAL	\$40,000.00		
LYDB008319LD	Residential	New Construction	\$460,000.00	6109 20A Street Close	43 6 142 3846
	1	AB TOTAL	\$460,000.00		
LYDB007919LD	Commercial	New Construction	\$1,507,273.50	5635 44 Street	1 762 1667
LYDB007619LD	Commercial	Renovation	\$800,000.00	6305 43 Street	2 4 992 4748
LYDB007419LD	Commercial	Leasehold Improvements	\$50,000.00	4010 50 Avenue	37 4 5368 NY
	3	AB TOTAL	\$2,357,273.50		
	10	AB TOTAL	\$2,886,273.50		
SK					
LYDB007219LD	Residential	Garage	\$50,000.00	1501 49 Avenue	14 4 101847225
LYDB007519LD	Residential	Renovation	\$4,000.00	4722 Barr Crescent	23 2 68B03852
LYDB007119LD	Residential	Deck	\$1,000.00	3708 41 Avenue	10 6 102144383
LYDB007719LD	Residential	Deck	\$1,500.00	3305 41 Avenue	49 2 102194276
LYDB008019LD	Residential	Deck	\$5,000.00	4115 40 Street	8 5 102134551
LYDB008119LD	Residential	Deck	\$2,000.00	3337 41 Avenue	33 2 102113659
	6	SK TOTAL	\$63,500.00		
	6	SK TOTAL	\$63,500.00		

16 PERMITS ISSUED	SK TOTAL	\$63,500.00	6 SK PERMIT
	AB TOTAL	\$2,886,273.50	10 AB PERMITS
	AB + SK TOTAL	\$2,949,773.50	