

City of Lloydminster 2022 Building Statistics

Year To Date

Month	Commercial				Industrial				Institutional				Residential												Permit Total													
	New	Prt.	Improvement	Prt.	New	Prt.	Improvement	Prt.	New	Prt.	Improvement	Prt.	Prt.	New Single Det.	#	Prt.	Semi-Detached/Duplex	#	Prt.	Mobile Home	#	Prt.	New Apartment	#	Prt.	New Rowhouse	#	Prt.	New Townhouse	#	Prt.	Improvement	Prt.	Garage	# of Dwellings	Prts.	Value (\$)	
January	\$80,000.00	1	\$83,600.00	2	\$381,000.00	1	\$14,000.00	1	\$0.00	0	\$0.00	0	2	\$560,000.00	2	0	\$0.00	0	0	\$0.00	0	0	\$0.00	0	0	\$0.00	0	0	\$0.00	0	0	\$49,000.00	0	\$0.00	2	9	\$1,167,600.00	
February	\$0.00	0	\$841,730.00	4	\$0.00	0	\$0.00	0	\$0.00	0	\$0.00	0	1	\$480,000.00	1	0	\$0.00	0	0	\$0.00	0	0	\$0.00	0	0	\$0.00	0	0	\$0.00	0	0	\$25,000.00	0	\$0.00	1	7	\$1,346,730.00	
March	\$0.00	0	\$853,999.00	3	\$0.00	0	\$0.00	0	\$0.00	0	\$0.00	0	3	\$1,380,000.00	3	0	\$0.00	0	0	\$0.00	0	0	\$0.00	0	0	\$0.00	0	0	\$0.00	0	0	\$5,000.00	2	\$0.00	3	8	\$2,238,999.00	
April	\$0.00	0	\$525,000.00	4	\$0.00	0	\$0.00	0	\$0.00	0	\$26,000,000.00	1	3	\$1,066,346.00	3	0	\$0.00	0	0	\$0.00	0	0	\$0.00	0	0	\$0.00	0	0	\$0.00	0	0	\$88,300.00	2	\$55,000.00	3	19	\$27,734,646.00	
May	\$0.00	0	\$25,000.00	1	\$1,500,000.00	1	\$0.00	0	\$0.00	0	\$0.00	0	6	\$1,940,000.00	6	0	\$0.00	0	0	\$0.00	0	0	\$0.00	0	0	\$0.00	0	0	\$0.00	0	0	\$387,505.00	1	\$35,000.00	6	19	\$3,887,505.00	
June	\$2,000,000.00	2	\$185,000.00	2	\$0.00	0	\$0.00	0	\$0.00	0	\$0.00	0	4	\$1,741,000.00	4	0	\$0.00	0	0	\$0.00	0	0	\$0.00	0	3	\$1,660,000.00	15	0	\$0.00	0	0	\$236,003.00	0	\$0.00	19	23	\$5,822,003.00	
July	\$0.00	0	\$0.00	0	\$0.00	0	\$0.00	0	\$0.00	0	\$0.00	0	4	\$0.00	4	0	\$0.00	0	0	\$0.00	0	0	\$0.00	0	0	\$0.00	0	0	\$0.00	0	\$0.00	0	0	0	0	\$0.00		
August	\$0.00	0	\$0.00	0	\$0.00	0	\$0.00	0	\$0.00	0	\$0.00	0	0	\$0.00	0	0	\$0.00	0	0	\$0.00	0	0	\$0.00	0	0	\$0.00	0	0	\$0.00	0	\$0.00	0	0	0	0	0	\$0.00	
September	\$0.00	0	\$0.00	0	\$0.00	0	\$0.00	0	\$0.00	0	\$0.00	0	0	\$0.00	0	0	\$0.00	0	0	\$0.00	0	0	\$0.00	0	0	\$0.00	0	0	\$0.00	0	\$0.00	0	\$0.00	0	0	0	0	\$0.00
October	\$0.00	0	\$0.00	0	\$0.00	0	\$0.00	0	\$0.00	0	\$0.00	0	0	\$0.00	0	0	\$0.00	0	0	\$0.00	0	0	\$0.00	0	0	\$0.00	0	0	\$0.00	0	\$0.00	0	\$0.00	0	0	0	0	\$0.00
November	\$0.00	0	\$0.00	0	\$0.00	0	\$0.00	0	\$0.00	0	\$0.00	0	0	\$0.00	0	0	\$0.00	0	0	\$0.00	0	0	\$0.00	0	0	\$0.00	0	0	\$0.00	0	\$0.00	0	\$0.00	0	0	0	0	\$0.00
December	\$0.00	0	\$0.00	0	\$0.00	0	\$0.00	0	\$0.00	0	\$0.00	0	0	\$0.00	0	0	\$0.00	0	0	\$0.00	0	0	\$0.00	0	0	\$0.00	0	0	\$0.00	0	\$0.00	0	\$0.00	0	0	0	0	\$0.00
Totals	\$2,080,000.00	3	\$0.00	16	\$1,881,000.00	2	\$14,000.00	1	\$0.00	0	\$26,000,000.00	1	19	\$7,167,346.00	19	0	\$0.00	0	0	\$0.00	0	0	\$0.00	0	3	\$1,660,000.00	15	0	\$0.00	0	\$0.00	5	\$90,000.00	34	85	\$42,197,483.00		

Year To Year Totals

Year	Commercial				Industrial				Institutional				Residential												Permit Total													
	New	Prt.	Improvement	Prt.	New	Prt.	Improvement	Prt.	New	Prt.	Improvement	Prt.	Prt.	New Single Det.	#	Prt.	Semi-Detached	#	Prt.	Mobile Home	#	Prt.	New Apartment	#	Prt.	New Rowhouse	#	Prt.	New Townhouse	#	Prt.	Improvement	Prt.	Garage	# of Dwellings	Prts.	Value (\$)	
2022	\$2,080,000.00	3	\$0.00	16	\$1,881,000.00	2	\$14,000.00	1	\$0.00	0	\$26,000,000.00	1	19	\$7,167,346.00	19	0	\$0.00	0	0	\$0.00	0	0	\$0.00	0	3	\$1,660,000.00	15	0	\$0.00	0	\$0.00	5	\$90,000.00	34	85	\$42,197,483.00		
2021	\$1,905,000.00	3	\$12,883,594.00	73	\$4,311,394.00	2	\$4,735,000.00	5	\$7,100,000.00	1	\$16,011,080.00	4	28	\$11,234,000.00	30	1	\$430,000.00	2	0	\$0.00	0	0	\$0.00	0	0	\$0.00	0	0	\$0.00	0	\$0.00	0	\$0.00	20	\$150,000.00	32	189	\$71,633,690.00
2020	\$3,585,000.00	4	\$4,577,330.00	20	\$3,900,000.00	2	\$0.00	0	\$0.00	0	\$835,140.00	6	24	\$7,363,383.00	24	0	\$0.00	0	0	\$0.00	0	0	\$0.00	0	1	\$560,000.00	4	0	\$0.00	0	\$0.00	9	\$146,000.00	28	149	\$22,079,877.00		
2019	\$5,875,273.50	4	\$5,461,401.29	31	\$1,900,000.00	2	\$88,000.00	3	\$0.00	0	\$1,992,500.00	6	18	\$5,688,500.00	18	0	\$0.00	0	0	\$0.00	0	0	\$0.00	0	5	\$3,023,276.00	16	0	\$0.00	0	\$0.00	4	\$75,000.00	40	143	\$25,153,350.79		
2018	\$2,523,795.00	5	\$6,099,045.00	42	\$0.00	0	\$887,000.00	3	\$0.00	0	\$1,825,866.00	8	38	\$12,041,000.00	38	0	\$0.00	0	0	\$0.00	0	0	\$0.00	0	0	\$0.00	0	0	\$0.00	0	\$0.00	4	\$97,000.00	38	194	\$25,090,406.00		
2017	\$10,848,000.00	5	\$6,812,660.00	46	\$1,650,000.00	2	\$476,098.15	5	\$674,000.00	1	\$760,000.00	2	51	\$16,321,900.00	51	0	\$0.00	0	0	\$0.00	0	0	\$0.00	0	0	\$1,545,000.00	8	1	\$465,000.00	4	\$89	\$1,020,460.00	6	\$121,500.00	63	212	\$40,732,618.15	
2016	\$4,858,293.00	7	\$5,687,433.00	35	\$2,400,000.00	5	\$384,000.00	5	\$0.00	0	\$4,580,000.00	3	51	\$16,125,057.00	51	0	\$0.00	0	1	\$85,000.00	1	0	\$0.00	0	1	\$860,000.00	6	0	\$0.00	0	\$0.00	8	\$175,452.00	58	257	\$36,784,756.00		
2015	\$36,380,121.00	27	\$12,764,942.00	50	\$9,579,783.00	7	\$450,030.00	3	\$0.00	0	\$14,492,183.00	6	107	\$36,733,666.00	107	0	\$0.00	0	0	\$0.00	0	0	\$0.00	0	2	\$1,000,000.00	9	2	\$1,200,000.00	8	172	\$6,414,697.61	12	\$255,000.00	124	375	\$119,270,424.61	
2014	\$36,105,414.00	17	\$3,780,278.00	37	\$19,218,290.50	11	\$1,217,000.00	3	\$90,000.00	1	\$3,294,000.00	4	254	\$68,331,474.00	245	0	\$0.00	0	0	\$0.00	0	0	\$25,358,000.00	300	2	\$1,400,000.00	16	9	\$4,137,218.00	36	217	\$4,247,205.00	44	\$204,000.00	600	599	\$172,734,879.50	
2013	\$56,345,014.42	15	\$16,718,307.00	52	\$21,371,879.00	17	\$2,985,404.00	10	\$9,000,000.00	1	\$657,851.00	7	241	\$64,885,874.00	245	0	\$0.00	0	3	\$404,000.00	3	0	\$0.00	0	28	\$13,756,506.00	132	1	\$600,367.00	4	199	\$1,440,943.87	11	\$243,716.00	384	585	\$188,409,162.29	
2012	\$10,380,900.00	11	\$6,739,590.00	44	\$13,130,000.00	15	\$7,473,810.00	14	\$45,981,995.00	7	\$1,331,847.00	7	253	\$65,842,990.00	253	0	\$0.00	0	8	\$800,000.00	8	5	\$21,400,000.00	206	24	\$13,504,107.00	115	1	\$524,077.00	4	182	\$1,377,717.00	12	\$285,301.00	586	583	\$188,772,134.00	
2011	\$11,167,059.00	17	\$7,150,574.00	42	\$25,931,706.00	27	\$521,500.00	4	\$57,541,220.00	1	\$1,210,229.00	6	234	\$59,614,276.00	234	0	\$0.00	0	8	\$1,004,151.00	8	1	\$4,095,000.00	63	6	\$6,822,325.00	50	3	\$3,643,000.00	18	198	\$1,314,344.00	22	\$310,188.00	373	578	\$180,325,572.00	
2010	\$26,663,773.00	10	\$6,615,408.00	56	\$19,983,378.00	9	\$1,068,065.00	6	\$1,118,000.00	3	\$6,230,000.00	12	180	\$44,756,679.00	180	1	\$435,000.00	2	5	\$641,630.00	5	0	\$0.00	0	1	\$965,000.00	5	3	\$2,684,775.00	27	238	\$2,016,103.00	22	\$286,381.00	219	546	\$112,464,215.00	
2009	\$6,953,000.00	6	\$12,225,290.00	31	\$975,000.00	1	\$1,163,500.00	6	\$1,363,000.00	2	\$1,180,000.00	4	81	\$18,016,975.00	81	0	\$0.00	0	6	\$660,000.00	6	1	\$3,600,000.00	24	0	\$0.00	0	1	\$471,590.00	3	230	\$1,832,793.00	24	\$366,355.00	114	393	\$47,738,303.00	
2008	\$8,229,810.00	15	\$8,097,150.00	45	\$5,188,909.00	6	\$329,820.00	2	\$0.00	0	\$3,857,184.00	9	142	\$33,657,028.73	142	0	\$0.00	0	1	\$131,000.00	1	5	\$24,822,011.00	181	3	\$1,901,920.00	14	2	\$7,355,260.00	42	267	\$2,408,840.00	5	\$76,620.00	380	502	\$96,055,522.73	
2007	\$21,023,000.00	13	\$13,405,450.00	45	\$5,330,000.00	9	\$4,698,100.00	10	\$0.00	0	\$2,640,427.00	7	254	\$53,675,345.27	254	1	\$96,440.00	2	0	\$0.00	0	3	\$6,700,000.00	85	3	\$5,787,318.27	85	0	\$0.00	0	283	\$2,202,077.86	41	\$469,109.03	386	669	\$118,627,261.43	
2006	\$5,541,130.00	10	\$7,284,085.24	35	\$9,918,754.50	14	\$739,000.00	8	\$6,591,758.60	3	\$8,900,517.00																											

2022 ALBERTA VS. SASKATCHEWAN PERMIT TOTALS

Alberta

Monthly Totals

	Residential			Prt	Commercial \$	Prt	Industrial \$	Prt	Institutional \$				
	Prt	New Dwelling \$	#							Improvement \$	Garage \$		
January	2	\$560,000.00	2	1	\$39,000.00	0	\$0.00	3	\$163,600.00	1	\$14,000.00	0	\$0.00
February	1	\$480,000.00	1	1	\$10,000.00	0	\$0.00	4	\$841,730.00	0	\$0.00	0	\$0.00
March	3	\$1,380,000.00	3	2	\$5,000.00	0	\$0.00	3	\$853,999.00	0	\$0.00	0	\$0.00
April	3	\$1,066,346.00	3	7	\$78,000.00	1	\$35,000.00	4	\$525,000.00	0	\$0.00	1	\$26,000,000.00
May	6	\$1,940,000.00	6	7	\$223,305.00	1	\$35,000.00	1	\$25,000.00	1	\$1,500,000.00	0	\$0.00
June	6	\$3,021,000.00	18	9	\$195,384.00	0	\$0.00	3	\$1,185,000.00	0	\$0.00	0	\$0.00
July	0	\$0.00	0	0	\$0.00	0	\$0.00	0	\$0.00	0	\$0.00	0	\$0.00
August	0	\$0.00	0	0	\$0.00	0	\$0.00	0	\$0.00	0	\$0.00	0	\$0.00
September	0	\$0.00	0	0	\$0.00	0	\$0.00	0	\$0.00	0	\$0.00	0	\$0.00
October	0	\$0.00	0	0	\$0.00	0	\$0.00	0	\$0.00	0	\$0.00	0	\$0.00
November	0	\$0.00	0	0	\$0.00	0	\$0.00	0	\$0.00	0	\$0.00	0	\$0.00
December	0	\$0.00	0	0	\$0.00	0	\$0.00	0	\$0.00	0	\$0.00	0	\$0.00
Total	21	\$8,447,346.00	33	27	\$550,689.00	2	\$70,000.00	18	\$3,594,329.00	2	\$1,514,000.00	1	\$26,000,000.00

Total Permits		
Permits	Value \$	Dwellings
7	\$776,600.00	2
6	\$1,331,730.00	1
8	\$2,238,999.00	3
16	\$27,704,346.00	3
16	\$3,723,305.00	6
18	\$4,401,384.00	18
0	\$0.00	0
0	\$0.00	0
0	\$0.00	0
0	\$0.00	0
0	\$0.00	0
0	\$0.00	0
71	\$40,176,364.00	33

	Prts	Value \$	Dwell #
January	9	\$1,167,600.00	2
February	7	\$1,346,730.00	1
March	8	\$2,238,999.00	3
April	19	\$27,734,646.00	3
May	19	\$3,887,505.00	6
June	23	\$5,822,003.00	19
July	0	\$0.00	0
August	0	\$0.00	0
September	0	\$0.00	0
October	0	\$0.00	0
November	0	\$0.00	0
December	0	\$0.00	0
Year To Date	85	\$42,197,483.00	34

% of Total Permits 83.53% 95.21% 97.06%

Saskatchewan

	Residential			Prt	Commercial \$	Prt	Industrial \$	Prt	Institutional \$				
	Prt	New Dwelling \$	#							Improvement \$	Garage \$		
January	0	\$0.00	0	1	\$10,000.00	0	\$0.00	1	\$381,000.00	0	\$0.00		
February	0	\$0.00	0	1	\$15,000.00	0	\$0.00	0	\$0.00	0	\$0.00		
March	0	\$0.00	0	0	\$0.00	0	\$0.00	0	\$0.00	0	\$0.00		
April	0	\$0.00	0	2	\$10,300.00	1	\$20,000.00	0	\$0.00	0	\$0.00		
May	0	\$0.00	0	3	\$164,200.00	0	\$0.00	0	\$0.00	0	\$0.00		
June	1	\$380,000.00	1	3	\$40,619.00	0	\$0.00	1	\$1,000,000.00	0	\$0.00		
July	0	\$0.00	0	0	\$0.00	0	\$0.00	0	\$0.00	0	\$0.00		
August	0	\$0.00	0	0	\$0.00	0	\$0.00	0	\$0.00	0	\$0.00		
September	0	\$0.00	0	0	\$0.00	0	\$0.00	0	\$0.00	0	\$0.00		
October	0	\$0.00	0	0	\$0.00	0	\$0.00	0	\$0.00	0	\$0.00		
November	0	\$0.00	0	0	\$0.00	0	\$0.00	0	\$0.00	0	\$0.00		
December	0	\$0.00	0	0	\$0.00	0	\$0.00	0	\$0.00	0	\$0.00		
Total	1	\$380,000.00	1	10	\$240,119.00	1	\$20,000.00	1	\$1,000,000.00	1	\$381,000.00	0	\$0.00

Total Permits		
Permits	Value \$	Dwellings
2	\$391,000.00	0
1	\$15,000.00	0
0	\$0.00	0
3	\$30,300.00	0
3	\$164,200.00	0
5	\$1,420,619.00	1
0	\$0.00	0
0	\$0.00	0
0	\$0.00	0
0	\$0.00	0
0	\$0.00	0
0	\$0.00	0
14	\$2,021,119.00	1

% of Total Permits 16.47% 4.79% 2.94%



23

Permits issued
In June



\$5,822,003

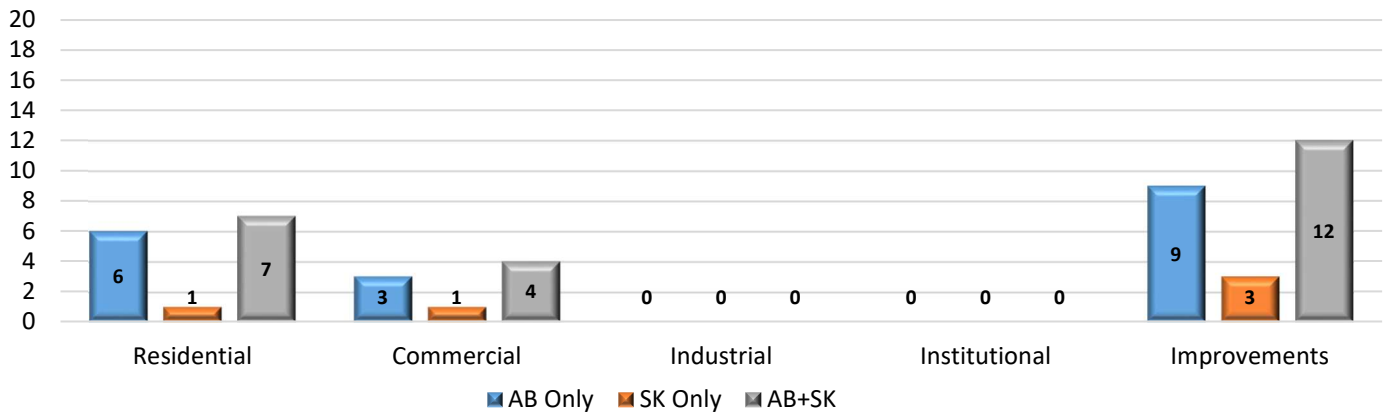
June
Construction Value



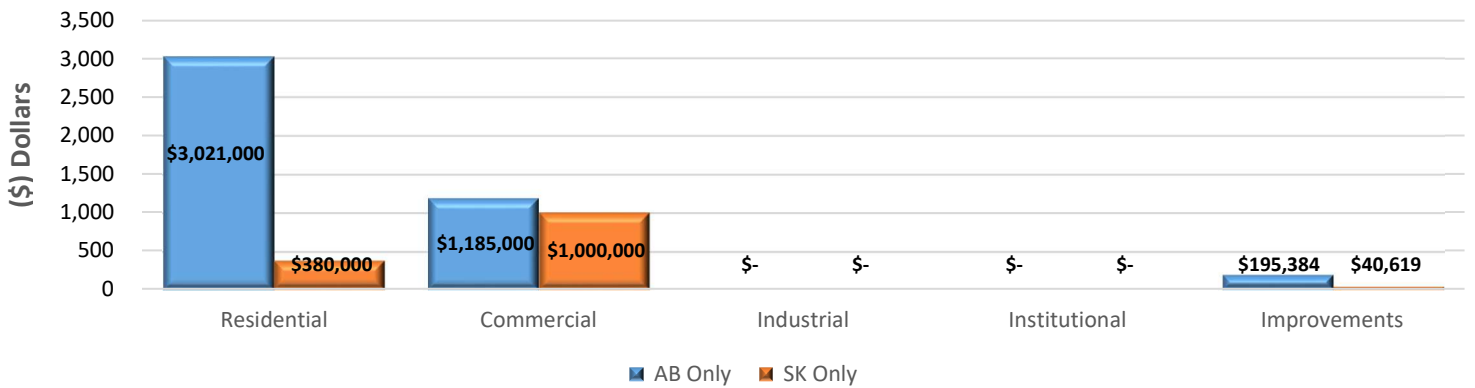
19

New Dwelling
Units in June

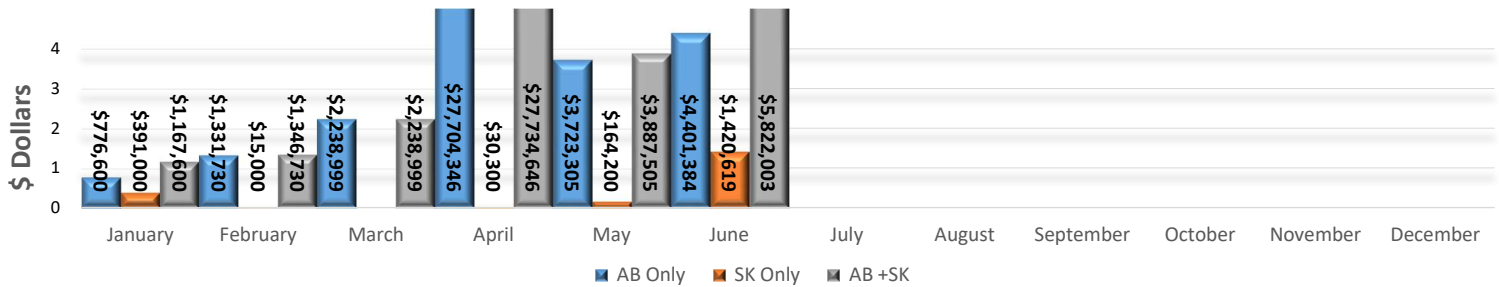
June 2022 - Permits Issued



June 2022- Construction Values



2022 Construction Values Total



Year	2018	2019	2020	2021	2022
# of Permits	194	151	151	189	85
Consturction Value	\$25,090,406	\$25,153,350	\$22,079,877	\$71,663,690	\$42,197,483
# of New Dwellings	38	40	28	32	34

June 2022 - Permits Issued

Permit Number	Project Information	Type of Work	Construction Value Total	Construction Location	Lot/Block/Plan
AB					
LYDB007022MU	Residential	New Construction	\$450,000.00	6017 13 Street	59 11 212 2499
LYDB007122MU	Residential	New Construction	\$491,000.00	6024 13 Street	17 15 172 3446
LYDB007522MU	Residential	New Construction	\$420,000.00	3713 70 Avenue	61 6 152 2663
AB	3		\$1,361,000.00		
LYDB008022MU	Multi Family	New Construction	\$600,000.00	3211 72 Avenue	30 23 212 1419
LYDB008222MU	Multi Family	New Construction	\$600,000.00	3211 72 Avenue	30 23 212 1419
LYDB008522MU	Multi Family	New Construction	\$460,000.00	3211 72 Avenue	30 23 212 1419
AB	3		\$1,660,000.00	15 Units	
LYDB008622MU	Residential	Other - Solar Panels	\$17,142.00	6303 17 Street	60 14 142 4772
LYDB006822MU	Residential	Deck	\$20,000.00	1613 52B Ave Close	102 54 074 0287
LYDB007222MU	Residential	Deck	\$10,000.00	2703 52 Avenue	42 23 812 0974
LYDB007722MU	Residential	Deck	\$2,500.00	5504 14 Street	37 58 152 3564
LYDB006922MU	Residential	Addition	\$119,542.50	5303 15 Street	2 58 074 0287
LYDB007322MU	Residential	Addition	\$15,000.00	5519 51 Street	11 47 853HW
LYDB007822MU	Residential	Addition	\$1,500.00	5613 26 Street	22 44 812 0974
LYDB007622MU	Residential	Basement Dev	\$5,000.00	17- 4201 56 Avenue	#17 PI 952 4756
LYDB008122MU	Residential	Basement Dev	\$4,700.00	6015 17 Street	13 15 152 0465
AB	9	Total	\$195,384.50		
LYDB007422MU	Commercial	Accessory Building - Garden Centre	\$100,000.00	4104 80 Avenue	2 2 192 1665
LYDB007922MU	Commercial	Renovation	\$85,000.00	109G 5027 44 Street	42 1 162 2097
AB	2	Total	\$185,000.00		
LYDB006622MU	Commercial	New Construction	\$1,000,000.00	7115 66 Street	1 5 132 1551
AB	1	TOTAL	\$1,000,000.00		
	18	AB TOTAL	\$4,401,384.50		
SK					
LYDB008422MU	Commercial	New Construction	\$1,000,000.00	1501 50 Avenue	6 2 BX4535
SK	1	TOTAL	\$1,000,000.00		
LYDB008322MU	Residential	New Construction	\$380,000.00	4625 13 Street	4 10 102176681
SK	1	TOTAL	\$380,000.00		
LYDB006722MU	Residential	Deck	\$10,000.00	1405 48 Avenue	16 5 101874955
LYDB008722MU	Residential	Solar Panels	\$16,995.00	4530 24 Street	43 4 101903060
LYDB008822MU	Residential	Solar Panels	\$13,624.00	4718 48 Street	27 12 B1127
SK	3	TOTAL	\$40,619.00		
	5	SK TOTAL	\$1,420,619.00		

23 PERMITS ISSUED	SK TOTAL	\$1,420,619.00	5 SK PERMITS
	AB TOTAL	\$4,401,384.50	18 AB PERMITS
	AB + SK TOTAL	\$5,822,003.50	