



## 2023 ALBERTA VS. SASKATCHEWAN PERMIT TOTALS

### Alberta

### Monthly Totals

	Residential			Prt	Commercial \$	Prt	Industrial \$	Prt	Institutional \$				
	Prt	New Dwelling \$	#							Prt	Improvement \$	Prt	Garage \$
January	0	\$0.00	0	2	\$32,850.00	0	\$0.00	5	\$5,257,300.00	0	\$0.00	1	\$1,070,000.00
February	1	\$500,000.00	1	0	\$0.00	0	\$0.00	2	\$634,000.00	0	\$0.00	0	\$0.00
March	0	\$0.00	0	1	\$25,000.00	0	\$0.00	2	\$3,505,200.00	0	\$0.00	0	\$0.00
April	2	\$940,000.00	2	1	\$600.00	1	\$40,000.00	4	\$340,000.00	0	\$0.00	0	\$0.00
May	0	\$0.00	0	0	\$0.00	0	\$0.00	0	\$0.00	0	\$0.00	0	\$0.00
June	0	\$0.00	0	0	\$0.00	0	\$0.00	0	\$0.00	0	\$0.00	0	\$0.00
July	0	\$0.00	0	0	\$0.00	0	\$0.00	0	\$0.00	0	\$0.00	0	\$0.00
August	0	\$0.00	0	0	\$0.00	0	\$0.00	0	\$0.00	0	\$0.00	0	\$0.00
September	0	\$0.00	0	0	\$0.00	0	\$0.00	0	\$0.00	0	\$0.00	0	\$0.00
October	0	\$0.00	0	0	\$0.00	0	\$0.00	0	\$0.00	0	\$0.00	0	\$0.00
November	0	\$0.00	0	0	\$0.00	0	\$0.00	0	\$0.00	0	\$0.00	0	\$0.00
December	0	\$0.00	0	0	\$0.00	0	\$0.00	0	\$0.00	0	\$0.00	0	\$0.00
<b>Total</b>	<b>3</b>	<b>\$1,440,000.00</b>	<b>3</b>	<b>4</b>	<b>\$58,450.00</b>	<b>1</b>	<b>\$40,000.00</b>	<b>13</b>	<b>\$9,736,500.00</b>	<b>0</b>	<b>\$0.00</b>	<b>1</b>	<b>\$1,070,000.00</b>

Total Permits		
Permits	Value \$	Dwellings
8	\$6,360,150.00	0
3	\$1,134,000.00	1
3	\$3,530,200.00	0
8	\$1,320,600.00	2
0	\$0.00	0
0	\$0.00	0
0	\$0.00	0
0	\$0.00	0
0	\$0.00	0
0	\$0.00	0
0	\$0.00	0
0	\$0.00	0
0	\$0.00	0
0	\$0.00	0
0	\$0.00	0
0	\$0.00	0
<b>22</b>	<b>\$12,344,950.00</b>	<b>3</b>

	Prts	Value \$	Dwell #
January	11	\$6,960,150.00	2
February	4	\$2,358,429.00	1
March	3	\$3,530,200.00	0
April	9	\$1,672,600.00	3
May	0	\$0.00	0
June	0	\$0.00	0
July	0	\$0.00	0
August	0	\$0.00	0
September	0	\$0.00	0
October	0	\$0.00	0
November	0	\$0.00	0
December	0	\$0.00	0
<b>Year To Date</b>	<b>27</b>	<b>\$14,521,379.00</b>	<b>6</b>

% of Total Permits      81.48%      85.01%      50.00%

### Saskatchewan

	Residential			Prt	Commercial \$	Prt	Industrial \$	Prt	Institutional \$				
	Prt	New Dwelling \$	#							Prt	Improvement \$	Prt	Garage \$
January	1	\$350,000.00	2	0	\$0.00	0	\$0.00	2	\$250,000.00	0	\$0.00	0	\$0.00
February	0	\$0.00	0	0	\$0.00	0	\$0.00	1	\$1,224,429.00	0	\$0.00	0	\$0.00
March	0	\$0.00	0	0	\$0.00	0	\$0.00	0	\$0.00	0	\$0.00	0	\$0.00
April	1	\$352,000.00	1	0	\$0.00	0	\$0.00	0	\$0.00	0	\$0.00	0	\$0.00
May	0	\$0.00	0	0	\$0.00	0	\$0.00	0	\$0.00	0	\$0.00	0	\$0.00
June	0	\$0.00	0	0	\$0.00	0	\$0.00	0	\$0.00	0	\$0.00	0	\$0.00
July	0	\$0.00	0	0	\$0.00	0	\$0.00	0	\$0.00	0	\$0.00	0	\$0.00
August	0	\$0.00	0	0	\$0.00	0	\$0.00	0	\$0.00	0	\$0.00	0	\$0.00
September	0	\$0.00	0	0	\$0.00	0	\$0.00	0	\$0.00	0	\$0.00	0	\$0.00
October	0	\$0.00	0	0	\$0.00	0	\$0.00	0	\$0.00	0	\$0.00	0	\$0.00
November	0	\$0.00	0	0	\$0.00	0	\$0.00	0	\$0.00	0	\$0.00	0	\$0.00
December	0	\$0.00	0	0	\$0.00	0	\$0.00	0	\$0.00	0	\$0.00	0	\$0.00
<b>Total</b>	<b>2</b>	<b>\$702,000.00</b>	<b>3</b>	<b>0</b>	<b>\$0.00</b>	<b>0</b>	<b>\$0.00</b>	<b>3</b>	<b>\$1,474,429.00</b>	<b>0</b>	<b>\$0.00</b>	<b>0</b>	<b>\$0.00</b>

Total Permits		
Permits	Value \$	Dwellings
3	\$600,000.00	2
1	\$1,224,429.00	0
0	\$0.00	0
1	\$352,000.00	1
0	\$0.00	0
0	\$0.00	0
0	\$0.00	0
0	\$0.00	0
0	\$0.00	0
0	\$0.00	0
0	\$0.00	0
0	\$0.00	0
0	\$0.00	0
0	\$0.00	0
0	\$0.00	0
<b>5</b>	<b>\$2,176,429.00</b>	<b>3</b>

% of Total Permits      18.52%      14.99%      50.00%



9

Permits issued  
In April



\$1,672,600

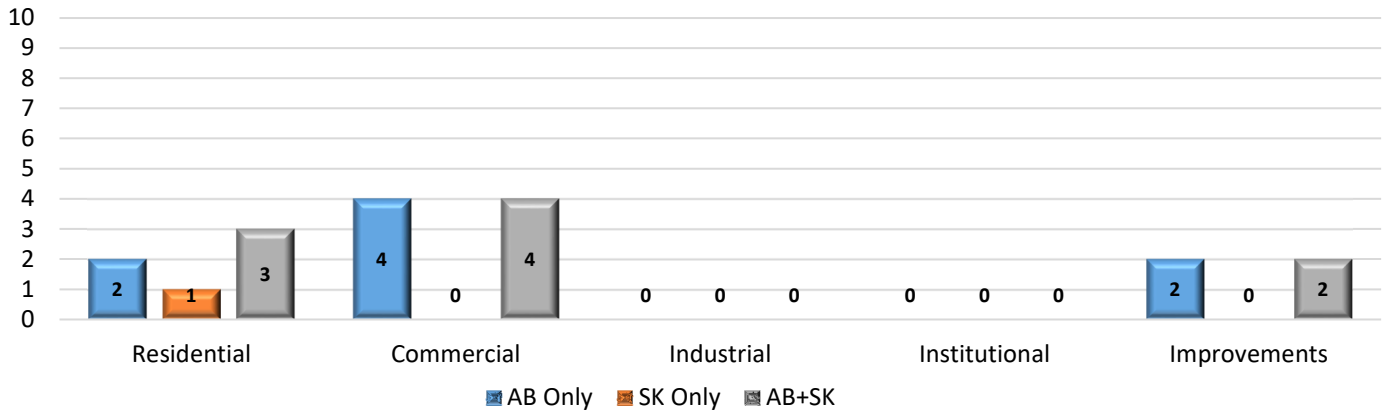
April  
Construction Value



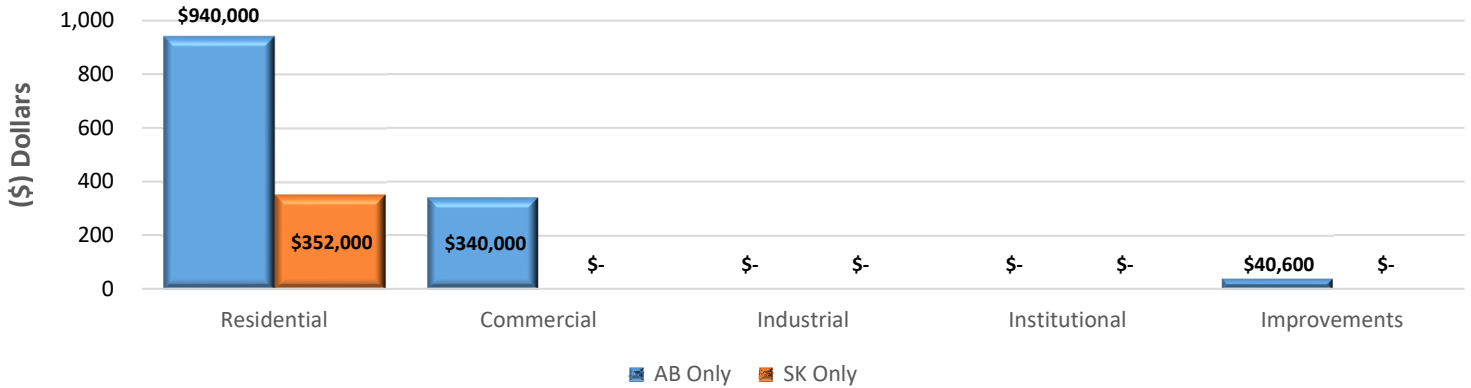
3

New Dwelling Unit(s)  
issued in April


### April 2023- Permits Issued



### April 2023- Construction Values



### 2023 Construction Values Total



Year	2019	2020	2021	2022	2023
# of Permits	151	149	189	170	27
Consturction Value	\$25,153,350	\$22,079,877	\$71,663,690	\$65,564,682	\$14,521,379
# of New Dwellings	40	28	32	125	6

## April 2023 - Permits Issued

Permit Number	Project Information	Type of Work	Construction Value Total	Construction Location	Lot/Block/Plan
<b>AB</b>					
LYDB001923MU	Residential	New Dwelling	\$ 450,000.00	6104 20 Street Close	48 6 142 3846
LYDB002023MU	Residential	New Dwelling	\$ 490,000.00	1803 60A Avenue	33 13 122 2785
<b>AB</b>	<b>2</b>		<b>\$940,000.00</b>		
LYDB002823MU	Residential	Addition	\$ 600.00	3201 67 Avenue	6 16 022 4387
LYDB002223MU	Residential	Garage	\$ 40,000.00	5320 46 Street	10 17 3460 Q
<b>AB</b>	<b>2</b>		<b>\$40,600.00</b>		
LYDB001723MU	Commercial	Renovation	\$ 100,000.00	7701 44 Street	2 1 072 1697
LYDB002323MU	Commercial	Renovation	\$ 140,000.00	103-5004 18 Street	110A 48 062 0016
LYDB002423MU	Commercial	Renovation	\$ 50,000.00	2632 50 Avenue	9 Condo 032 5288
LYDB002923MU	Commercial	Renovation	\$ 50,000.00	5708 50 Avenue	8A 2 1497 MC
<b>AB</b>	<b>4</b>		<b>\$340,000.00</b>		
	<b>8</b>	<b>AB TOTAL</b>	<b>\$1,320,600.00</b>		
<b>SK</b>					
LYDB002523MU	Residential	New Dwelling Fire Rebuild	\$ 352,000.00	3708 45 Avenue Close	19 3 101839620
<b>SK</b>	<b>1</b>	<b>TOTAL</b>	<b>\$352,000.00</b>		
	<b>1</b>	<b>SK TOTAL</b>	<b>\$352,000.00</b>		
<b>3 PERMITS ISSUED</b>		<b>SK TOTAL</b>	<b>\$352,000.00</b>	<b>0 SK PERMITS</b>	<b>1 New SK Dwelling Units</b>
		<b>AB TOTAL</b>	<b>\$1,320,600.00</b>	<b>3 AB PERMITS</b>	<b>2 New AB Dwelling Units</b>
		<b>AB + SK TOTAL</b>	<b>\$1,672,600.00</b>		